

COMPTON HIGH SCHOOL

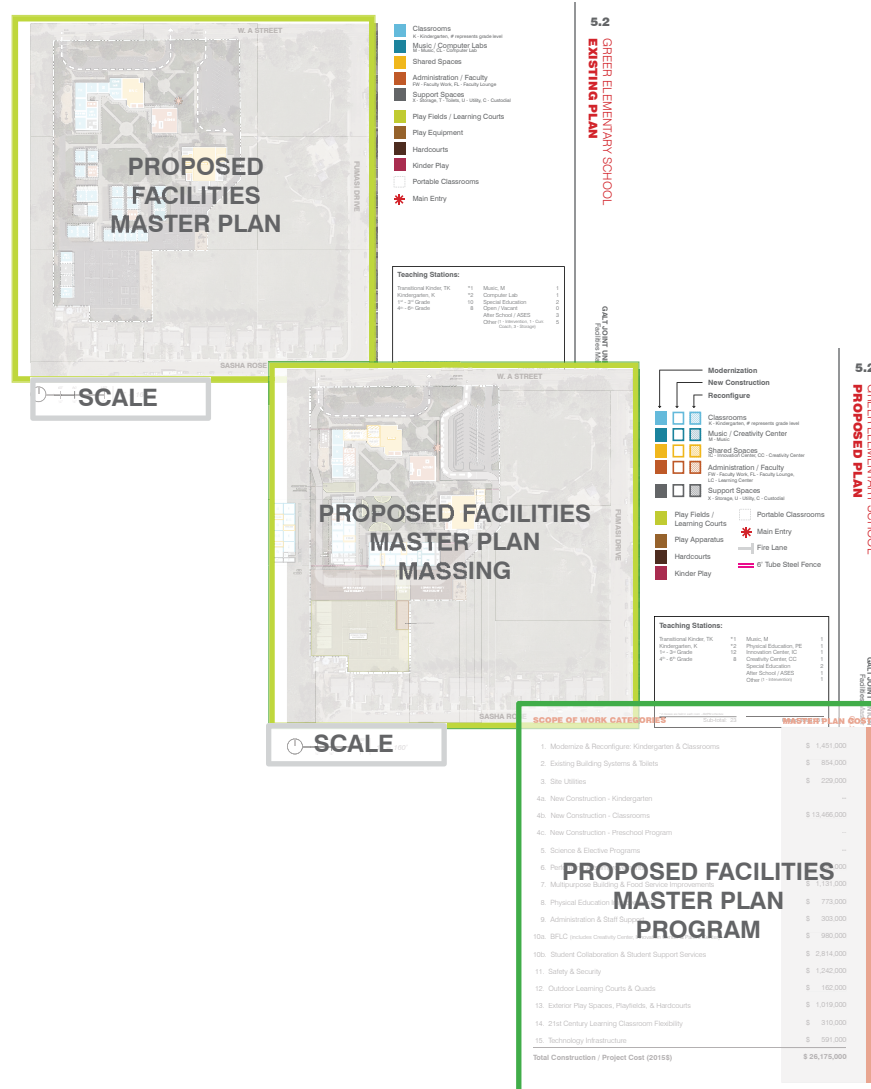
TRANSILIX *Fair-Play*

SECTION FIVE
PRIORITIZED PROJECTS

5



- Proposed Facilities Master Plan**
 Includes proposed building placement and hardscape and landscape reconfiguration, if needed. The proposed site diagram notes proposed new construction.
- Proposed Massing**
 Includes proposed building placement and hardscape and landscape reconfiguration, if needed. The proposed site diagram notes proposed new construction.
- Proposed Program**
 Includes proposed square footage and circulation for each program component.



5.2 GREEN ELEMENTARY SCHOOL
COST SUMMARY (2015)

DATE: 08/20/2015

LPA

The following items are excluded from this budget:

- Utility hook-up fees & City connection fees
- Off-site work and traffic signals
- Land acquisition costs
- Hazardous material surveys, abatement and disposal
- Excavation costs (see 2015\$)



2508 E. 133rd Street, Compton 90220 | <http://tjes-compton-ca.schoolloop.com>

EXISTING SITE INFORMATION

Year Built: 1952
 Year Modernized: Unknown
 Student Population (2014 – 2015): 728
 Grade Levels: K-8
 Number of Classrooms: 31
 Number of Portables: 35
 Site Acreage: 4.76 Ac
 Building Area: 49,985

OVERVIEW

Jefferson Elementary School is a single story school originally built in 1952. The campus includes three permanent buildings, which house administration, the library, three classrooms and the cafeteria. The remaining buildings are all portables.

SCOPE OF WORK CATEGORIES

MASTER PLAN COST

1. Permanent Building Modernization	\$ -
2. Site Utilities	\$ 1,160,000
3. Food Service Upgrades	\$ 743,000
4. Playfield Replacement	\$ 2,125,000
5. Portable Classrooms to Permanent	\$ 32,233,000
<hr/>	
Total Project Cost (2015\$)	\$ 36,261,000

5.2

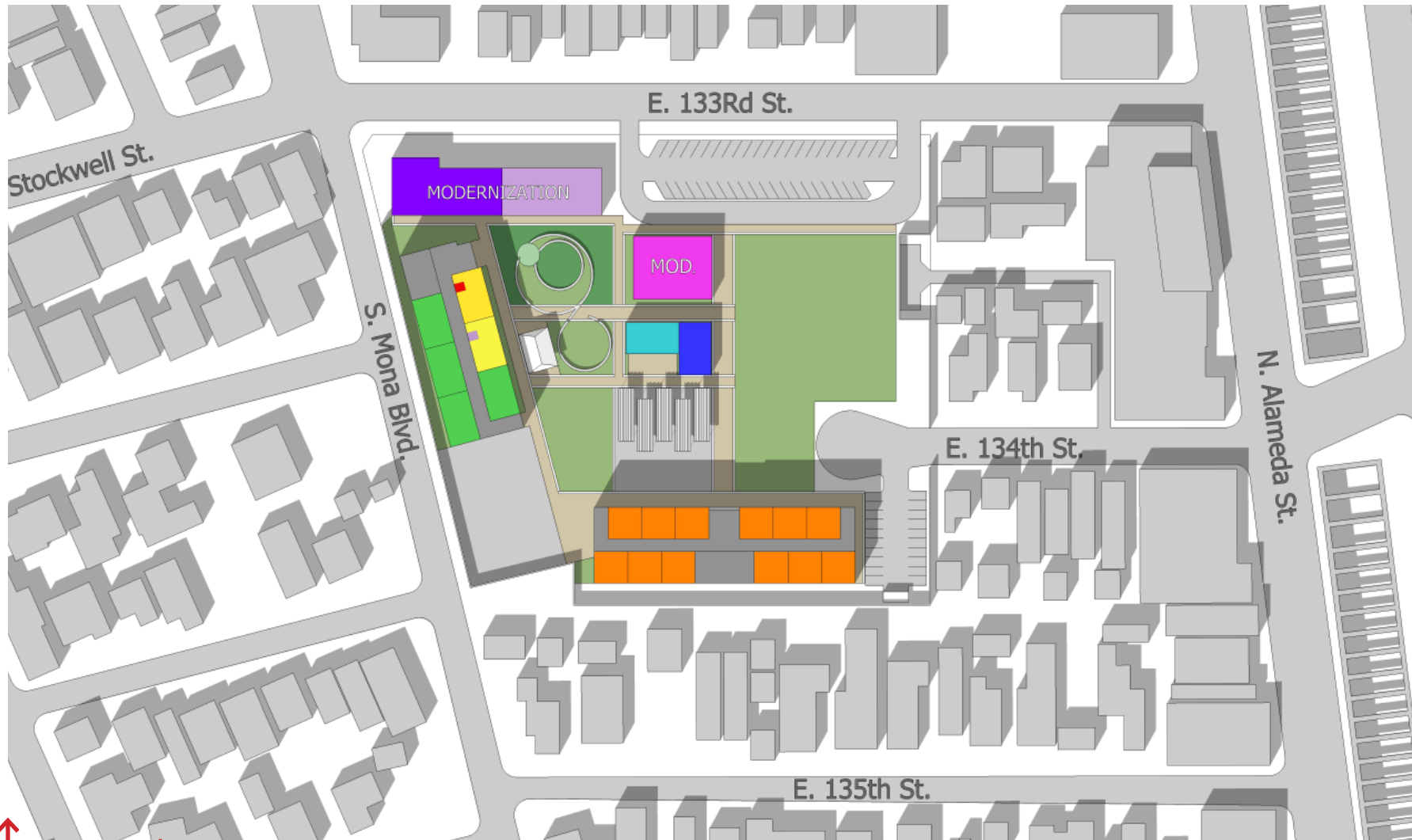
JEFFERSON ELEMENTARY K-8 COST SUMMARY (2015\$)

OCTOBER 2015

5.2

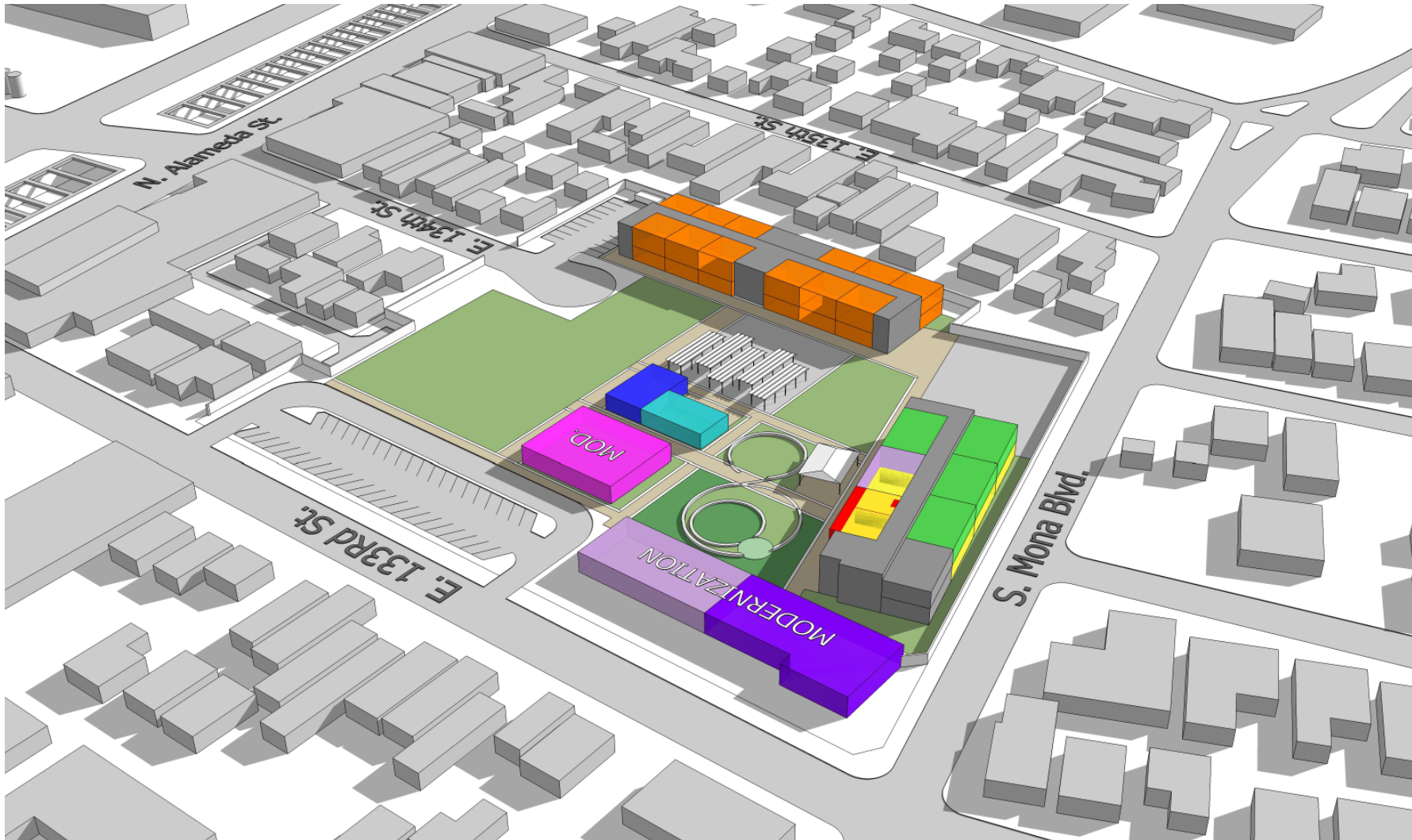
JEFFERSON ELEMENTARY K-8
FACILITIES MASTER PLAN

OCTOBER 2015



Program Key:

■ Administration	■ Science Labs & Electives	■ Multipurpose Room
■ Kindergarten	■ Special Education	■ Food Service
■ Core Academic	■ Library / Media Center	■ Changing Rooms



Northwest Birdseye View

Program Key:

- | | | |
|--|---|---|
| ■ Administration | ■ Science Labs & Electives | ■ Multipurpose Room |
| ■ Kindergarten | ■ Special Education | ■ Food Service |
| ■ Core Academic | ■ Library / Media Center | ■ Changing Rooms |



Southeast Birdseye View

Program Key:

- | | | |
|--|---|---|
| ■ Administration | ■ Science Labs & Electives | ■ Multipurpose Room |
| ■ Kindergarten | ■ Special Education | ■ Food Service |
| ■ Core Academic | ■ Library / Media Center | ■ Changing Rooms |

JEFFERSON ELEMENTARY SCHOOL
825 Student K-8 School

Detailed Space Allocation

Page Number:	Space:	Type:	Area:	Number:	Total Area:	Department by Type		
						TS	ANC/NTS	SP
						Teaching Station	Ancillary Non-Teaching	Support
Grades 6th - 8th								
	12 Classroom 6-8	TS	960	6	5,760			
	13 Science Lab	TS	1,300	2	2,600			
	14 Prep Room	ANC	200	1	200			
	15 Elective	TS	1,200	2	2,400			
	16 Storage Room	ANC	200	2	400			
	17 Staff Workroom	ANC	400	1	400			
	18 Storage Room	ANC	250	1	250			
						10,760	1,250	0
						12,010		

Sub-Total Core Academic Net SF:	34,760	4,430	0
Circulation/Support @ 25% (x 1.33):			39,190
Total Core Academic Gross SF:			12,933
			52,123

Campus Administration

Administration

Page Number:	Space:	Type:	Area:	Number:	Total Area:	TS	ANC/NTS	SP
MOD	19 Lobby/Public Waiting	SP	400	1	400			
MOD	20 Reception/Clerical	SP	75	2	150			
MOD	21 Principal's Office	SP	200	1	200			
MOD	22 Admin Assistant	SP	75	1	75			
MOD	23 Assistant Principal	SP	150	1	150			
MOD	24 Flex Office	SP	150	1	150			
MOD	25 Security Office	SP	150	1	150			
MOD	26 Conference Room	SP	250	1	250			
MOD	27 Work/Main Copy Room	SP	200	1	200			
						0	0	1,725
						0		

Health Office

Page Number:	Space:	Type:	Area:	Number:	Total Area:	TS	ANC/NTS	SP
MOD	28 Health Office	SP	200	1	200			
MOD	29 Nurse/Health Clerk	SP	75	1	75			
MOD	30 Toilet	SP	65	1	65			
						0	0	340
						0		

Faculty/Staff

Page Number:	Space:	Type:	Area:	Number:	Total Area:	TS	ANC/NTS	SP
MOD	31 Staff Workroom/Lounge	SP	800	1	800			
MOD	32 Kitchenette/Vending	SP	150	1	150			
MOD	33 Staff Toilets	SP	165	2	330			
						0	0	1,280
						0		

JEFFERSON ELEMENTARY SCHOOL
825 Student K-8 School

Detailed Space Allocation

Page Number:	Space:	Type:	Area:	Number:	Total Area:	Department by Type		
						TS	ANC/NTS	SP
						Teaching Station	Ancillary Non-Teaching	Support
Parent Center								
MOD	1 Parent Classroom	SP	760	1	760			
MOD	2 Storage	SP	100	1	100			
MOD	3 Kitchenette	SP	100	1	100			
						0	0	960
						0		

Sub-Total Administration Net SF:	0	0	4,305
Circulation/Support @ 15% (x 1.20):			4,305
Total Administration Gross SF:			861
			5,166

Library / Media Center

Library / Media Center

Page Number:	Space:	Type:	Area:	Number:	Total Area:	TS	ANC/NTS	SP
MOD	34 Control Desk	SP	100	1	100			
MOD	35 Reading Room	SP	700	1	700			
MOD	36 Story Telling Nook	SP	300	1	300			
MOD	37 Stacks	SP	600	1	600			
MOD	38 Work/Processing Room	SP	200	1	200			
MOD	39 Textbook Storage Room	SP	200	1	200			
MOD	40 Video Broadcast Studio	SP	250	1	250			
MOD	41 Tech Control Room	SP	150	1	150			
						0	0	2,500
						0		

Student Support Services

Learning Center

Page Number:	Space:	Type:	Area:	Number:	Total Area:	TS	ANC/NTS	SP
MOD	42 Speech Office	SP	200	1	200			
MOD	43 Psychologist Office	SP	125	1	125			
MOD	44 IEP Conf. Room	SP	200	1	200			
MOD	45 Small Group	SP	435	1	435			
MOD	46 RSP	NTS	700	2	1,400			
MOD	47 Technology Specialist	SP	250	1	250			
MOD	48 ELA Specialist	SP	250	1	250			
MOD	49 EL Specialist	SP	250	1	250			
						0	1,400	1,710
						1,400		

JEFFERSON ELEMENTARY SCHOOL
825 Student K-8 School

Detailed Space Allocation

Page Number:	Space:	Type:	Area:	Number:	Total Area:	Department by Type		
						TS	ANC/NTS	SP
						Teaching Station	Ancillary Non-Teaching	Support

Special Education

43	SDC Classroom	TS	1,400	1	1,400			
						1,400	0	0
						1,400		

Sub-Total Student Support Services SF:	1,400	1,400	4,210
Total Assignable Student Support Services SF:			7,010

Campus Activity Center

Multi-Purpose / Music Program

MOD 47	Multi-Purpose Room	SP	3,310	1	3,310	CDE 5.3sf/Student		3,460
MOD 48	Chair/Table Storage	SP	150	1	150	5.3 x 825 = 4,375sf Min.		
MOD 49	Music Platform/Stage	NTS	620	1	620			
MOD 50	Music Storage Room	SP	200	1	200			
MOD 51	ASES Storage	SP	200	1	200			
MOD 52	Toilets	SP	320	2	640			
						0	620	4,500
						620		

Food Service

53	Serving/Prep Kitchen	SP	600	1	600			
54	Walk-in Refg/Freezer	SP	75	2	150			
55	Serving Line	SP	275	2	550			
56	Dry Storage	SP	150	1	150			
57	Director Workstation	SP	75	1	75			
58	Toilet/Changing Room	SP	95	1	95			
59	Lunch Shelter	SP	3,600	1	3,600	(not counted in building sf)		
						0	0	1,620
						0		

Physical Education

60	Girls' Changing Room	SP	600	1	600			
61	Boys' Changing Room	SP	600	1	600			
62	PE Equipment Storage	SP	200	1	200			
						0	0	1,400
						0		

Custodial Services

63	Custodian's Office	SP	100	1	100			
64	Work/Storage Room	SP	200	1	200			
65	Janitor's Closet	SP	50	4	200			
						0	0	500
						0		

Sub-Total Campus Activity Center SF:	0	620	8,020
Total Assignable Campus Activity Center SF:			8,640

JEFFERSON ELEMENTARY SCHOOL
825 Student K-8 School

Detailed Space Allocation

Page Number:	Space:	Type:	Area:	Number:	Total Area:	Department by Type		
						TS	ANC/NTS	SP
						Teaching Station	Ancillary Non-Teaching	Support

Sub-Total Assignable Base Program SF:	36,160	6,450	16,535
Circulation/Support:			13,794
Total Assignable Base Program SF:			72,939



700 N. Bradfield, Compton 90221 | <http://rves-compton-ca.schoolloop.com>

A. EXISTING SITE INFORMATION

Year Built: 1913
 Year Modernized: Partial 2004
 Student Population (2014 – 2015): 900
 Grade Levels: K-6
 Number of Classrooms: 30
 Number of Portables: 35
 Site Acreage: 9.92 ac
 Building Area: 94,600 sf

B. OVERVIEW

Roosevelt Elementary, a single story School, originally constructed in 1913, is currently comprised of 30 classrooms, a parent center, a multi-purpose room, a library, three computer labs, and two playgrounds. Additions to the campus include a two story classroom building. Most recent upgrade to campus was a complete fire alarm system in approximately 2010.

System Rating Legend:

Category [0]	New/Recently Modernized. Minor work required
Category [1]	Minor Modernization: mostly finishes, building systems to remain.
Category [2]	Standard modernization: Repair/Replace systems: HVAC, lighting, plumbing, power and low voltage.
Category [3]	Major modernization and space configuration.
Category [4]	Complete replacement

C. ASSESSMENT OF SITE

Parking (ADA Compliance)

Overall Rating: [3]

Parking

- Path of travel in front of parking stalls require additional width to be compliant.
- Slopes must be adjusted to meet compliance with ADA access path
- Truncated domes missing between parking area and campus entry.
- Curb ramps do not have truncated domes.
- Signage is not up to current code.
- No ADA drop-off area meeting current code.

Site Work

Overall Rating: [4]

Concrete (natural gray)

- Path of travel in various areas around campus have cross slopes greater than 2%.
- Concrete expansion joints are deteriorated and panels are cracked allowing for water intrusion underneath.
- Concrete panels are cracked
- Concrete pathway is 6" above adjacent paving.
- Landings are not adjacent to ADA compliant path.
- Threshold at several doors is no longer compliant.

AC Paving

- Areas between buildings have cross slopes greater than 2%.
- Areas between buildings have major cracks and have voids which allow for water intrusion underneath.
- Playground paving is flaking off, paint is gone/ extremely faded.
- Low spots in paving around basketball courts.
- Large trees causing upheaval in paving.

Ramps

- Handrails do not extend 12".
- Areas between buildings are cracked and have voids which allow for water intrusion underneath.
- Missing handrails and proper gradient.

Site Amenities**Overall Rating: [4]****Drinking fountains**

- Non-compliant space for wheel chair access
- Bubblers are not ADA compliant. (operable button is not accessible)
- Knee height and bubbler heights.

Stairs: [4]

- No handrails.
- Risers on each set not of equal height.
- Nosing to not meet code.

Fencing/Gates: [3]

- Galvanization has worn off in several locations.
- Chain link gate from parking lot does not have any lever or panic hardware.
- Chain link fencing is rusted in several locations.
- Chain link fence is broken in a few locations.

Playground**Overall Rating: [3]****Play Equipment**

- Composite structures are all in need of replacement for safety.
- Swing sets require upgrade to current code for safety.
- Resilient play surfacing is degraded and will not protect children playing on the equipment.

Drainage (Site)**Overall Rating: [2]**

- Water ponding in multiple playground areas creating asphalt degradation.
- All drainage that doesn't pond sheet flows to public street.
- Areas of pavement blocking roof drain outlets which exit on asphalt.

Landscape**Overall Rating: [4]**

- Majority of landscape is turf which increases the need for maintenance workers and irrigation water.
- Compacted turf areas.
- Irrigation for planting areas is sporadic. Many dirt/dry areas.
- Overgrown perimeter landscape.
- Gophers in turf areas.
- Turf between buildings is bare and dying in several areas.
- Irrigation works sporadically and many valves are broken/leaking.

Irrigation**Overall Rating [3]**

- Irrigation system is non-existent. Hoses are used to irrigate planters.
- Irrigation system has pressure/electrical issues (ie. remote control valves turned on manually and spray heads do not throw full distance)
- Irrigation system has several leaks. (valves, laterals, and heads)
- Irrigation system has been patched/adjusted over the years with mixing several different heads which makes the system inefficient.
- Irrigation system operability is inconsistent.

Utility - (Water, Sewer)**Overall Rating: [4]**

- Water and sewer mains are original to building construction dates. Life expectancy of these systems is approximately 50 years. Replacement or detailed inspection is recommended.

Utility - (Storm Drain)**Overall Rating: [3]**

- Storm drain conveys water to curb and gutter. Mostly non-existent around site

D. ASSESSMENT OF BUILDINGS**Building Exterior (General)****Overall Rating: Category: [2]****Paint: [2]**

- Building walls show peeling and color fading in various areas.
- Building walls reflect areas of paint patching.
- All exterior paint surfaces to be repainted.

Door & Frames: [2]

- Frames and doors appear in acceptable condition.
- Hardware is in acceptable condition.
- Door closers do not function properly

Windows: [2]

- Windows and frames are original to school.
- Windows are single pane and do not meet energy compliance.
- Windows around campus painted and blocked with wood plywood.

Roof: [2]

- Roof is original to school.
- Roof leaks throughout campus reported by school personnel.
- Covered walkway ceilings have rotting wood and visible damage to coping and flashing.

ADA Compliance: [2]

- Door Thresholds are not ADA compliant.
- Exterior drinking fountains not ADA compliant.
- Exterior stairs around campus not ADA compliant.

Building Interior (General)**Overall Rating: Category: [2]****Paint/Finishes: [2]**

- Interior walls show color fading and wear.
- Walls reflect areas of paint patching.
- Wall coverings reflect areas of tearing and markings.

Door & Frames: [1]

- Frames and doors appear acceptable.
- Door hardware is in acceptable condition.
- Door closers do not close properly, missing or not functioning.

Windows: [2]

- Window frames are original to building. Frames have visible signs of damage of paint peeling.
- Window are single pane and do not meet energy compliance.
- Windows are painted or blocked.

Ceiling: [2]

- Ceiling Tiles appear worn, stained with visible damage.
- Ceiling tiles missing at various spaces on campus.

Floor: [2]

- Vct flooring in classrooms reflect heavy use and furniture wear.
- Carpet at classrooms is worn and tearing.

ADA Compliance & General: [2]

- Thresholds do not meet ADA standards.

Restrooms**Overall Rating: [1]****Paint/Finishes: [1]**

- Tile appear in acceptable condition. Minor visible wear noted.

Door and Frames: [1]

- Door and Frames are acceptable with signs of wear.
- Door closers are not functional or missing,
- Door Hardware is functional.

Windows: [N/A]

- N/A

Ceiling: [3]

- Paint on ceiling is peeling.
- Various ceiling access panels are damaged or missing.

Floor: [3]

- Tile flooring appears in acceptable condition.
- Floor drain appears worn and bent.

ADA Compliance: [3]

- Thresholds do not meet current ADA compliance.

Multi-purpose/Food Service**Overall Rating: [4]****Paint/Finishes: [3]**

- Large areas of paint repairs / patching.
- Wall bases are damaged or missing.
- Walls have visible damage.

Door and Frames [3]

- Frames are original to campus.
- Door and Frames reflect wear and use.
- Door closers not functional.

Ceiling: [4]

- 1x1 tiles reflect staining, leaks and different colors.
- Various ceiling access panels are damaged or missing.

Floor: [4]

- VCT flooring reflect heavy traffic. Flooring is scuffed and marked by furniture.
- Flooring in kitchen is cracking and/or missing.
- Kitchen drains do not drain properly.

ADA Compliance: [4]

- Restrooms not ADA complaint.

Bungalows/Portable Buildings**Overall Rating: [3]****Paint/Finishes: [1]**

- Exterior wood siding has visible damage.
- Coping and flashing reflect rusting and damage.
- Interior wall surfaces are torn, worn and falling apart.

Door and Frames: [1]

- Door and Frames reflect wear and use.
- Door closers not functional.

Ceiling: [1]

- Tiles reflect staining, leaks and different colors.
- Tiles missing are various locations.
- Various ceiling access panels are damaged or missing.

Floor: [3]

- Floor reflect heavy traffic. Flooring is scuffed and marked by furniture.

ADA Compliance: [2]

- Thresholds do not meet current ADA compliance.
- Ramps are noted to be have uneven surfaces.
- Ramps are falling apart or have large areas of rotting.

D. ASSESSMENT OF SYSTEMS:

System Rating Legend:

Category [0]	No Improvement
Category [1]	Minor system improvement
Category [2]	Localized improvement/replacement
Category [3]	Major Improvement
Category [4]	Complete Improvement

Mechanical

Overall Rating: [3]

- HVAC systems present are a mostly split system units.
- The majority of the HVAC equipment is in the middle of its useful life.

Heating: [2]

- Classrooms are served by gas fired furnace split systems.
- Portable buildings are served by packaged wall mounted heat pump units.

Cooling: [2]

- Classrooms are served by DX split systems
- Portable buildings are served by packaged wall mounted heat pump units.
- No Air Conditioning is present in the MPR/ Cafeteria.

Ventilation: [4]

- Poor or intermittent ventilation could have negative impacts on average daily attendance.
- Timer switches provides intermittent ventilation with negative impact on occupant health.
- No economizer function appears to be available.

Controls: [4]

- No functioning direct digital control system is present on the campus.
- Spaces are controlled by local thermostats with interrupting timer switches.
- Thermostats are digital type with limited programmability and no user lock out.
- Utility demand response controllers present. May disable cooling during school hours.

Plumbing

Overall Rating: [2]

- Plumbing fixtures are a collection of different models and styles.
- Plumbing fixture Lead free compliance is unknown.
- Classrooms do not have bubblers/water fountains.

Other: [2]

- Split system condensate primary piping becomes blocked on a regular basis.
- Kitchen hood is too short. Appliance extend past the coverage of the hood.
- Smell of gas apparent in the kitchen.

Electrical

Power Distribution: [2]

- All electrical equipment is functional and there is no issue with power shortage / tripping on site. Main power to the site is available via single 480Y/277V sub-station located on site. Switchgear enclosures and other distribution boards have no locks on them. Entire distribution system needs to be checked and locked to prevent unauthorized access. Power distribution system is a mix of old and new equipment. Old equipment replacement is highly recommended. Some rooms such as computer rooms lack adequate capacity of power and data outlets. Additional outlets need to be added in such spaces. Projector tables in classrooms are powered from adjacent wall receptacles via power strips running across the floor. Adequate floor outlets should be added in these classrooms

Fire Alarm: [4]

- The Site Fire Alarm System has been upgraded. The System is manufactured by Fire-Lite. The condition of the equipment is good.
- The System does not meet the current code. Any renovations to the system will trigger a full System replacement. The current National Fire Protection Association Code (NFPA) requires a intelligible voice messages that is capable of the reproduction of prerecorded, synthesized or live messages, via a telephone, handset, or microphone in case of an emergency.

Clock / Bell: [2]

- Site is equipped with fire alarm system, which does not meet current code requirement and when a major renovation occurs, the entire system will need to be replaced with a voice-evacuation fire alarm system.

Phone: [2]

- System is in good condition, functional and there is no issue reported with the phone system.

Intercom: [3]

- System is fully functional and there is no issue reported with this system.

Public Address (PA): [3]

- System is in good condition, functional and there is no issue reported with this system. Adding additional exterior speakers is recommended for better coverage.

Data / IT infrastructure: [3]

- There is data coverage through entire school via fiber optics feeding IDF cabinets, and wireless access points (WAPS). However, current system does not meet users need. Augment WAPS per district standards, upgrade backbone fiber, and switches is highly recommended to provide a fully sustainable system.

Lighting: [2]

- Interior light fixtures are old and some need replacement. Exterior light fixtures are old and need replacement. Additional exterior light fixtures installation is recommended for adequate coverage.

Security System: [4]

- Intrusion alarm system is functional but old. System upgrade is recommended. There are no security cameras installed. For safety and vandalism prevention reasons, security camera system shall be added to the school.

5.3

ROOSEVELT ELEMENTARY K-8
FACILITIES NEEDS ASSESSMENT

OCTOBER 2015



Ramp is not compliant and paving is not flush with walk



Classroom is not accessible, may require ramp



AC paving is cracking which can cause water infiltration



Stair handrails and nosings are missing



Irrigation system is inoperable



Play surface is degrading



ADA parking stalls and path of travel are not compliant



Typical modernized casework(2004)



Paint is peeling and cracking at exterior canopy



Typical modernized classroom(2004)



Wood and paint is peeling and deteriorating



Wood and paint is peeling and deteriorating



Trash and debris



Interior courtyard



Interior corridor



Aged urinals



Typical classroom sink without bubbler



Secondary condensate drain in use



Aged Cafeteria/MPR diffusers



Kitchen equipment does not fit under hood



Typical wall mounted unit



Typical condition of interior recessed light fixtures



Old distribution board needs replacement



Lack of distribution system maintenance



Inadequate site lighting coverage



Fire alarm control panel is not up to standards



Lack of security cameras

SCOPE OF WORK CATEGORIES

MASTER PLAN COST

1. Permanent Building Modernization	\$ -
2. Site Utilities	\$ 2,314,000
3. Food Service Upgrades	\$ 743,000
4. Playfield Replacement	\$ 6,823,000
5. Portable Classrooms to Permanent	\$ 37,005,000
<hr/>	
Total Project Cost (2015\$)	\$ 46,885,000

5.3

ROOSEVELT ELEMENTARY K-8 COST SUMMARY (2015\$)

OCTOBER 2015

5.3

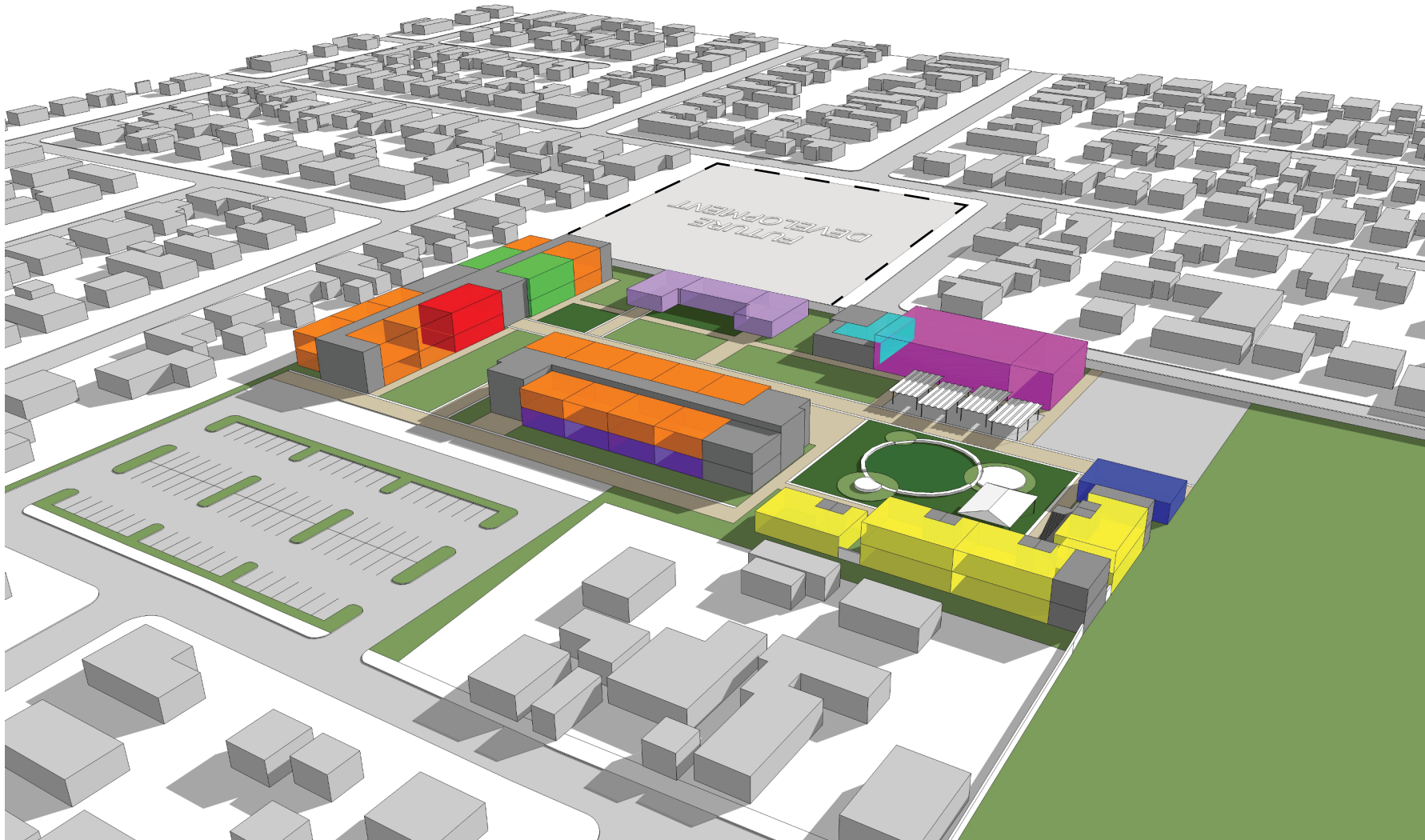
**ROOSEVELT ELEMENTARY K-8
FACILITIES MASTER PLAN**

OCTOBER 2015



Program Key:

 Administration	 Science Labs & Electives	 Multipurpose Room
 Kindergarten	 Special Education	 Food Service
 Core Academic	 Library / Media Center	 Changing Rooms



Northwest Birdseye View

Program Key:

- | | | |
|---|--|--|
| Administration | Science Labs & Electives | Multipurpose Room |
| Kindergarten | Special Education | Food Service |
| Core Academic | Library / Media Center | Changing Rooms |



Southeast Birdseye View

Program Key:

- | | | |
|--|--|---|
| Administration | Science Labs & Electives | Multipurpose Room |
| Kindergarten | Special Education | Food Service |
| Core Academic | Library / Media Center | Changing Rooms |

DETAILED PROGRAM

Roosevelt Elementary School 1000 Student K-8 School

EDUCATIONAL PROGRAM SPECIFICATION Statistical Summary

Base Program Scheduled Spaces:

Academic Department	State/CUESD Capacity	Regular Classrooms	Regular Labs	Student Capacity		Square Footage
				State Loading	CUSD Loading	
Preschool	25/24	1		25	24	1,350
Transitional Kinder	25/24	1		25	24	1,350
Kindergarten	25/24	5		125	120	7,350
Grades 1st - 3rd	25/24	13		325	312	14,090
Grades 4th - 5th	25/33	7		175	231	7,370
Grades 6th - 8th	25/33	7		175	231	7,370
Science Labs	25/33	0	2	50	66	2,800
Electives	25/33	0	2	50	66	2,800
Sub-Total Core Academic:		34	4	950	1074	44,480
RSP (NTS)	27/0	2	0	54	0 (In SF Below)	
Special Ed (SDC)	13/20	2	0	26	40	2,800

Total: All Spaces **38** **4** **1,030** **1,114** **47,280**

Student/Staff Support:

Core Academic Circulation:	14,678
Administration:	4,608
Library / Media Center	4,000
Student Support Services	2,240
Campus Activity Center	10,820
Sub-Total Student/Staff Support:	36,346

Total Proposed Gross Base Program SF: **83,626**

Site Work Square Footages:

Finish Type	Uncovered S.F.	Covered S.F.	Total S.F.
Turf	157,060	-	157,060
Hardscaping/Walkways	31,060	-	31,060
Hard Courts	11,700	3,640	15,340
Parking and Drives	43,830	-	43,830
Kinder/Learning Court	14,550	1,200	15,750
Future Development	78,050	- (not included in total)	78,050

Total Area of site work: **263,040**

Roosevelt Elementary School 1000 Student K-8 School

Detailed Space Allocation

Page Number:	Space:	Type:	Area:	Number:	Total Area:	Department by Type		
						Teaching Station	Ancillary Non-Teaching	Support

Core Academic

Preschool

Number	Description	Type	Area	Number	Total Area	Teaching Station	Ancillary Non-Teaching	Support
1	Classroom Preschool	TS	1,120	1	1,120			1,350
2	Workroom/Storage	ANC	100	1	100			
3	Toilets	ANC	65	2	130			
						1,120	230	0
						1,350		

Transitional Kindergarten

Number	Description	Type	Area	Number	Total Area	Teaching Station	Ancillary Non-Teaching	Support
1	Classroom TK	TS	1,120	1	1,120			1,350
2	Workroom/Storage	ANC	100	1	100			
3	Toilets	ANC	65	2	130			
						1,120	230	0
						1,350		

Kindergarten

Number	Description	Type	Area	Number	Total Area	Teaching Station	Ancillary Non-Teaching	Support
1	Classroom Kindergarten	TS	1,120	5	5,600			6,850
2	Workroom/Storage	ANC	200	3	600			
3	Toilets	ANC	65	10	650 (CDE 4 x 1,350sf = 5,400sf)			
4	Outdoor Play Storage	ANC	100	1	100			
5	Shade Structure	ANC	1,200	1/3	400			
						5,600	1,750	0
						7,350		

Grades 1st - 3rd

Number	Description	Type	Area	Number	Total Area	Teaching Station	Ancillary Non-Teaching	Support
6	Classroom 1-3	TS	960	14	13,440			
7	Staff Work Room	ANC	400	1	400			
8	Storage Room	ANC	250	1	250			
						13,440	650	0
						14,090		

Grades 4th - 5th

Number	Description	Type	Area	Number	Total Area	Teaching Station	Ancillary Non-Teaching	Support
9	Classroom 4-5	TS	960	7	6,720			
10	Staff Work Room	ANC	400	1	400			
11	Storage Room	ANC	250	1	250			
						6,720	650	0
						7,370		

ROOSEVELT ELEMENTARY SCHOOL
1000 Student K-8 School

Detailed Space Allocation

Page Number:	Space:	Type:	Area:	Number:	Total Area:	Department by Type		
						TS	ANC/NTS	SP
						Teaching Station	Ancillary Non-Teaching	Support

Grades 6th - 8th

Number	Space	Type	Area	Number	Total Area	TS	ANC/NTS	SP
12	Classroom 6-8	TS	960	7	6,720			
13	Science Lab	TS	1,300	2	2,600			
14	Prep Room	ANC	200	1	200			
15	Elective	TS	1,200	2	2,400			
16	Storage Room	ANC	200	2	400			
17	Staff Work Room	ANC	400	1	400			
18	Storage Room	ANC	250	1	250			
						11,720	1,250	0
						12,970		

Sub-Total Core Academic Net SF:	39,720	4,760	0
Circulation/Support @ 25% (x 1.33):			44,480
Total Core Academic Gross SF:			14,678
			59,158

Campus Administration

Administration

Number	Space	Type	Area	Number	Total Area	TS	ANC/NTS	SP
19	Lobby/Public Waiting	SP	400	1	150			
20	Reception/Clerical	SP	75	2	150			
21	Principal's Office	SP	200	1	200			
22	Admin Assistant	SP	75	1	75			
23	Assitant Principal	SP	150	1	150			
24	Records Clerk	SP	150	1	150			
25	Community Liason	SP	150	1	150			
26	Security Office	SP	150	1	150			
27	Conference Room	SP	250	1	250			
28	Work/Main Copy Room	SP	200	1	200			
						0	0	1,625
						0		

(Secretary & Attendance Clerk)

(w/ Supply Storage Casework)

Health Office

Number	Space	Type	Area	Number	Total Area	TS	ANC/NTS	SP
29	Health Office	SP	200	1	150			
30	Nurse/Health Clerk	SP	75	1	75			
31	Toilet	SP	65	1	70			
						0	0	295
						0		

Faculty/Staff

Number	Space	Type	Area	Number	Total Area	TS	ANC/NTS	SP
32	Staff Workroom/Lounge	SP	800	1	530			
33	Kitchenette/Vending	SP	150	1	100			
34	Staff Toilets	SP	165	2	330			
						0	0	960
						0		

(600sf Lounge / 200sf Work)

ROOSEVELT ELEMENTARY SCHOOL
1000 Student K-8 School

Detailed Space Allocation

Page Number:	Space:	Type:	Area:	Number:	Total Area:	Department by Type		
						TS	ANC/NTS	SP
						Teaching Station	Ancillary Non-Teaching	Support

Parent Center

Number	Space	Type	Area	Number	Total Area	TS	ANC/NTS	SP
1	Parent Classroom	SP	760	1	760			
2	Storage	SP	100	1	100			
3	Kitchenette	SP	100	1	100			
						0	0	960
						0		

Sub-Total Administration Net SF:	0	0	3,840
Circulation/Support @ 15% (x 1.20):			3,840
Total Administration Gross SF:			768
			4,608

Library / Media Center

Library / Media Center

Number	Space	Type	Area	Number	Total Area	TS	ANC/NTS	SP
35	Control Desk	SP	100	1	100			
36	Reading Room	SP	900	1	900			
37	Story Telling Nook	SP	400	1	400			
38	Stacks	SP	600	1	600			
39	Work/Processing Room	SP	200	1	200			
40	Textbook Storage Room	SP	200	1	200			
41	Innovation Lab	NTS	1,200	1	1,200			
42	Video Broadcast Studio	SP	250	1	250			
43	Tech Control Room	SP	150	1	150			
						0	1,200	2,000
						1,200		

GDE 2sf/Student ES
(2 x 1000) = 2,000sf Min.

Student Support Services

Learning Center

Number	Space	Type	Area	Number	Total Area	TS	ANC/NTS	SP
44	Speech Office	SP	200	1	200			
45	Psychologist Office	SP	125	1	125			
46	IEP Conf. Room	SP	200	1	200			
47	Small Group	SP	435	1	435			
48	RSP	NTS	480	2	960			
49	Curriculum Specialist	SP	320	1	320			
						0	960	1,280
						960		

Special Education

Number	Space	Type	Area	Number	Total Area	TS	ANC/NTS	SP
45	SDC Classroom	TS	1,400	2	2,800			
						2,800	0	0
						2,800		

Sub-Total Student Support Services SF:	2,800	2,160	4,080
Total Assignable Student Support Services SF:			9,040

ROOSEVELT ELEMENTARY SCHOOL
1000 Student K-8 School

Detailed Space Allocation

Page Number:	Space:	Type:	Area:	Number:	Total Area:	Department by Type		
						TS	ANC/NTS	SP
						Teaching Station	Ancillary Non-Teaching	Support

Campus Activity Center

Multi-Purpose / Music Program

49	Multi-Purpose Room	SP	5,100	1	5,100	CDE 5.3sf/Student		5,300
50	Chair/Table Storage	SP	200	1	200	5.3 x 1000 = 5,300sf Min.		
51	Music Platform/Stage	NTS	960	1	960			
52	Music Storage Room	SP	200	1	200			
53	ASES Storage	SP	200	1	200			
54	Toilets	SP	320	2	640			
						0	960	6,340
							960	

Food Service

55	Serving/Prep Kitchen	SP	600	1	600			
56	Walk-in Refg/Freezer	SP	75	2	150			
57	Serving Line	SP	275	2	550			
58	Dry Storage	SP	150	1	150			
59	Director Workstation	SP	75	1	75			
60	Toilet/Changing Room	SP	95	1	95			
61	Lunch Shelter	SP	3,600	1	3,600	(not counted in building sf)		
						0	0	1,620
							0	

Physical Education

62	Girls' Changing Room	SP	600	1	600			
63	Boys' Changing Room	SP	600	1	600			
64	PE Equipment Storage	SP	200	1	200			
						0	0	1,400
							0	

Custodial Services

65	Custodian's Office	SP	100	1	100			
66	Work/Storage Room	SP	200	1	200			
67	Janitor's Closet	SP	50	4	200			
						0	0	500
							0	

Sub-Total Campus Activity Center SF:	0	960	9,860
Total Assignable Campus Activity Center SF:			10,820

Sub-Total Assignable Base Program SF:	42,520	7,880	17,780
Circulation/Support:			15,446
Total Assignable Base Program SF:			83,626

SCOPE OF WORK CATEGORIES

MASTER PLAN COST

1. Permanent Building Modernization	\$ -
2. Site Utilities	\$ 980,000
3. Food Service Upgrades	\$ 743,000
4. Playfield Replacement	\$ 6,029,000
5. Portable Classrooms to Permanent	\$ 20,443,000
<hr/>	
Total Project Cost (2015\$)	\$ 28,195,000

5.4

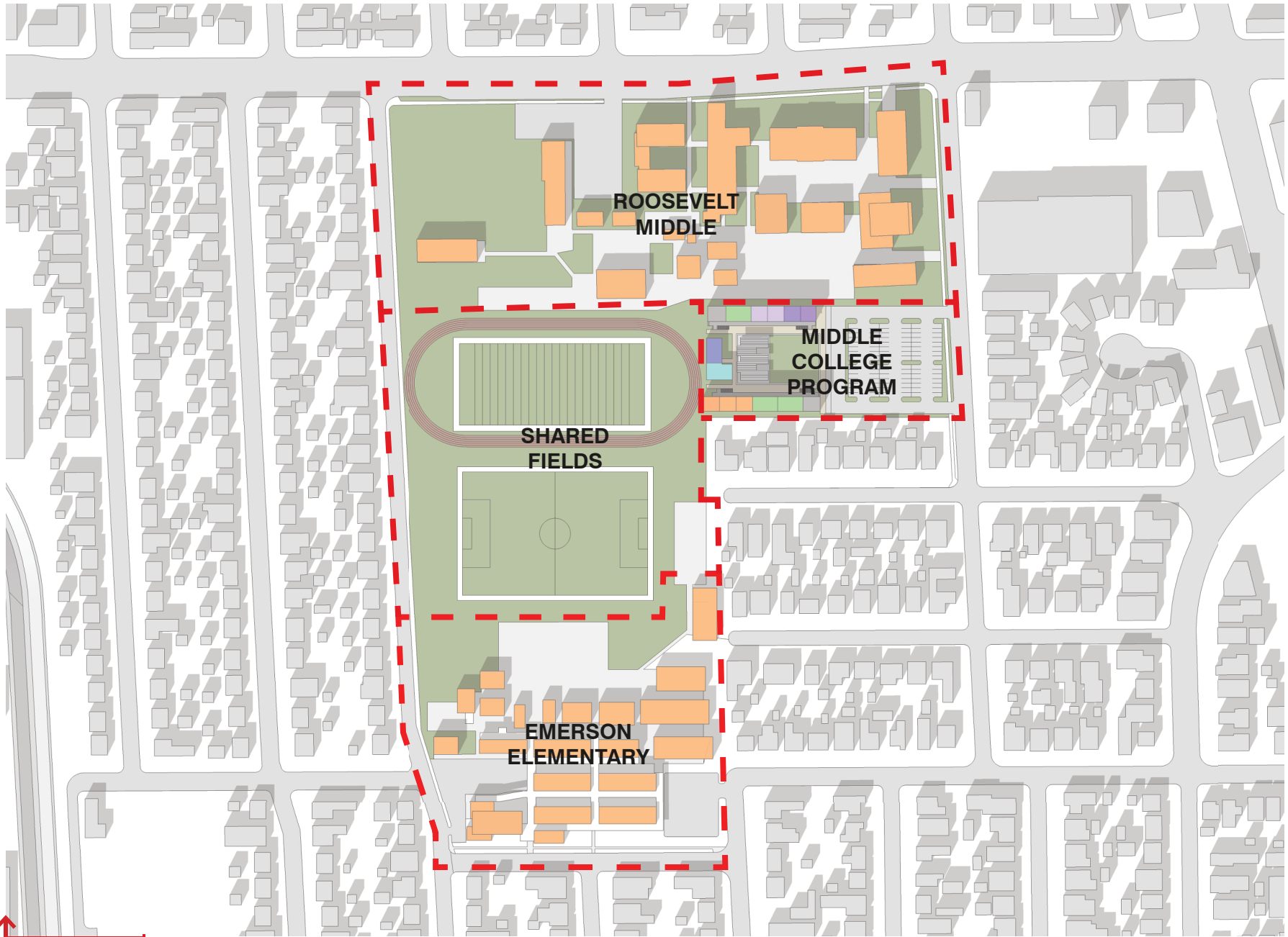
MIDDLE COLLEGE PROGRAM COST SUMMARY (2015\$)

OCTOBER 2015

5.4

MIDDLE COLLEGE PROGRAM
FACILITIES MASTER PLAN

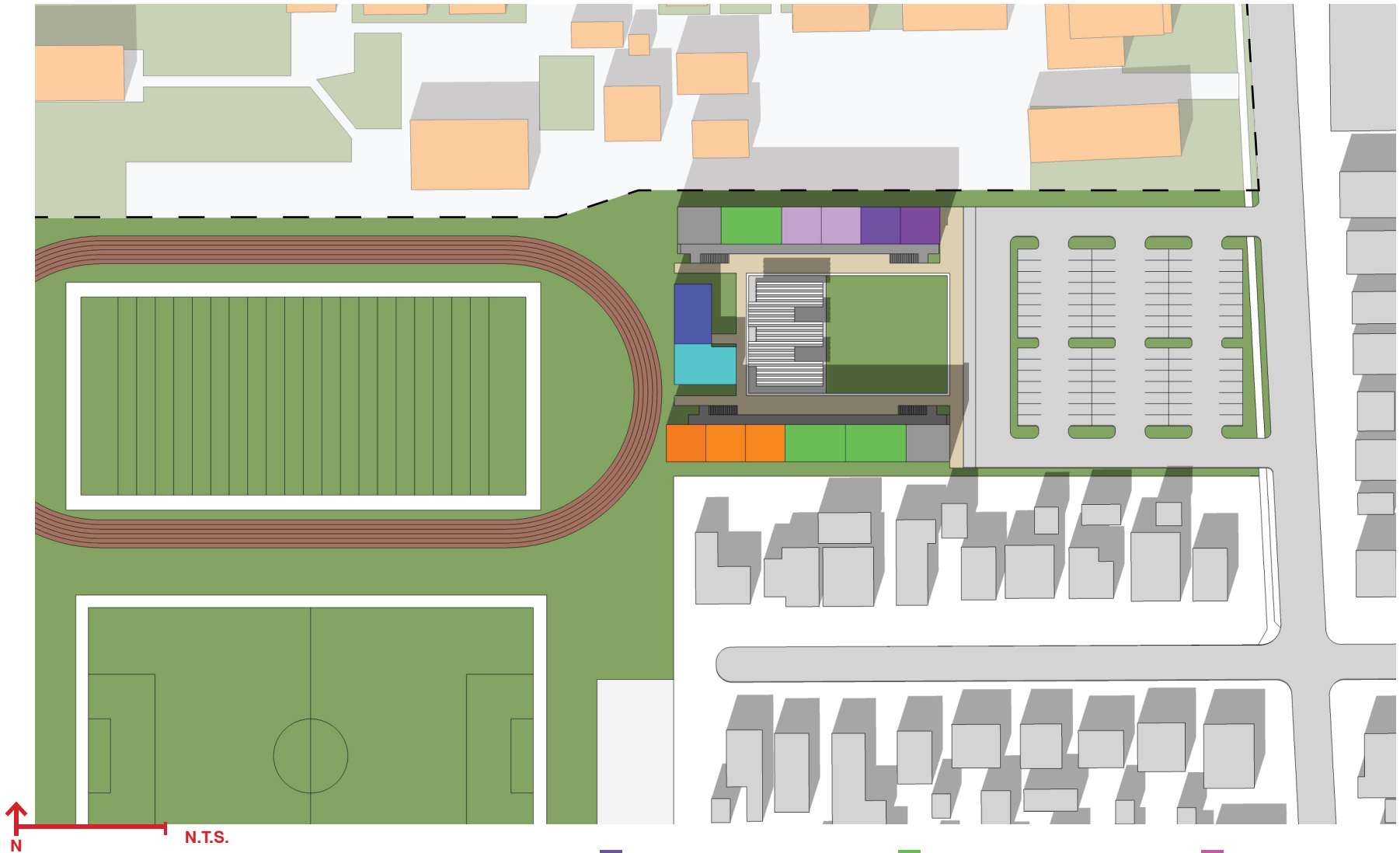
OCTOBER 2015



N
N.T.S.

5.4

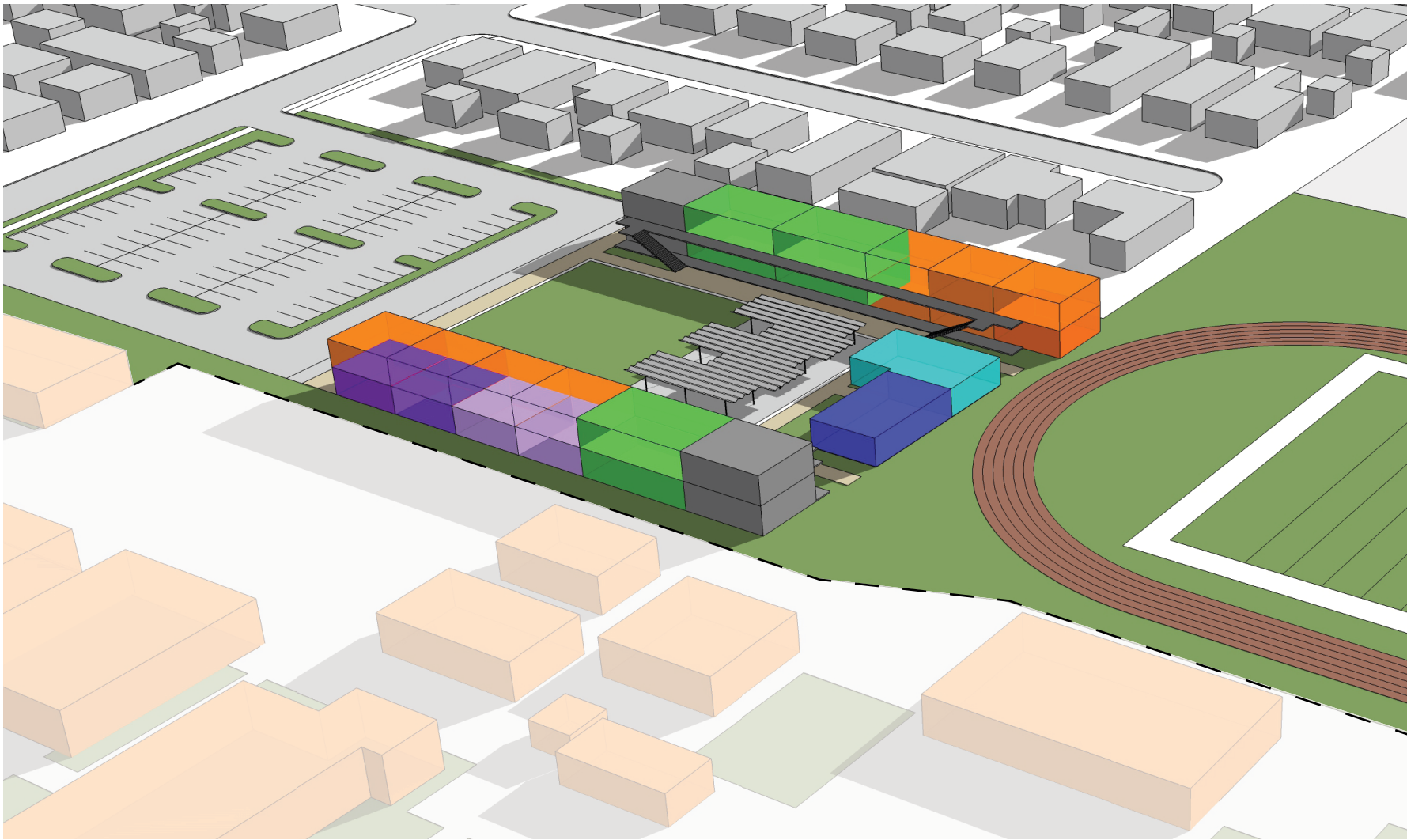
MIDDLE COLLEGE PROGRAM
FACILITIES MASTER PLAN



Program Key:










 Administration	 Science Labs & Electives	 Multipurpose Room
 Kindergarten	 Special Education	 Food Service
 Core Academic	 Library / Media Center	 Changing Rooms

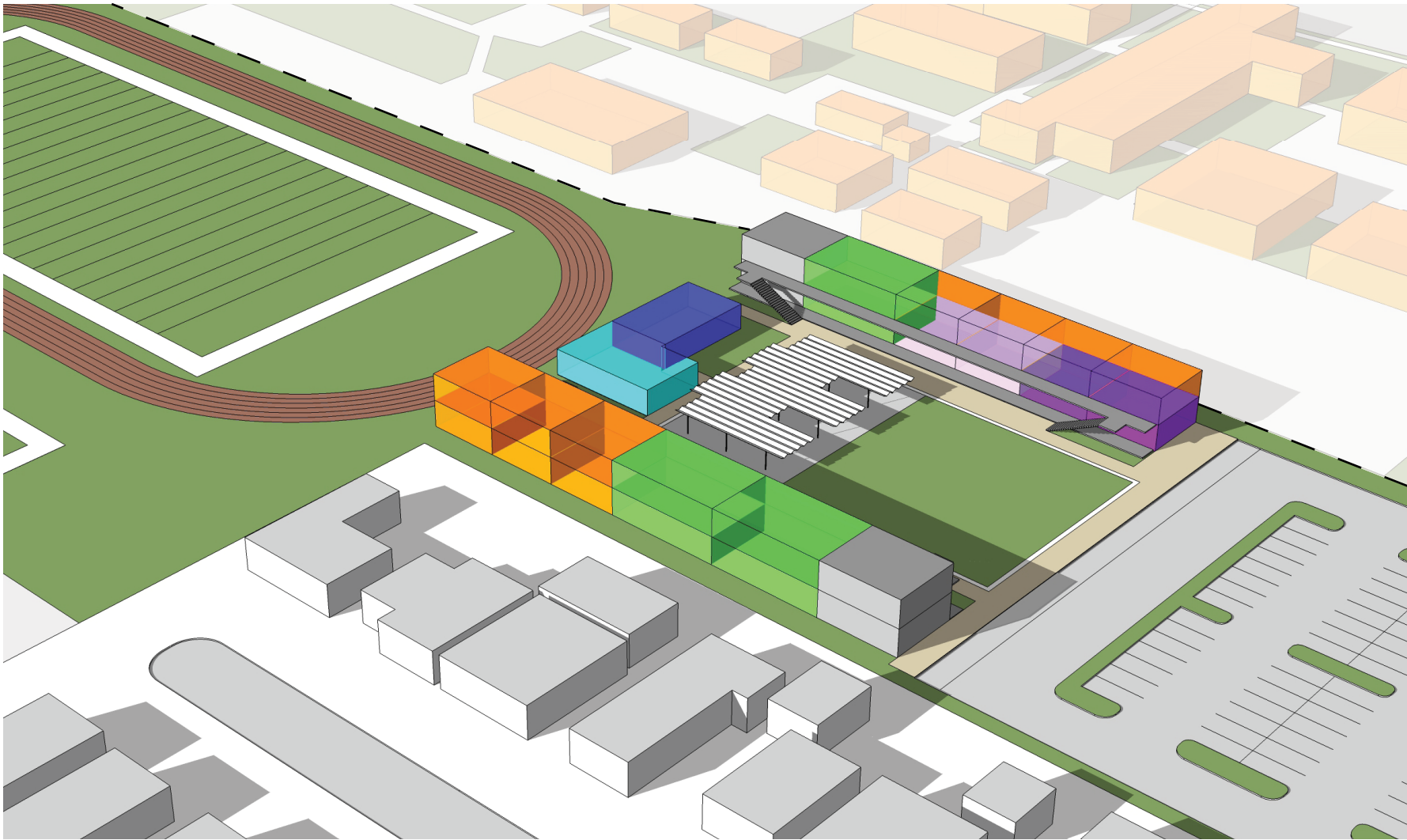
OCTOBER 2015



Northwest Birdseye View










Program Key:

- | | | |
|--|--|---|
|  Administration |  Science Labs & Electives |  Multipurpose Room |
|  Kindergarten |  Special Education |  Food Service |
|  Core Academic |  Library / Media Center |  Changing Rooms |



Southeast Birdseye View

Program Key:

- | | | |
|--|--|---|
|  Administration |  Science Labs & Electives |  Multipurpose Room |
|  Kindergarten |  Special Education |  Food Service |
|  Core Academic |  Library / Media Center |  Changing Rooms |

DETAILED PROGRAM

MIDDLE COLLEGE PROGRAM 480 Student School

EDUCATIONAL PROGRAM SPECIFICATION Statistical Summary

Base Program Scheduled Spaces:

Academic Department	State/CUESD Capacity	Regular Classrooms	Regular Labs	Student Capacity		Square Footage
				State Loading	CUSD Loading	
Grades 9th - 12th	25/32	11		275	352	10,250
Science Labs	25/32	0	3	75	96	4,200
Electives	25/32	0	4	100	128	4,200
Sub-Total Core Academic:		11	7	450	576	18,650

Student/Staff Support:

Core Academic Circulation:	6,155
Administration:	2,304
Library / Media Center	960
Student Support Services	960
Campus Activity Center	3,520
Sub-Total Campus Administration:	13,899

Total Proposed Gross Base Program SF: 32,549

Site Work Square Footages:

Finish Type	Uncovered S.F.	Covered S.F.	Total S.F.
Turf	169,444	-	169,444
Fields and Track	231,550	-	231,550
Hardscaping/Walkways	10,176	-	10,176
Hard Courts	2,350	3,600	5,950
Parking and Drives	44,410	-	44,410
Total Area of site work			461,530

MIDDLE COLLEGE PROGRAM 480 Student School

Detailed Space Allocation

Page Number:	Space:	Type:	Area:	Number:	Total Area:	Department by Type		
						TS	ANC/NTS	SP
						Teaching Station	Ancillary Non-Teaching	Support

Core Academic

Grades 9th - 12th

Room Number	Room Name	Type	Area	Number	Total Area	Teaching Station	Ancillary Non-Teaching	Support
1	Classroom 9-12	TS	960	10	9,600			
2	Science Lab	TS	1,250	3	3,750			
3	Prep Room	ANC	225	2	450			
4	Elective	TS	1,200	3	3,600			
5	Storage Room	ANC	200	3	600			
6	Staff Workroom	ANC	400	1	400			
7	Storage Room	ANC	250	1	250			
						16,950	1,700	0
						18,650		

Sub-Total Core Academic Net SF: 18,650
Circulation/Support @ 25% (x 1.33): 6,155
Total Core Academic Gross SF: 24,805

**MIDDLE COLLEGE PROGRAM
 480 Student School**

Detailed Space Allocation

Page Number:	Space:	Type:	Area:	Number:	Total Area:	Department by Type		
						TS	ANC/NTS	SP

Teaching Station Ancillary Non-Teaching Support

Campus Administration

Administration

Room Number	Description	Type	Area	Number	Total Area	TS	ANC/NTS	SP
8	Lobby/Public Waiting	SP	125	1	125			
9	Reception/Clerical	SP	75	1	75			
10	Principal's Office	SP	200	1	200			
11	Assitant Principal	SP	150	1	150			
12	Counselor's Office	SP	75	1	75			
13	Conference Room	SP	135	1	135			
14	Work/Main Copy Room	SP	200	1	200			
							(w/ Supply Storage Casework)	
						0	0	960
						0		

Health Office

Room Number	Description	Type	Area	Number	Total Area	TS	ANC/NTS	SP
15	Health Office	SP	150	1	135			
16	Toilet	SP	65	1	65			
						0	0	200
						0		

Faculty/Staff

Room Number	Description	Type	Area	Number	Total Area	TS	ANC/NTS	SP
17	Staff Workroom/Lounge	SP	530	1	530			
18	Kitchenette/Vending	SP	100	1	100			
19	Staff Toilets	SP	65	2	130			
						0	0	760
						0		

Sub-Total Administration Net SF:	0	0	1,920
Circulation/Support @ 15% (x 1.20):			384
Total Administration Gross SF:			2,304

**MIDDLE COLLEGE PROGRAM
 480 Student School**

Detailed Space Allocation

Page Number:	Space:	Type:	Area:	Number:	Total Area:	Department by Type		
						TS	ANC/NTS	SP

Teaching Station Ancillary Non-Teaching Support

Library / Media Center

Library / Media Center

Room Number	Description	Type	Area	Number	Total Area	TS	ANC/NTS	SP
20	Control Desk	SP	100	1	100			
21	Reading Room	SP	450	1	450			
22	Stacks	SP	350	1	350			
							(2 x 480) = 960sf Min.	
23	Textbook Storage Room	SP	60	1	60			
						0	0	960
						0		

Student Support Services

Learning Center

Room Number	Description	Type	Area	Number	Total Area	TS	ANC/NTS	SP
24	Speech Office	SP	150	1	150			
25	Psychologist Office	SP	150	1	150			
26	Flex Office	SP	100	1	100			
27	IEP Conf. Room	SP	150	1	150			
28	Small Group	SP	410	1	410			
						0	0	960
						0		

Sub-Total Student Support Services SF:	0	0	1,920
Total Assignable Student Support Services SF:			1,920

**MIDDLE COLLEGE PROGRAM
 480 Student School**

Detailed Space Allocation

Page Number:	Space:	Type:	Area:	Number:	Total Area:	Department by Type		
						TS	ANC/NTS	SP

Teaching Station Ancillary Non-Teaching Support

Campus Activity Center

Food Service

Item	Type	Area	Number	Total Area	TS	ANC/NTS	SP
29 Serving/Prep Kitchen	SP	600	1	600			
30 Walk-in Refg/Freezer	SP	75	2	150			
31 Serving Line	SP	275	2	550			
32 Dry Storage	SP	150	1	150			
33 Director Workstation	SP	75	1	75			
34 Toilet/Changing Room	SP	95	1	95			
35 Lunch Shelter	SP	3,600	1	3,600	(not counted in building sf)		
					0	0	1,620
					0		

Physical Education

Item	Type	Area	Number	Total Area	TS	ANC/NTS	SP
36 Girls' Changing Room	SP	800	1	600			
37 Boys' Changing Room	SP	800	1	600			
38 PE Equipment Storage	SP	200	1	200			
					0	0	1,400
					0		

Custodial Services

Item	Type	Area	Number	Total Area	TS	ANC/NTS	SP
39 Custodian's Office	SP	100	1	100			
40 Work/Storage Room	SP	200	1	200			
41 Janitor's Closet	SP	50	4	200			
					0	0	500
					0		

Sub-Total Campus Activity Center SF:	0	0	3,520
Total Assignable Campus Activity Center SF:			3,520

Sub-Total Assignable Base Program SF:	16,950	1,700	7,360
Circulation/Support:			6,539
Total Assignable Base Program SF:			32,549



601 S. Acacia Avenue, Compton 90220 | <http://chs-compton-ca.schoolloop.com>

EXISTING SITE INFORMATION

Year Built: 1926
Year Modernized: Unknown
Student Population (2014 – 2015): 2,000
Grade Levels: 9-12
Number of Classrooms:
Number of Portables: 16
Site Acreage: 37.7 Ac
Building Area: 235,020

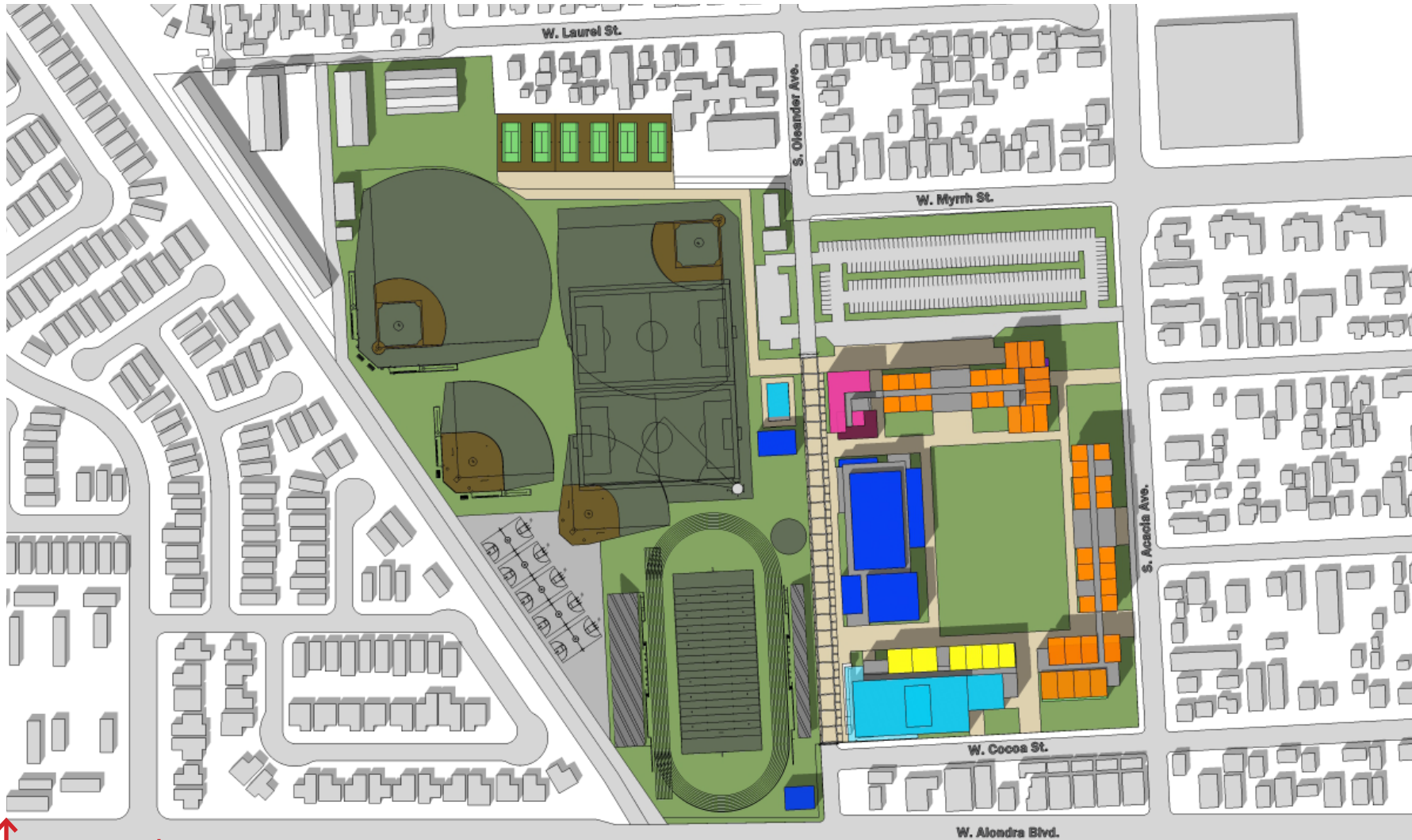
OVERVIEW

Compton High School was originally built in 1926 and is the oldest school in the District. The campus was originally built as a junior college and later converted into the high school. The main building, which serves as the front door to the campus beyond the lawn, is two-stories with a basement. The remaining buildings on campus are single-story or portables. The northwest corner of the site is utilized for District maintenance facilities.

SCOPE OF WORK CATEGORIES

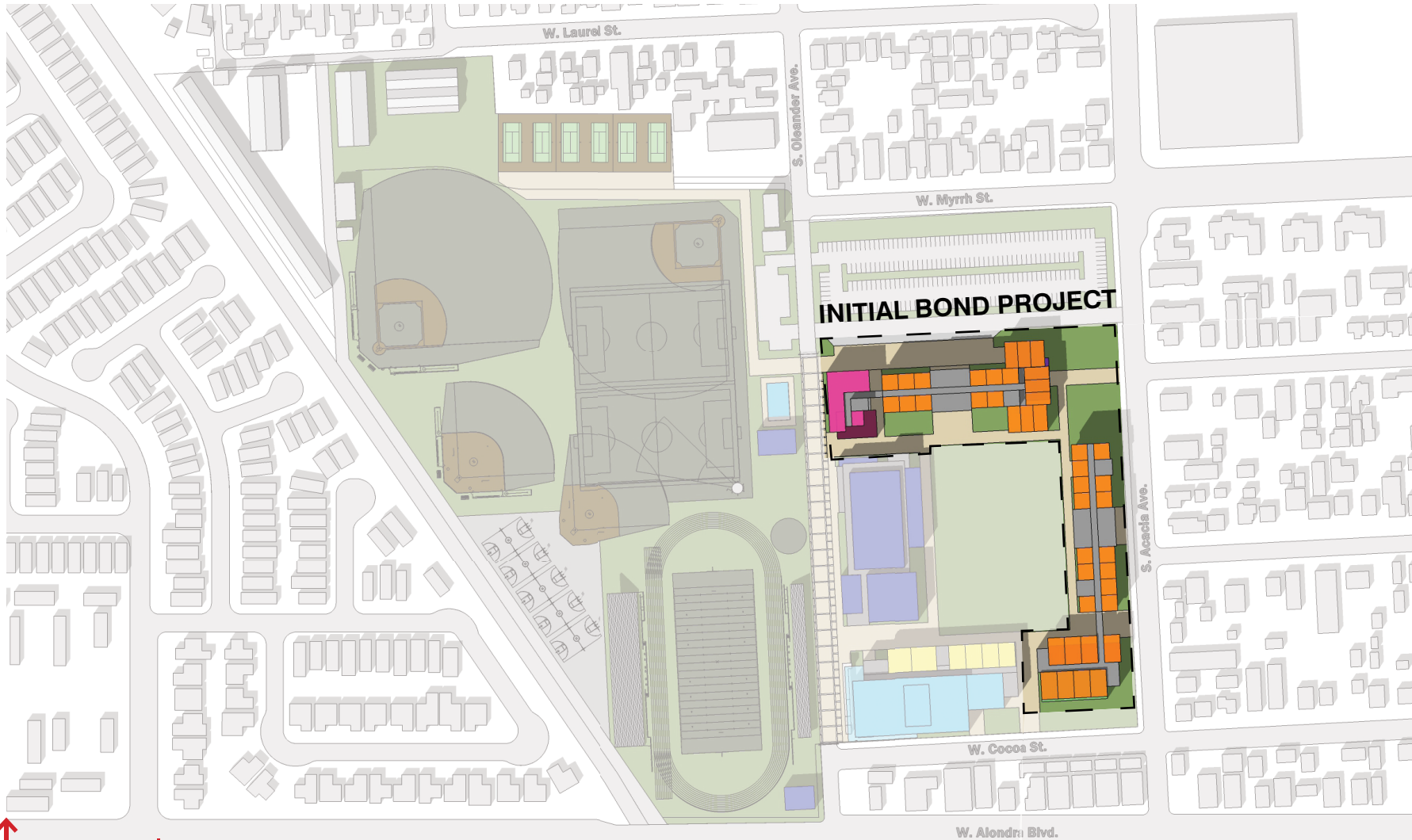
MASTER PLAN COST

1. Permanent Building Modernization	\$ -
2. Site Utilities	\$ 5,134,000
3. Food Service Upgrades	\$ 1,418,000
4. Playfield Replacement	\$ 34,648,000
5. Portable Classrooms to Permanent	\$ 177,620,000
<hr/>	
Total Project Cost (2015\$)	\$ 218,820,000



N ↑
N.T.S.

Program Key:	 Administration	 Multi-Media Arts	 Student Union
	 Core Academic	 Performing Arts	 Student Dining
	 Special Electives	 Physical Education	
	 Engineering & Design	 Library & Museum	



Program Key:

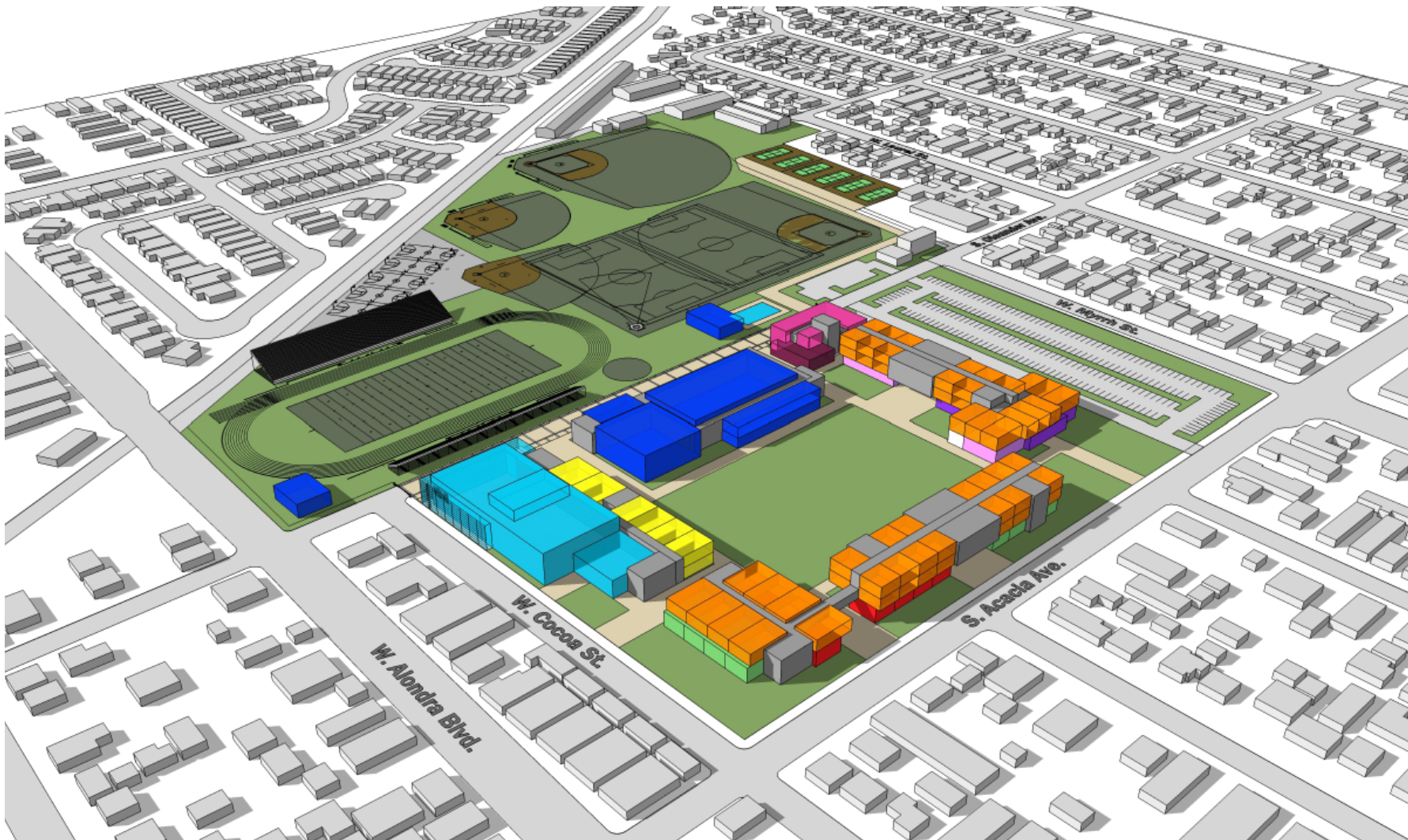
 Administration	 Multi-Media Arts	 Student Union
 Core Academic	 Performing Arts	 Student Dining
 Special Electives	 Physical Education	
 Engineering & Design	 Library & Museum	



Northwest Birdseye View

Program Key:

- | | | |
|---|---|--|
| ■ Administration | ■ Multi-Media Arts | ■ Student Union |
| ■ Core Academic | ■ Performing Arts | ■ Student Dining |
| ■ Special Electives | ■ Physical Education | |
| ■ Engineering & Design | ■ Library & Museum | |



Southeast Birdseye View

Program Key:

- | | | |
|---|--|---|
| ■ Administration | ■ Multi-Media Arts | ■ Student Union |
| ■ Core Academic | ■ Performing Arts | ■ Student Dining |
| ■ Special Electives | ■ Physical Education | |
| ■ Engineering & Design | ■ Library & Museum | |

DETAILED PROGRAM

Compton High School Study COMPTON UNIFIED SCHOOL DISTRICT

2500 Student High School - Program Summary

2500 Student Master Plan Capacity (District Loading @ 27 Students/Teaching Station = 93 TS)
625 Students/Grade (Grades 9-12)
125 Students/Period = (4) Teaching Stations (6 Period Day, 5 Scheduled/1 Prep = 30 Students/TS)

Academic Core

	State/Local Capacity	Regular Classroom	Regular Lab	State Loading	CUSD Loading	Square Footage
LA/SS/M/FL Core Academic	27/30	52	0	1,404	1560	77,885
Science	27/30	0	12	324	360	27,132
Performing Arts	27/30	0	5	135	150	35,513
Multi-Media Arts	27/30	0	7	189	210	23,500
Project Lead the Way/Design/Engineering	27/30	0	2	54	60	5,000
Health Sciences	27/30	0	2	54	60	5,500
Construction/Building Industry	27/30	0	1	27	30	5,200
Specialized Electives Programs	27/30	0	2	54	60	3,500
Physical Education (NTS)	27/0	0	4	108	0	67,910
ILC + Career + Innovation + ASB (NTS)	27/0	4	0	108	0	(In SF Below)

Total - Academic Core 56 35 2,457 2,490 **251,139**

RSP	27/0	4	-	52	0	(In SF Below)
Special Ed (SDC & Transition Programs)	13/18	6	-	78	108	16,598

Total: All Spaces 66 35 2,587 2598 **267,738**
(101 - 8 NTS = 93 TS)

Student/Staff Support

Student/Staff Support Services:	16,884
Library/Media Center:	11,943
Student Union/Campus Center:	12,232
Faculty Services:	5,919
Food Service/Custodial Support:	7,505
Total Student/Staff Support:	54,483

Program items included in initial bond marked with "I.B." in the program details	Gross SF in Initial Bond Project	195,298
	Gross SF in Remainder of Project	126,923
	Grand Total - Gross SF:	322,221

Site Work Square Footage

Finish Type	Initial Bond	Remaining	Total SF
Turf	93500	350617	444,117
Hardscape Walkways	46750	132750	179,500
Track and Field	0	467000	467,000
Hardcourts	0	83900	83,900
Parking and Drives	0	100500	100,500

SF of effected sitework for initial bond project 140,250
SF of remaining sitework in project 1,134,767
Total SF of Sitework in project 1,275,017

Compton High School Study COMPTON UNIFIED SCHOOL DISTRICT

Educational Program Specification

Depart:	Space:	Type:	Area:	Number:	Total Area:	Department by Type		
						SC/NS	ANC	SP
						Scheduled	Ancillary	Support
						Non-Scheduled		

Base Program - Academic Core

LA/SS/M/FL Core Academic Program

Teaching Stations

I.B.	1	Standard Instruction Classroom	SC	960	52	49,920	(Learning Space)	
I.B.	2	Application Lab (1 ea / LA, SS, M, FL)	ANC	1,200	4	4,800	(Shared Hands-on Space)	
						49,920	4,800	0
							54,720	

PLC - Collaborative Teaming Area

I.B.	3	Staff Collaboration	ANC	530	4	2,120		
I.B.	4	IEP/Conference Room	ANC	200	4	800		
I.B.	5	Staff Toilets	ANC	65	8	520		
I.B.	6	Storage	ANC	100	4	400		
						0	3,840	0
							3,840	

Sub-Total Core Academic Program Net SF: 49,920 8,640 0
Circulation/Support @ 25% (x 1.33): 19,325
Total Core Academic Program Gross SF: 77,885

Note: 16 English + 12 History + 8 Foreign Language + 16 Math = 52 Standard Teaching Stations

Science

Teaching Stations

I.B.	7	Science Lab	SC	1,500	12	18,000		
I.B.	8	Prep/Storage Room	ANC	200	12	2,400	(1 Shared Prep per 2 Science Labs)	
						18,000	2,400	0
							20,400	

Sub-Total Science Net SF: 18,000 2,400 0
Circulation/Support @ 25% (x 1.33): 6,732
Total Science Gross SF: 27,132

Special Education

RSP

I.B.	9	RSP/Tutoring Room	SC	960	4	3,840	(1 per Grade)	
						3,840	0	0
							3,840	

Special Education - SDC & Transition Programs

I.B.	10	Spec. Ed. Classroom	SC	960	6	5,760		
I.B.	11	Toilets/Hygiene	ANC	120	3	360		
I.B.	12	Sensory Room	ANC	200	3	600		
I.B.	13	Living Skills	ANC	420	3	1,260		
I.B.	14	Laundry	ANC	100	3	300		
I.B.	15	Conference	ANC	120	3	360		
						5,760	2,880	0
							8,640	

Sub-Total Special Education Net SF: 9,600 2,880 0
Circulation/Support @ 25% (x 1.33): 4,118
Total Special Education Gross SF: 16,598

Compton High School Study
COMPTON UNIFIED SCHOOL DISTRICT

Educational Program Specification

Depart:	Space:	Type	Area:	Number:	Total Area:	Department by Type		
						SC/NS	ANC	SP
						Scheduled	Ancillary	Support
						Non-Scheduled		

Electives

Performing Arts

Music/Drama/Dance

Room	Type	Area	Number	Total Area	Notes	SC/NS	ANC	SP
Music								
16 Band/Orchestra Room	SC	2,800	1	2,800				
17 Group Ensemble Room	NS	960	1	960				
18 Practice Room	ANC	75	4	300				
19 Instrument Storage	ANC	400	1	400				
20 Uniform Storage	ANC	200	1	200				
21 Vocal/Choral Room	SC	1,400	1	1,400				
22 Practice Room	ANC	75	2	150				
23 Robe Storage	ANC	200	1	200				
24 Digital Music Lab	SC	1,200	1	1,200				
25 Staff Office/Music Library	ANC	400	1	400	(3-4 Instructors & Sheet Music Stor.)			
Drama								
26 Black Box Theatre	SC	2,000	1	2,000	(45x45)			
27 Control Room	ANC	150	1	150				
28 Equipment Storage	ANC	200	1	200				
29 Staff Office/Drama Library	ANC	200	1	200	(1-2 Instructors)			
Dance								
30 Dance Studio	SC	1,800	1	1,800				
31 Locker/Toilet/Dressing Room	ANC	500	2	1,000				
32 Costume Storage	ANC	400	1	400				
33 Staff Office/Music Library	ANC	200	1	200	(1-2 Instructors)			
						10,160	3,800	0
						13,960		

Theater

Room	Type	Area	Number	Total Area	Notes	SC/NS	ANC	SP
Public/Audience Area								
34 Main Theater	ANC	6,000	1	6,000	(600 Fixed Seating Capacity)			
35 Lobby/Display Gallery	ANC	1,000	1	1,000				
36 Concessions	ANC	200	1	200				
37 Ticket Booth	ANC	75	1	75				
Theater Support								
38 Stage	ANC	2,400	1	2,400				
39 Orchestra Pit	ANC	1,000	1	1,000	(Removeable Fore Stage)			
40 Scene Shop/Construction Lab	NS	1,000	1	1,000	(Receiving & Loading Area)			
41 Tools & Material Storage	ANC	100	1	100				
42 Prop & Costume Storage	ANC	500	2	1,000				
43 Dimmer Room	ANC	75	1	75				
44 Sound & Lighting Control Room	ANC	200	1	200				
45 Dressing/Make-Up Room w/ Toilet	ANC	300	2	600				
						1,000	12,650	0
						13,650		

PLC - Collaborative Teaming Area

Room	Type	Area	Number	Total Area	Notes	SC/NS	ANC	SP
46 Conference/Green Room	ANC	400	1	400				
47 Staff Workroom	ANC	300	1	300				
48 Storage	ANC	100	1	100				
						0	800	0
						800		

Sub-Total Performing Arts Net SF:	11,160	17,250	0
Circulation/Support @ 20% (x 1.25):			28,410
Total Performing Arts Gross SF:			35,513

Compton High School Study
COMPTON UNIFIED SCHOOL DISTRICT

Educational Program Specification

Depart:	Space:	Type	Area:	Number:	Total Area:	Department by Type		
						SC/NS	ANC	SP
						Scheduled	Ancillary	Support
						Non-Scheduled		

Multi-Media Arts

Visual Arts

Room	Type	Area	Number	Total Area	Notes	SC/NS	ANC	SP
2D Studios								
49 Art 2D Drawing/Paint/Multi-Media Lab	SC	1,600	2	3,200	(1 2D/1 Multi-Media Digital Lab)			
50 Storage/Work Room	ANC	200	2	400				
3D Studios								
51 Art 3D Sculpture/Ceramics Lab	SC	1,800	1	1,800				
52 Kiln	ANC	100	1	100				
53 Clay/Project Storage Room	ANC	300	1	300				
54 Storage/Work Room	ANC	200	1	200				
Digital Design								
55 Design/Digital Graphics	SC	1,200	1	1,200				
56 Storage/Work Room	ANC	200	1	200				
						6,200	1,200	0
						7,400		

Technical Arts

Room	Type	Area	Number	Total Area	Notes	SC/NS	ANC	SP
TV/Video Production								
57 TV/Broadcast Studio	SC	1,600	1	1,600	(w/ CR Bleacher Seating)			
58 TV Switcher/Control Room	ANC	150	1	150				
59 Video Production Lab	SC	1,200	1	1,200				
60 Multimedia/Editing Room	ANC	200	4	800	(Hollywood Studio Layout)			
61 Foley Sound Stage/Audio Studio	ANC	600	1	600				
62 Control Room	ANC	150	1	150				
63 Screening Room	NS	1,800	1	1,800	(Divisible Lecture Hall 150 Capacity)			
64 Control Room	ANC	150	1	150				
65 Prop & Equipment Storage	ANC	400	1	400				
66 Storage/Work Room	ANC	200	1	200				
Channel 26 TV Station								
67 TV/Broadcast Studio	NS	1,600	1	1,600				
68 TV Switcher/Control Room	ANC	150	1	150				
69 Editing Room	ANC	300	1	300				
70 Office/Staff Work Room	ANC	300	1	300				
Journalism/Yearbook								
71 Classroom/Lab	SC	1,200	1	1,200				
72 Storage/Work Room	ANC	200	1	200				
						4,000	6,800	0
						10,800		

PLC - Collaborative Teaming Area

Room	Type	Area	Number	Total Area	Notes	SC/NS	ANC	SP
73 Conference Room	ANC	200	1	200				
74 Staff Workroom	ANC	300	1	300				
75 Storage	ANC	100	1	100				
						0	600	0

Sub-Total Multi Media Arts Net SF:	10,200	8,600	0
Circulation/Support @ 20% (x 1.25):			18,800
Total Multi Media Arts Gross SF:			23,500

Compton High School Study
COMPTON UNIFIED SCHOOL DISTRICT

Educational Program Specification

Depart:	Space:	Type:	Area:	Number:	Total Area:	Department by Type		
						SC/NS	ANC	SP
						Scheduled	Ancillary	Support

Project Lead the Way/Design/Engineering

Flex Program Labs

I.B.	Room	Type	Area	Number	Total Area	SC/NS	ANC	SP
I.B.	76 Design Lab	SC	1,800	2	3,600			
I.B.	77 Storage/Work Room	ANC	200	2	400			
						3,600	400	0
						4,000		
						3,600	400	0

Sub-Total Project Lead the Way/Design/Engineering Net SF:		4,000
Circulation/Support @ 20% (x 1.25):		1,000
Total Project Lead the Way/Design/Engineering Gross SF:		5,000

Health Sciences

Nursing Program

I.B.	Room	Type	Area	Number	Total Area	SC/NS	ANC	SP
I.B.	78 Health/Nursing Lab	SC	1,800	2	3,600			
I.B.	79 Small Group/Exam Room	ANC	200	2	400			
I.B.	80 Storage/Work Room	ANC	200	2	400			
						3,600	800	0
						4,400		
						3,600	800	0

Sub-Total Health Sciences Program Net SF:		4,400
Circulation/Support @ 20% (x 1.25):		1,100
Total Health Sciences Program Gross SF:		5,500

Construction/Building Industry

Industrial Technology

I.B.	Room	Type	Area	Number	Total Area	SC/NS	ANC	SP
I.B.	81 Construction Shop	SC	2,400	1	2,400			
I.B.	82 Lecture Room	NS	960	1	960			
I.B.	83 Material Storage	ANC	400	1	400			
I.B.	84 Tool/Equipment Storage	ANC	200	1	200			
I.B.	85 Office/Work Room	ANC	200	1	200			
						2,400	1,760	0
						4,160		
						2,400	1,760	0

Sub-Total Construction Program Net SF:		4,160
Circulation/Support @ 20% (x 1.25):		1,040
Total Construction Program Gross SF:		5,200

Specialized Electives Programs

ROTC, Child Development, Fashion Design

I.B.	Room	Type	Area	Number	Total Area	SC/NS	ANC	SP
I.B.	86 Standard Classroom/Lab	SC	1,200	2	2,400			
I.B.	87 Storage	ANC	200	2	400			
						2,400	400	0
						2,800		
						2,400	400	0

Sub-Total Specialized Electives Programs Net SF:		2,800
Circulation/Support @ 20% (x 1.25):		700
Total Specialized Electives Programs Classrooms Gross SF:		3,500

Compton High School Study
COMPTON UNIFIED SCHOOL DISTRICT

Educational Program Specification

Depart:	Space:	Type:	Area:	Number:	Total Area:	Department by Type		
						SC/NS	ANC	SP
						Scheduled	Ancillary	Support

Physical Education

Gymnasium

I.B.	Room	Type	Area	Number	Total Area	SC/NS	ANC	SP	Notes
86	Cross-Court Gym	NS	21,500	1	21,500				(2500 Bleacher Capacity)
87	Practice Gym	NS	9,000	1	9,000				
88	Lobby/Hall of Fame	ANC	1,000	1	1,000				
89	Concessions	ANC	200	1	200				
90	Ticket Booth	ANC	75	1	75				
91	Gym Storage	ANC	200	2	400				
92	Boys/Girls Locker/Shower Room	ANC	2,400	2	4,800				
93	Boys/Girls Toilet	ANC	250	2	500				
94	Boys/Girls Equipment Storage	ANC	200	2	400				
95	Boys/Girls PE Staff Office/Locker	ANC	600	2	1,200				(Includes T/Sh/Changing Area)
96	Coaches Meeting/Video Room	ANC	400	1	400				
97	Off-Site Coaches Room	ANC	400	2	800				
98	Training/Treatment Room	ANC	900	1	900				
99	Boys/Girls JV Locker Room	ANC	600	2	1,200				
100	Boys/Girls Varsity Locker Room	ANC	900	2	1,800				
101	Uniform Storage	ANC	1,000	1	1,000				
102	Athletic Equipment Storage	ANC	1,000	1	1,000				
						0	46,175	0	
						46,175			

Athletic Teaching Stations

I.B.	Room	Type	Area	Number	Total Area	SC/NS	ANC	SP	Notes
103	Weight Room	NS	1,800	2	3,600				
104	Fitness Room	NS	2,400	1	2,400				
105	Wrestling Room	NS	1,800	1	1,800				(Space for 40' x 40' Mat)
106	Wrestling Storage	ANC	200	1	200				
						7,800	200	0	
						8,000			

Stadium/Community Field House

I.B.	Room	Type	Area	Number	Total Area	SC/NS	ANC	SP	Notes
107	Field Storage	ANC	400	6	2,400				(Community and School)
108	Shared Concessions	ANC	300	1	300				
109	Public Toilets	ANC	225	4	900				(Track/Field, Baseball & Softball)
110	Press Box	ANC	200	2	400				(Track/Field, Baseball & Softball)
						0	4,000	0	
						4,000			

Aquatic Center

I.B.	Room	Type	Area	Number	Total Area	SC/NS	ANC	SP	Notes
111	Ticket Booth	ANC	100	1	100				
112	Lifeguard/Coaches Office	ANC	150	1	150				
113	Public Toilets	ANC	350	2	700				
114	Pool Equipment Storage	ANC	400	2	800				(Community and School)
115	Pool Mechanical Equipment	ANC	1,200	1	1,200				
						0	2,950	0	
						2,950			

Sub-Total Physical Education Net SF:		61,125
Circulation/Support @ 10% (x 1.111):		6,785
Total Physical Education Gross SF:		67,910

Compton High School Study
COMPTON UNIFIED SCHOOL DISTRICT

Educational Program Specification

Depart:	Space:	Type:	Area:	Number:	Total Area:	Department by Type		
						SC/NS	ANC	SP
						Scheduled	Ancillary	Support
						Non-Scheduled		

Student/Staff Support Services

Administration/Staff Support Services

Administration								
Public Administration						2,225		
I.B.	116	Public Lobby/Reception/Waiting Area	SP	400	1	400		
I.B.	117	Receptionist	SP	150	1	150		
I.B.	118	Principals Office	SP	250	1	250		
I.B.	119	Large Conference	SP	250	1	250		
I.B.	120	Principals Secretary Office	SP	75	1	75		
I.B.	121	Community Liason/Flex Office	SP	125	2	250		
I.B.	122	Admin Work/Copy Rm/Staff Mailboxes	SP	400	1	400	(w/ Sink & Coffee Bar)	
I.B.	123	Supply Storage	SP	200	1	200		
I.B.	124	Toilet	SP	125	2	250	(2 Fixtures Each)	
Main Copy Room						800		
I.B.	125	Copy Center	SP	600	1	600		
I.B.	126	Supply Storage	SP	200	1	200		
Site Administration/Discipline						1,500		
I.B.	127	Student Reception/Waiting Area	SP	300	1	300		
I.B.	128	AP Clerical Support	SP	75	3	225		
I.B.	129	Assistant Principal's Office	SP	150	3	450		
I.B.	130	School Resource Officer Office (SRO)	SP	75	3	225		
I.B.	131	Conference	SP	150	2	300		
						0	0	4,525
						0		

Attendance

I.B.	132	Attendance Office	SP	75	4	300	(Includes 4 Student Windows)	
I.B.	133	Current Records Storage	SP	100	1	100		
						0	0	400
						0		

Health Services

I.B.	134	Reception/Waiting	SP	75	1	75		
I.B.	135	Exam Room	SP	75	1	75		
I.B.	136	Health Workstation	SP	75	1	75		
I.B.	137	Cot Area	SP	300	1	300	(3 cots minimum)	
I.B.	138	Toilet	SP	75	1	75		
						0	0	600
						0		

Parent Center

I.B.	139	Parent Center	SP	450	1	450		
I.B.	140	Storage	SP	100	1	100		
						0	0	550
						0		

Learning Center

I.B.	141	RSP Workstations	SP	80	6	480		
I.B.	142	Break Out Area	SP	200	1	200		
I.B.	143	IEP	SP	150	1	150		
I.B.	144	Records Storage	SP	100	1	100		
I.B.	145	Speech Office	SP	200	1	200		
I.B.	146	Psychologist Office	SP	200	1	200		
						0		1,330
						0		

Compton High School Study
COMPTON UNIFIED SCHOOL DISTRICT

Educational Program Specification

Depart:	Space:	Type:	Area:	Number:	Total Area:	Department by Type		
						SC/NS	ANC	SP
						Scheduled	Ancillary	Support
						Non-Scheduled		

Independent Learning Center (ILC)

I.B.	147	ILC Classroom	NS	960	1	960		
I.B.	148	Workstations	SP	75	6	450		
I.B.	149	Collaborative Work Area	SP	960	1	960		
I.B.	150	Conference	SP	200	1	200		
I.B.	151	Independent Work Area	SP	330	1	330		
I.B.	152	Storage	SP	100	1	100		
							960	2,040
							960	

Counseling Services

I.B.	153	Student Reception/Waiting Area	SP	300	1	300		
I.B.	154	Clerical Support	SP	75	4	300		
I.B.	155	Counselor's Office	SP	150	4	600		
I.B.	156	Registrar Office	SP	125	1	125		
I.B.	157	Flex Office	SP	125	1	125		
I.B.	158	Testing Materials	SP	200	1	200		
I.B.	159	College/Career Center	NS	1,000	1	1,000		
I.B.	160	Small Conference	SP	150	1	150		
I.B.	161	Large Conference	SP	250	1	250		
I.B.	162	Longterm Records Storage	SP	200	1	200	(Compact Shelving)	
						0	0	3,250
						0		

Sub-Total Student Support Services Net SF:

Circulation/Support @ 25% (x 1.33):

Total Student Support Services Gross SF:

Library/Media Center

Library Program

Library (CDE Minimum 4sf/Student x 2500 Students = 10,000sf)								
						10,000		
I.B.	163	Circulation Desk	SP	200	1	200		
I.B.	164	Media Center Office	SP	125	1	125		
I.B.	165	Work/Processing Room	SP	400	1	400		
I.B.	166	Textbook/Tech Storage	SP	1,200	1	1,200	High Density Storage	
I.B.	167	Reference/On-Line Catalog Stations	SP	600	1	600		
I.B.	168	Reading Room	SP	2,400	1	2,400		
I.B.	169	Stacks/Collection	SP	1,800	1	1,800		
I.B.	170	Reference/Periodical Stacks	SP	600	1	600		
I.B.	171	Student Collaboration Rooms	SP	200	4	800		
I.B.	172	Professional Development Library	SP	600	1	600		
I.B.	173	Staff Toilet	SP	75	1	75		
I.B.	174	Innovation Lab	NS	1,200	1	1,200		
Technology Support						750		
I.B.	175	Technology Director's Office	SP	150	1	150		
I.B.	176	Technology Work/Storage Room	SP	200	2	400		
I.B.	177	Main Data Network Control Room	SP	200	1	200		
						1,200	0	9,550
						1,200		

Sub-Total Library/Media Center Net SF:

Circulation/Support @ 10% (x 1.11):

Total Library/Media Center Gross SF:

Compton High School Study
COMPTON UNIFIED SCHOOL DISTRICT

Educational Program Specification

Depart:	Space:	Type:	Area:	Number:	Total Area:	Department by Type		
						SC/NS	ANC	SP
						Scheduled	Ancillary	Support
						Non-Scheduled		

Student Union/Campus Center

Student Activities

I.B.	Description	Type	Area	Number	Total Area	SC/NS	ANC	SP	Total
	Student Union								11,010
I.B. 178	Collaboration/Dining	SP	7,500	1	7,500	(600 Students)			
I.B. 179	Study Rooms	SP	250	4	1,000				
I.B. 180	Table/Chair Storage	SP	200	2	400				
I.B.	ASB								2,110
I.B. 178	ASB Director's Office	SP	125	1	125				
I.B. 179	Athletic Director's Office	SP	125	1	125				
I.B. 180	Student Store	SP	400	1	400				
I.B. 181	Accountant	SP	125	1	125				
I.B. 182	Accounting Clerk	SP	75	1	75				
I.B. 183	Activities Storage Room w/ Safe	SP	100	1	100				
I.B. 184	ASB Room	NS	960	1	960				
I.B. 185	ASB Storage Room	SP	200	1	200				
						0	960		10,050
						960			

Sub-Total Student Union Net SF:	0	960	10,050
Circulation/Support @ 10% (x 1.111):			11,010
Total Student Union Gross SF:			12,232

Faculty Services

Faculty Services

I.B.	Description	Type	Area	Number	Total Area	SC/NS	ANC	SP	Total
I.B. 186	Staff Work Room	SP	1,500	1	1,500				
I.B. 187	Staff Lounge	SP	1,500	1	1,500				
I.B. 188	Copy Center	SP	600	1	600				
I.B. 189	Supply Storage	SP	200	1	200				
I.B. 190	Table/Chair Storage	SP	200	1	200				
I.B. 191	Staff Toilet	SP	225	2	450				
						0	0		4,450
						0			

Sub-Total Faculty Services Net SF:	0	0	4,450
Circulation/Support @ 25% (x 1.33):			4,450
Total Student Union Gross SF:			5,919

Nutrition Services

Food Service/Student Dining

I.B.	Description	Type	Area	Number	Total Area	SC/NS	ANC	SP	Total
I.B. 192	Kitchen/Food Prep	SP	2,500	1	2,500				
I.B. 193	Dry Storage	SP	250	1	250				
I.B. 194	Walk-In Refrigerator/Freezer	SP	150	2	300				
I.B. 195	Serving Line	SP	800	2	1,600				
I.B. 196	Serving Windows	SP	75	6	450				
I.B. 197	Changing Room/Toilet	SP	95	2	190				
I.B. 198	Food Service Director Office w/Safe	SP	100	1	100	(2 Workstations)			
I.B. 199	Receiving Area	SP	200	1	200				
I.B. 200	Lunch Shelter	SP	3,600	2	7,200	(not counted in building sf)			
						0	0		5,590
						0			

Compton High School Study
COMPTON UNIFIED SCHOOL DISTRICT

Educational Program Specification

Depart:	Space:	Type:	Area:	Number:	Total Area:	Department by Type		
						SC/NS	ANC	SP
						Scheduled	Ancillary	Support
						Non-Scheduled		

Custodial Services

I.B.	Description	Type	Area	Number	Total Area	SC/NS	ANC	SP	Total
I.B. 201	Custodian Office	SP	100	1	100				
I.B. 202	Custodian/Maintenance Workroom	SP	300	1	300				
I.B. 203	Supply/Grounds Storage	SP	400	1	400				
I.B. 204	Golf Cart Garage/Storage	SP	360	1	360	(3 Golf Carts)			
						0	0		1,160
						0			

Sub-Total Food Service/Custodial Net SF:	0	0	6,750
Circulation/Support @ 10% (x 1.111):			755
Total Food Service/Custodial Gross SF:			7,505

Square Footage Summary

Sub-Total Base Program Net SF:	119,880	97,415	43,495
Total Circulation/Support:			260,790
Total Base Program Gross SF:			322,221

