


Getting Off the Bus

Be Ready. Be ready to leave the bus before it arrives at your bus stop. Don't keep the driver and others waiting while you gather your belongings.

Stay put. Wait until the bus has come to a complete stop and the front door has opened, before getting up from your seat. Wait until the people in the seats in front of you leave, before you get up from your seat.

Only your stop. Get off the bus **ONLY** at your designated bus stop. Don't push or shove when getting off the bus.

Get away. After leaving the bus move quickly away from the bus and out of the danger zone.



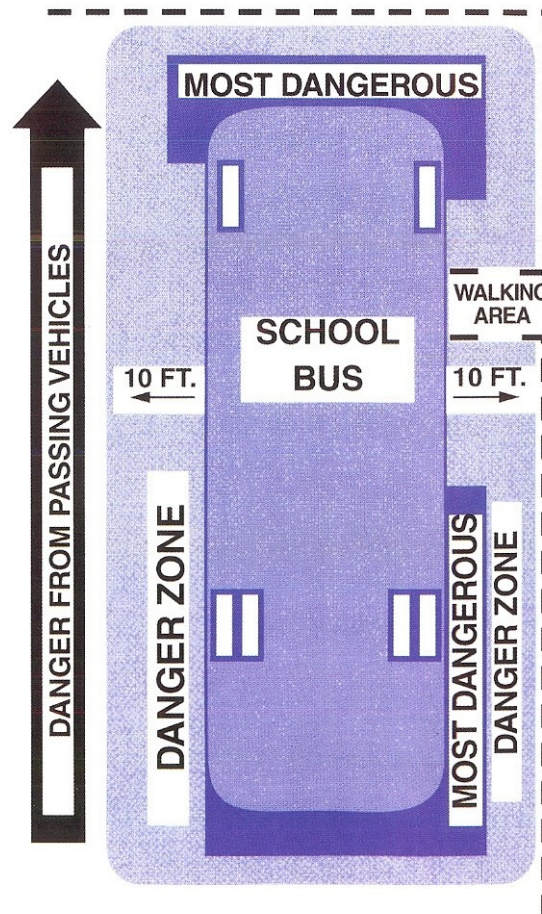
Crossing the street. If you must cross the street, the bus driver **MUST** escort you. If your parent is there, the bus driver **WILL** escort you and your parent across the street.



Emergencies

Know what to do. Learn where all the bus emergency exits and equipment are, and how to use them. Participate in evacuation drills.

It's up to you. In an emergency it is up to you to stay calm. Listen to the bus driver and follow instructions carefully.



Compton Unified School District Transportation Department



Bus Rider's Handout




SCHOOL BUS PASSENGER'S SAFETY GUIDE

Time for School

Don't miss the bus. Leave home early enough to reach the bus stop at least 5 minutes before the bus is scheduled to arrive.

Walk Safely. Walk!! Don't run. Stay on the sidewalk, or if there is no sidewalk, stay as far as possible away from the traffic. Walk facing oncoming traffic. Cross the streets only at intersections or crosswalks.

Waiting for the Bus



Wait in a safe place. Stay at least 6 feet away from the edge of the roadway.

No Horseplay. Don't run around or play at the bus stop. Stay out of the street while waiting for the bus. You could be hit by a car or cause an accident if a car must swerve to avoid you.

Respect property. Don't run across or play in people's yards, or climb on their trees, fences, or walls. Stay on the sidewalk at the bus stop.

Ssshh! People in the neighborhood may still be asleep in the morning, so try to keep down the noise.


Here Comes the Bus

Line Up. Form a line facing the direction of the approaching bus.

NO Pets Allowed. Animals, including pets on leashes, in cages, in boxes, or other containers are not allowed. (Only guide, service, and signal dogs are allowed).

Getting on the bus.

Stay in line until the bus comes to a complete stop and the front door has opened. Get on the bus in an orderly manner and use the handrail.



Take your seat.

Take your seat quickly, facing forward and remain seated at the all times. Don't save a seat for a friend. Keep all seats open for anyone who needs to sit down.




Riding the Bus

Be Quiet. Your bus driver needs to concentrate on driving. Don't distract the driver.




Stay seated. Stay in your seat facing forward at all times.

Everything inside. Ask the bus driver before opening the windows. Keep ALL of your body inside the bus. Don't put or throw anything out the window.



Keep the aisles clear. Nothing should be in the aisle, no legs, arms, books, bags, or other object that someone could trip over.



Be courteous. Be courteous to fellow passengers and the driver. Always follow the driver's instructions.

R X R Crossing. Remain silent at all railroad crossings. The bus driver needs to listen for oncoming trains.

