



# Compton USD Learning Packet #2

Early Childhood  
Preschool

Name \_\_\_\_\_

# Preschool Learning Packet

## Table of Contents

Week 3: March 30-April 3

Day	Activity	Date Completed
1 3/30/2020	<ul style="list-style-type: none"><li>• Alphabet Practice</li><li>• Learning and practice shapes</li><li>• Count and practice numbers</li></ul>	
2 3/31/2020	<ul style="list-style-type: none"><li>• How Many Butterflies?</li><li>• Find and Match the Lowercase Letter</li><li>• Summer Counting</li></ul>	
3 4/01/2020	<ul style="list-style-type: none"><li>• Practice Letter Formation (Letter A)</li><li>• Count the cubes and trace the number (1-5)</li><li>• Fall Letters (Trace the Alphabet)</li><li>• Color things that are orange (Trace the word orange).</li></ul>	
4 4/02/2020	<ul style="list-style-type: none"><li>• Count the cubes and then trace the number (6-9)</li><li>• Trace the letter (A-Z)</li><li>• Count the bees and match to the correct number.</li><li>• Find and color the items that are purple.</li></ul>	
5 4/03/2020	<ul style="list-style-type: none"><li>• Learn and color alphabets and pictures together (A-J)</li><li>• Say, trace and color the picture that goes with the number.</li><li>• Learn and color alphabets and pictures together (K-T)</li><li>• Practice tracing the word blue and color the items that are blue.</li></ul>	



## COMPTON UNIFIED SCHOOL DISTRICT

*Support Learning  
at Home*



### MESSAGE FOR PARENTS

Dear Parents and Guardians,

As spring break approaches, we would like to share with you some learning resources that we have available for our PreK-12 students. From activity packets and online programs, to the use of Google Classroom and Google Meet, CUSD students have multiple opportunities to reinforce learning. We want our scholars to continue learning beyond the classroom, whether it is at home, after school, on weekends, during vacation time, or in the event of extenuating circumstances that would prevent students from coming to school.

Visit our Compton Unified School District website to access the resources that we have available for our students!

### PARENT SQUARE REGISTRATION

To receive important updates on student assignments please make sure that you are registered on Parent Square! You will receive notification from your schools.

### EDUCATIONAL SERVICES

PHONE:  
(310) 639-3165

WEBSITE:  
[www.compton.k12.ca.us](http://www.compton.k12.ca.us)

### REVIEW LEARNING PACKETS

Our Common-Core aligned **Review Learning Packets** offer TK-12 students the opportunity to review some of the most important concepts learned throughout this academic year. These activities mainly cover the areas of literacy and mathematics. Each packet contains student work for 2 weeks, and it includes recommendations for students and families on how to distribute the completion of these review activities. In addition, we recommend that students engage in leisure reading for a minimum of 30 minutes daily! Encourage them to take home reading books from their classroom/school library!

### ACCESS TO ONLINE PROGRAMS

In addition our Learning Packets, our district offers a variety of **online programs** that students can access. Some of these programs include i-Ready, Imagine Learning, Dreambox, and My Writing Coach. The use of these programs offer a great opportunity for students to master those skills that they are experiencing difficulty with, while learning new grade-level concepts! A Digital Resource Guide and usage program usage recommendations are included at the back of our Learning Packet.

### GOOGLE CLASSROOM

Many of our educators also use **Google Classroom**, which makes their teaching more productive, collaborative, and meaningful. Using this management system, our teachers can distribute assignments that students can complete from home, and teachers can review, grade, and send feedback!

### GOOGLE MEET

Many of our teachers use **Google Meet** as part of their Google Classroom. This platform allows teachers to video conference live with students to deliver lessons, tutor, and answer clarifying questions virtually.



## DISTRITO ESCOLAR UNIFICADO DE COMPTON

*Support Learning  
at Home*



### MENSAJE PARA LOS PADRES

Estimados padres y tutores,

A medida que se acerca el descanso de primavera, nos gustaría compartir con ustedes algunos recursos de aprendizaje que tenemos disponibles para nuestros estudiantes de PreK-12. Desde paquetes de actividades y programas en la web, hasta el uso de Google Classroom y Google Meet, los estudiantes del Distrito Escolar Unificado de Compton (CUSD) tienen múltiples oportunidades para reforzar el aprendizaje.

Queremos que nuestros estudiantes continúen aprendiendo más allá del salón de clases, ya sea en casa, después de la escuela, los fines de semana, durante las vacaciones, o en el caso de circunstancias atenuantes que prevendrían a los estudiantes asistir a clases.

¡Visite nuestro sitio web del Distrito Escolar Unificado de Compton para tener acceso a los recursos que tenemos disponibles para nuestros estudiantes!

#### PARENT SQUARE

Para recibir notificaciones sobre las tareas para su hijo/a por favor regístrese en Parent Square. Su escuela le mandará más información.

#### SERVICIOS EDUCATIVOS

TELÉFONO:  
(310) 639 4321 Ext. 55012

SITIO WEB:  
[www.compton.k12.ca.us](http://www.compton.k12.ca.us)

### REVISAR PAQUETES DE APRENDIZAJE

Nuestros **Paquetes de Aprendizaje de Repaso** están alineados con los estándares del estado y ofrecen a los estudiantes TK-12 la oportunidad de revisar algunos de los conceptos más importantes aprendidos a lo largo de este año académico. Estas actividades abarcan principalmente las esferas de la alfabetización y las matemáticas. Cada paquete contiene trabajo para los estudiantes para 2 semanas, e incluye recomendaciones para los estudiantes y las familias sobre cómo distribuir estas tareas. Además, recomendamos que los estudiantes se involucren en lectura libre por un mínimo de 30 minutos cada día.

### ACCESO A PROGRAMAS DE COMPUTACION

Además de nuestros Paquetes de Aprendizaje, nuestro distrito ofrece una variedad de **programas de computación** a los que los estudiantes pueden acceder. Algunos de estos programas incluyen i-Ready, Imagine Learning, Dreambox y My Writing Coach. ¡El uso de estos programas ofrece una gran oportunidad para que los estudiantes dominen aquellas habilidades con las que están experimentando dificultades, mientras aprenden nuevos conceptos de nivel de grado! En la parte posterior de nuestros Paquetes de Aprendizaje se incluye una Guía de Recursos Digitales.

### SALÓN DE CLASES DE GOOGLE



Muchos de nuestros educadores también utilizan **Google Classroom**, lo que hace que su enseñanza sea más productiva, colaborativa y relevante. ¡Usando este sistema, nuestros maestros pueden distribuir tareas que los estudiantes pueden completar desde casa, y los maestros pueden revisar, calificar y enviar comentarios!

### GOOGLE MEET

Muchos de nuestros maestros utilizan los **Google Meet** como parte de su Google Classroom. Esta plataforma permite a los profesores realizar videoconferencias con los estudiantes para impartir lecciones, ofrecer clases particulares y responder a preguntas y dudas de forma virtual.

# Day 1

# Dia 1



10  
11  
12  
13  
14  
15  
16  
17  
18  
19  
20  
21  
22  
23  
24  
25  
26  
27  
28  
29  
30  
31  
32  
33  
34  
35  
36  
37  
38  
39  
40  
41  
42  
43  
44  
45  
46  
47  
48  
49  
50  
51  
52  
53  
54  
55  
56  
57  
58  
59  
60  
61  
62  
63  
64  
65  
66  
67  
68  
69  
70  
71  
72  
73  
74  
75  
76  
77  
78  
79  
80  
81  
82  
83  
84  
85  
86  
87  
88  
89  
90  
91  
92  
93  
94  
95  
96  
97  
98  
99  
100

Practice the alphabet every day. Practica el alfabeto todos los días

# Alphabet

Aa Bb Cc Dd

Ee Ff Gg Hh

Ii Jj Kk Ll

Mm Nn Oo

Pp Qq Rr Ss


Tt Uu Vv Ww

Xx Yy Zz

# Shapes



**Circle**



**Triangle**



**Square**



**Oval**



**Hexagon**



**Rectangle**



**Rhombus**



**Trapezoid**



**Pentagon**



**Octagon**

Count and Practice numbers every day. Cuente y practica los numeros todos los dias.

1

2

3

4

5

6

7

8

9

10

11

12

13

14

15

16

17

18

19




20




# Day 2

# Dia 2

10  
11  
12  
13  
14  
15  
16  
17  
18  
19  
20  
21  
22  
23  
24  
25  
26  
27  
28  
29  
30

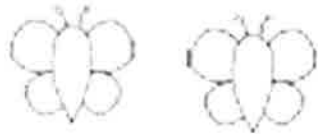




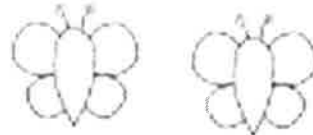
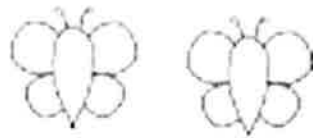
Name \_\_\_\_\_

# How Many Butterflies?

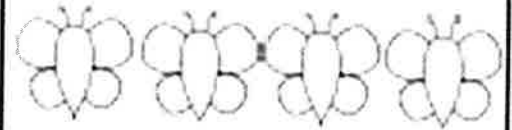
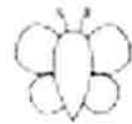
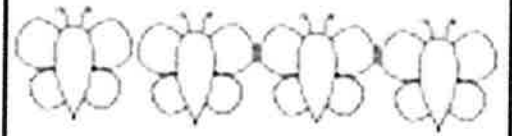
Count the pictures and circle the number.



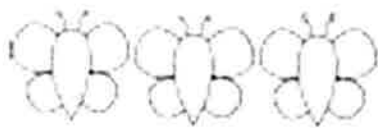
2      3      4



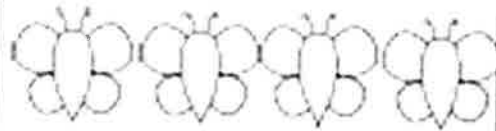
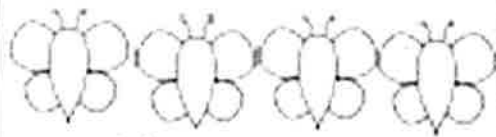
2      3      4



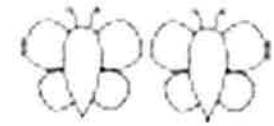
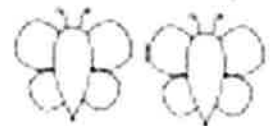
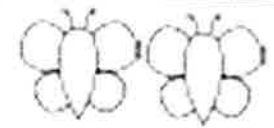
7      8      9



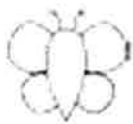
2      3      4




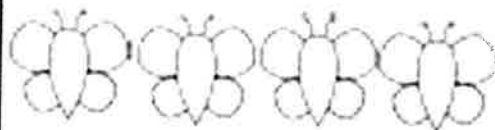
8      9      10



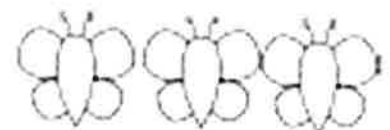
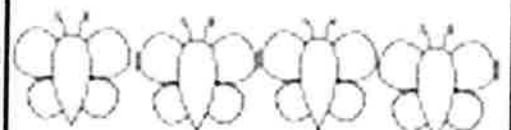
6      7      8



3      4      5



6      7      8



7      8      9



Name \_\_\_\_\_

Look at the first letter. Find and circle the matching lowercase letter in each row.

a	h	c	n	o	s	a	k	u
b	l	z	a	b	c	t	u	y
c	a	d	f	l	u	w	b	c
d	m	j	f	a	c	r	g	d
e	c	d	h	e	s	y	p	o
f	e	z	n	y	o	k	x	f
g	p	q	j	g	f	x	m	b



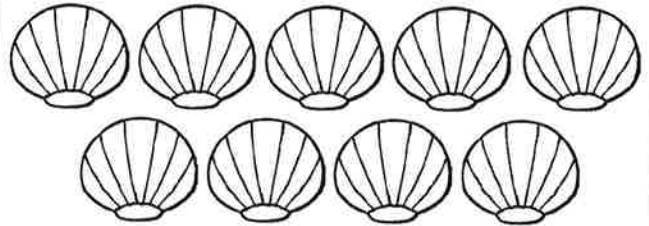
NAME: \_\_\_\_\_

# Summer Counting


Directions: Count the objects in each box.  
Color the matching number.




10      7      8




4      9      5



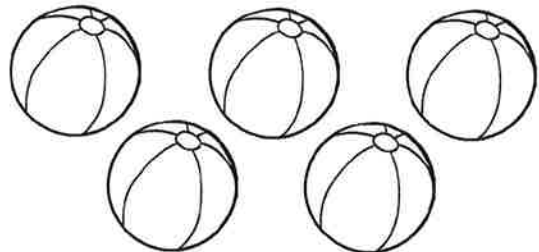
7      9      1



2      6      4



8      1      6






5      8      2

10 11 12 13 14 15 16 17 18 19 20 21 22 23 24 25 26 27 28 29 30 31 32 33 34 35 36 37 38 39 40 41 42 43 44 45 46 47 48 49 50 51 52 53 54 55 56 57 58 59 60 61 62 63 64 65 66 67 68 69 70 71 72 73 74 75 76 77 78 79 80 81 82 83 84 85 86 87 88 89 90 91 92 93 94 95 96 97 98 99 100




# Day 3


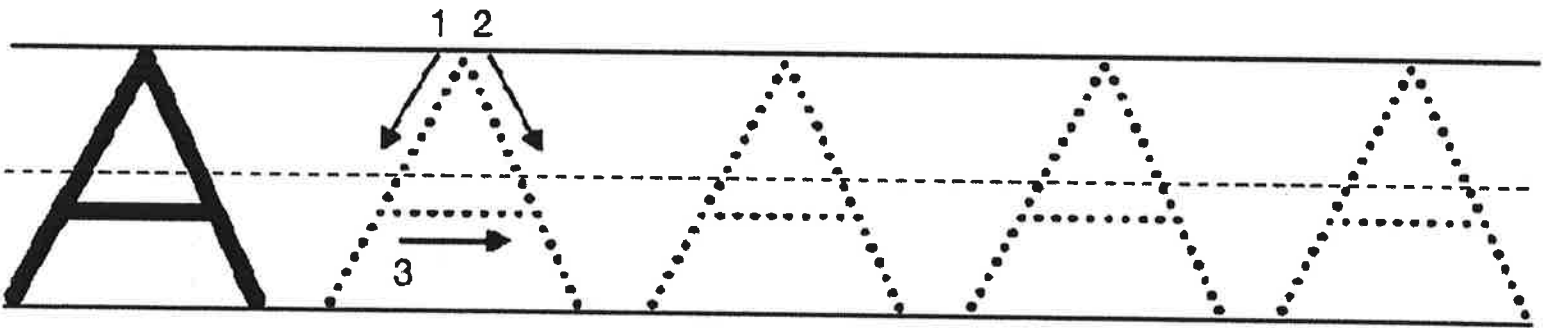

# Dia 3



Name \_\_\_\_\_ Date \_\_\_\_\_




apple


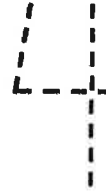
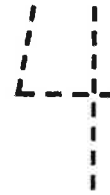




Name : \_\_\_\_\_

Date : \_\_\_\_\_



Count the cubes and then trace the number.



# Fall Letters



Trace the letters.



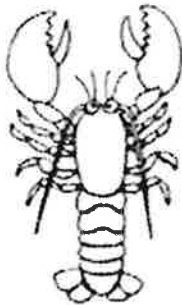

A	B	C	D	E	F
G	H	I	J	K	L
M	N	O	P	Q	R
S	T	U	V	W	X
Y	Z	Name _____			



# Orange

Orange Orange

Color the things that are **orange**.





10 11 12 13 14 15 16 17 18 19 20 21 22 23 24 25 26 27 28 29 30




# Day 4

# Dia 4






Name : \_\_\_\_\_

Date : \_\_\_\_\_



Count the cubes and then trace the number.





# Back to School




Trace the letters.

a	b	c	d	e	f
g	h	i	j	k	l
m	n	o	p	q	r
s	t	u	v	w	x
y	z	Name _____			

---

Name : \_\_\_\_\_

Date : \_\_\_\_\_



Count the bees and match to the correct number.



2



1






3

# Purple

Purple Purple

Color the things that are **purple**.





10 11 12 13 14 15 16 17 18 19 20 21 22 23 24 25 26 27 28 29 30 31



# Day 5

# Dia 5



# Learn and color alphabets and pictures together - Part I

A

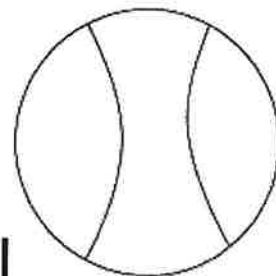
for



Apple

B

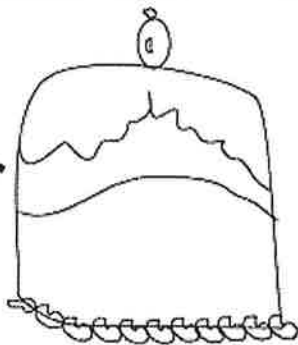
for



Ball

C

for



Cake

D

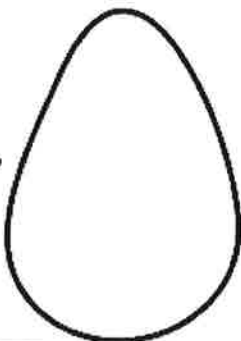
for



Doll

E

for



Egg

F


for



Flower

G

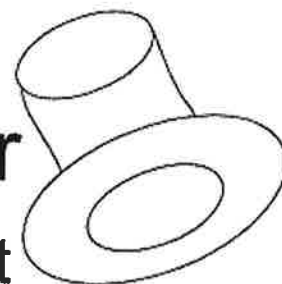
for



Grapes

H

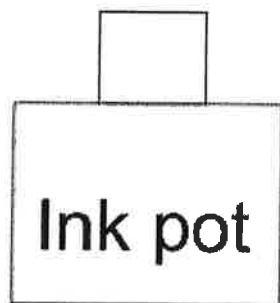
for



Hat

I

for



Ink

Ink pot


J

for



Jug






Name \_\_\_\_\_


1

1



2

2




3

3




4

4



5

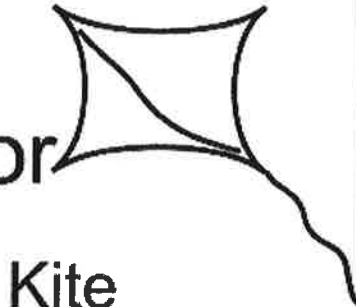
5



# Learn and color alphabets and pictures together - Part II

K

for



Kite

L

for



Lamp

M


for



Mango

N


for



Net

O


for



Orange

P


for



pencil

Q

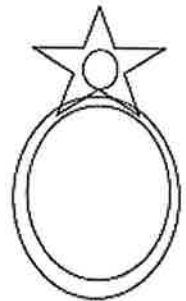
for



Quail

R


for



Ring

S

for



sun

T

for



Blue

Blue Blue Blue

Color the things that are **blue**.

