



Compton USD Learning Packet

**Early Childhood
Preschool**

Name _____



Learning Packet

Table of Content

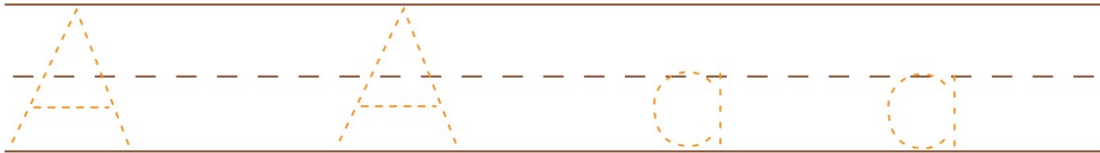
Week 5: April 20- April 24

Day		Date completed
4/24/2020	<ul style="list-style-type: none"> • Reading: All about the letter A • Reading: All about the letter B • Let's practice subtraction! • Practice SmartyAnts on your iPad for 15 minutes • Practice Math Shelf on your iPad for 15 minutes 	
4/25/2020	<ul style="list-style-type: none"> • Reading: All about the letter C • Reading: All about the letter D • Winter Addition • Practice SmartyAnts on your iPad for 15 minutes • Practice Math Shelf on your iPad for 15 minutes 	
4/26/2020	<ul style="list-style-type: none"> • Reading: All about the letter E • Simple addition • Long Vs. Short • Practice SmartyAnts on your iPad for 15 minutes • Practice Math Shelf on your iPad for 15 minutes 	
4/27/2020	<ul style="list-style-type: none"> • Reading: All about the letter F • Reading: All about the letter G • Bigger or Small • Learning position words • Practice SmartyAnts on your iPad for 15 minutes • Practice Math Shelf on your iPad for 15 minutes 	
4/28/2020	<ul style="list-style-type: none"> • Reading: All about the letter H • Reading: All about the letter I • What can paper clips measure? • Practice SmartyAnts on your iPad for 15 minutes • Practice Math Shelf on your iPad for 15 minutes 	


Reading

ALPHABET FUN All About the Letter A

Trace the dotted lines on the letter A. Then write your own A next to it! Repeat.



Write the letter a in the space below.



Circle all the letter a's in the words below.

at am
can and
an are

All these objects have the letter a in their name. Circle the a in the name, then color in the object.




bat



snail



cupcake



ant




cat

Reading


ALPHABET FUN
All About the Letter **B**



Trace the dotted lines on the letter **B**. Then write your own **B** next to it! Repeat.






Write the letter **b** in the space below.



Circle all the letter **b**'s in the words below.

be bat
bad best
lab cab

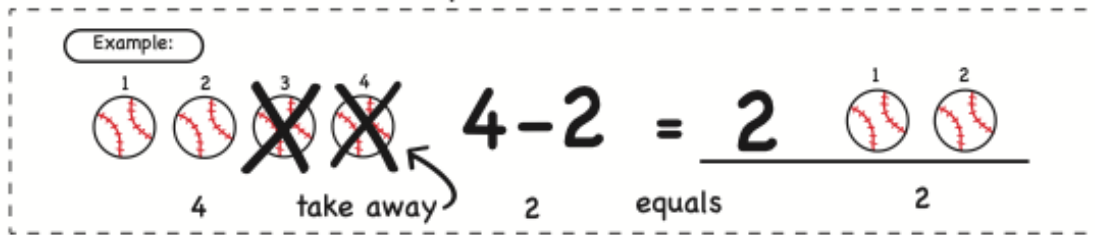
All these objects have the letter **b** in their name. Circle the **b** in the name, then color in the object.



Let's Practice Subtraction!

Count the pictures and subtract.

Example:



4 - 2 = 2

4 take away 2 equals 2

1 2 3 4 5 6 7 8 9 10



$3 - 2 = \underline{\quad}$



$5 - 1 = \underline{\quad}$



$4 - 3 = \underline{\quad}$



$3 - 3 = \underline{\quad}$



$5 - 3 = \underline{\quad}$



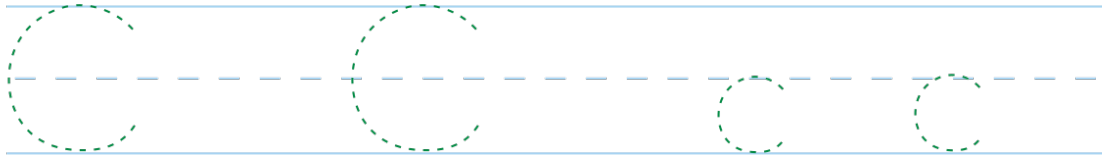
$4 - 1 = \underline{\quad}$

Reading


ALPHABET FUN
All About the Letter C



Trace the dotted lines on the letter C. Then write your own C next to it! Repeat.



Write the letter c in the space below.



at

Circle all the letter c's in the words below.

car

cup


cow

cake

cat

can

All these objects have the letter c in their name. Circle the c in the name, then color in the object.


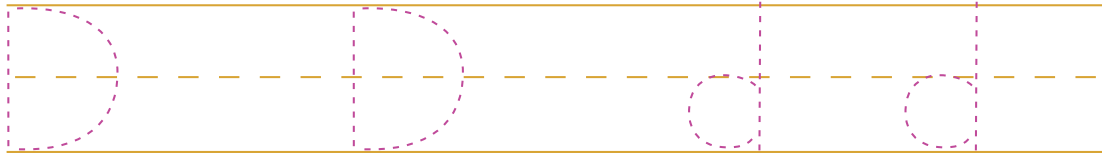


Reading

ALPHABET FUN
All About the Letter **D**



Trace the dotted lines on the letter **D**. Then write your own **D** next to it! Repeat.



Write the letter **d** in the space below.




o g

Circle all the letter **d**'s in the words below.

did deer
day lid
doll do


All these objects have the letter **d** in their name. Circle the **d** in the name, then color in the object.



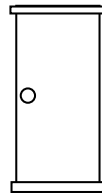
D



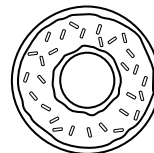
d



dog



door



donut












bird

Winter Addition

Look at the number of winter objects in the problems below and write the addition equation below it.

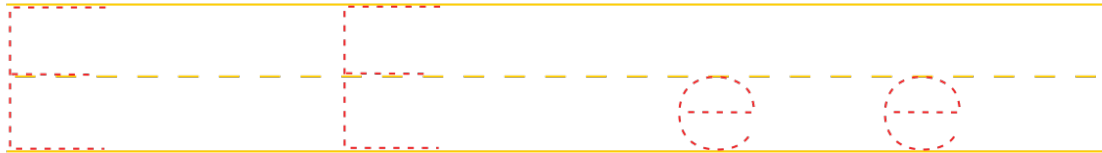


	+		=	
_____		_____		_____
	+		=	
_____		_____		_____
	+		=	
_____		_____		_____


Reading

ALPHABET FUN
All About the Letter **E**

Trace the dotted lines on the letter **E**. Then write your own **E** next to it! Repeat.



Write the letter **e** in the space below.



g g

Circle all the letter **e**'s in the words below.

egg

ear

me

see


her

eel

All these objects have the letter **e** in their name. Circle the **e** in the name, then color in the object.

E

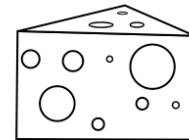
e



elephant




pen






cheese



SIMPLE ADDITION # 1


$$\begin{array}{r} 4 \\ + 1 \\ \hline \hline \hline \end{array}$$

Add the numbers in each box and write the answer below.


$$\begin{array}{r} 7 \\ + 1 \\ \hline \hline \hline \end{array}$$

$$\begin{array}{r} 5 \\ + 0 \\ \hline \hline \hline \end{array}$$

$$\begin{array}{r} 3 \\ + 1 \\ \hline \hline \hline \end{array}$$


Count and color 5 apples.


$$\begin{array}{r} 6 \\ + 0 \\ \hline \hline \hline \end{array}$$


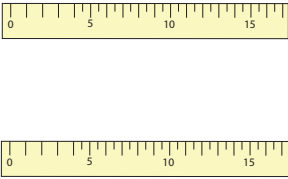
Long vs. Short

Look at the pictures below and answer the questions by circling the correct picture.


Whose hair is *shorter*?




Which ruler is *longer*?



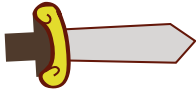
Which saw is *longer*?



Which necktie is *shorter*?



Draw a *longer* sword.



Draw a *longer* toothbrush.




Reading

ALPHABET FUN All About the Letter F

Trace the dotted lines on the letter **F**. Then write your own **F** next to it! Repeat.



Write the letter **f** in the space below.



i s h

Circle all the letter **f**'s in the words below.

first

for

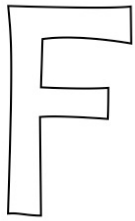
if

of


life

fall

All these objects have the letter **f** in their name. Circle the **f** in the name, then color in the object.




F



f



leaf



frog

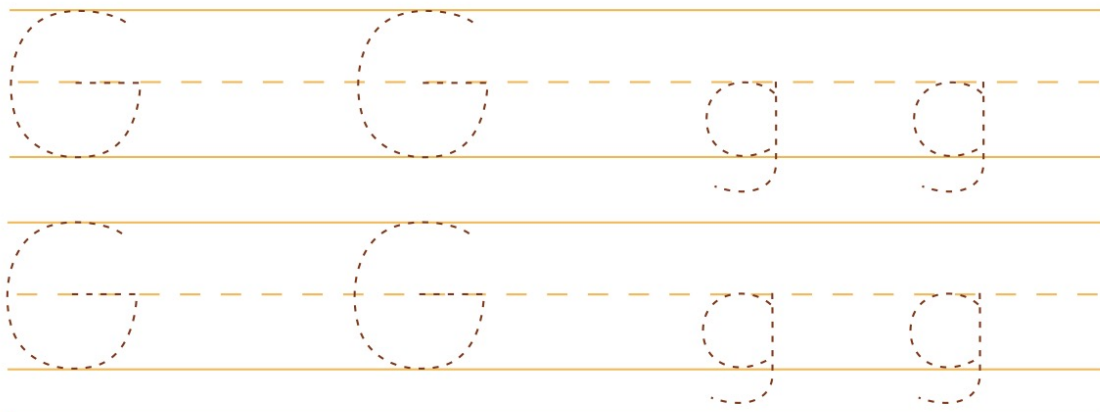


flower

Reading

ALPHABET FUN
All About the Letter **G**

Trace the dotted lines on the letter **G**. Then write your own **G** next to it! Repeat.



Write the letter **g** in the space below.



s | u

Circle all the letter **g**'s in the words below.

go bag
good green
got gum

All these objects have the letter **g** in their name. Circle the **g** in the name, then color in the object.




G



g



gift







grasshopper



ghost

Bigger or Smaller?

Look at the animals in each box,
and circle the one that is bigger!

Reading

ALPHABET FUN All About the Letter H

Trace the dotted lines on the letter **H**. Then write your own **H** next to it! Repeat.



Write the letter **h** in the space below.



a t

Circle all the letter **h**'s in the words below.

hot

her


he

with

here

how

All these objects have the letter **h** in their name. Circle the **h** in the name, then color in the object.



H

h



house



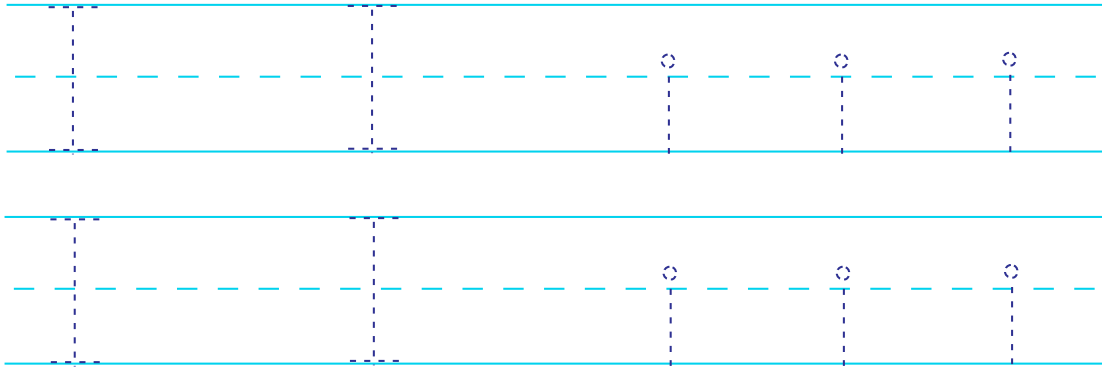
hippo

hills

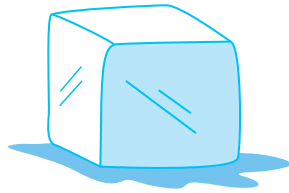
Reading

ALPHABET FUN All About the Letter I

Trace the dotted lines on the letter **I**. Then write your own **I** next to it! Repeat.



Write the letter **i** in the space below.



i **e**

Circle all the letter **i**'s in the words below.

into

him

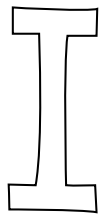
in

ivy

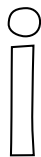
it

is

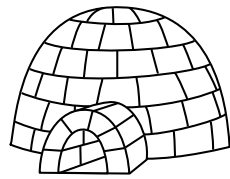
All these objects have the letter **i** in their name. Circle the **i** in the name, then color in the object.



I




i



igloo



**ice
cream**



island




WHAT CAN MY PAPER CLIPS MEASURE?

We can measure all sorts of things using paper clips! Let's try measuring some of the things around us. Stack the paper clips end to end to measure each real-life item around you. Write the number of paper clips that you used. Have a helper read the sentences with you!




My **foot** is

paper clips long.



The length of this
paper is _____
paper clips.



I used _____
paper clips to
measure my **pencil**.



A **book** measures
_____ paper clips.



The height of my **chair** is
_____ paper clips.