



Compton USD Learning Packet

Early Childhood Preschool

#5

Name _____



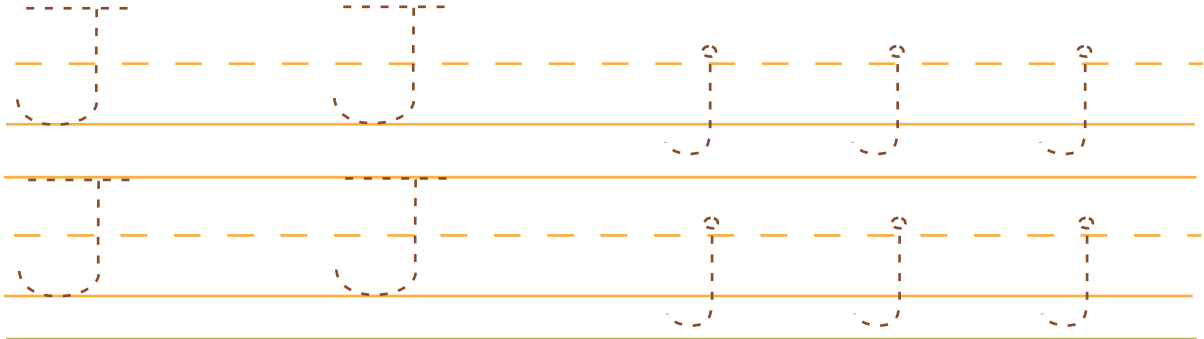
Learning Packet

Table of Content


Week 5: April 27- May 1st

Day		Date completed
4/27/2020	<ul style="list-style-type: none"> • Reading: All about the letter J • Reading: All about the letter k • How many shells can you find? • Practice SmartyAnts on your iPad for 15 minutes • Practice Math Shelf on your iPad for 15 minutes 	
4/28/2020	<ul style="list-style-type: none"> • Reading: All about the letter L • Reading: All about the letter M • Color the cupcakes and match the number! • Practice SmartyAnts on your iPad for 15 minutes • Practice Math Shelf on your iPad for 15 minutes 	
4/29/2020	<ul style="list-style-type: none"> • Reading: All about the letter N • Reading All about the letter O • How tall is each giraffe? • Practice SmartyAnts on your iPad for 15 minutes • Practice Math Shelf on your iPad for 15 minutes 	
4/30/2020	<ul style="list-style-type: none"> • Reading: All about the letter P • Reading: All about the letter Q • Color and compare, which one weights more? • Learning position words • Practice SmartyAnts on your iPad for 15 minutes • Practice Math Shelf on your iPad for 15 minutes 	
5/01/2020	<ul style="list-style-type: none"> • Reading: All about the letter R • Reading: All about the letter S • Color and compare each object? • Practice SmartyAnts on your iPad for 15 minutes • Practice Math Shelf on your iPad for 15 minutes 	

Trace the dotted lines then write your own J next to it! Repeat.



Write the letter **j** in the space below.




e t

Circle all the letter **j** in the words below.

joke **jog**
joy **jump**
jam **just**

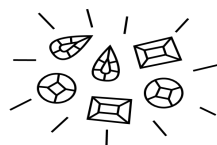
All these objects have the letter **j** in their name. Circle the **j** in the name, then color in the object.

Trace the dotted lines then write your own k next to it! Repeat.




J

j



jewels



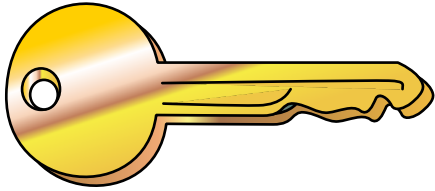
jellyfish



jam



Write the letter **k** in the space below.



— e y —

Circle all the letter **k**s in the words below.

look

knot

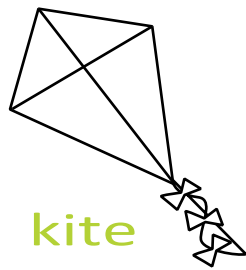
kit

keep


kind

cake

All these objects have the letter **k** in their name. Circle the **k** in the name, then color in the object.




kite



ko a la

How many sea shells can you find?



Trace the dotted lines on the letter then write your own L next to it! Repeat.



Write the letter **l** in the space below.



l i p s



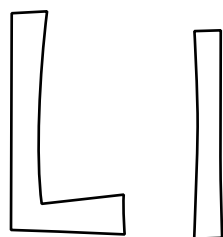
Circle all the letter **l**s in the words below.

leg jelly

play help

long live

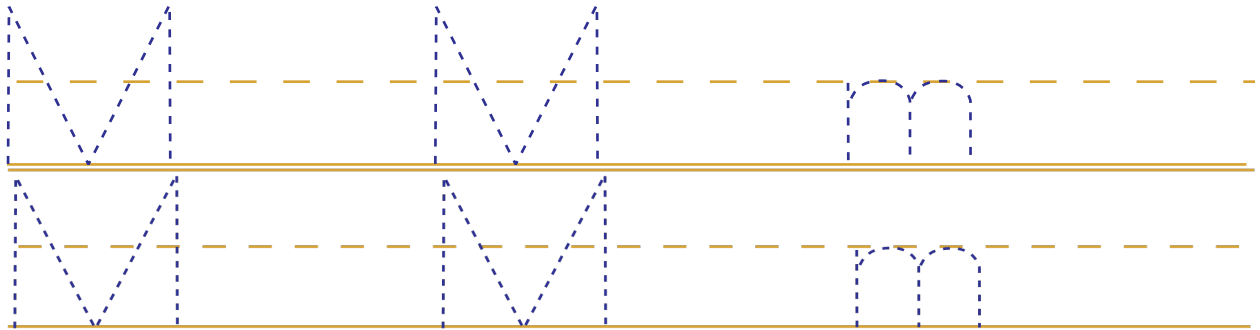
All these objects have the letter **l** in their name. Circle the **l** in the name, then color in the object.



ladybug

lollipop

Trace the dotted lines on the letter then write your own M next to it! Repeat.



Write the letter **m** in the space below.



Circle all the letter **m**'s in the words below.

my

map


me

him

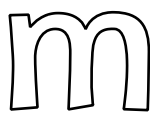
man

gum


All these objects have the letter **m** in their name. Circle the **m** in the name, then color in the object.



M




m



monster



mouse



mail

Color the Cupcakes and Match the Number!



•

•

1



•

•

4



•

•

3



•

•

5



•


•

2

Trace the dotted lines on the letter then write your own N next to it! Repeat.



Write the letter **n** in the space below.



 e s t

Circle all the letter **n**'s in the words below.

no

new

nice

not

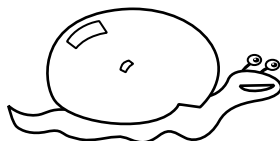
nine

now

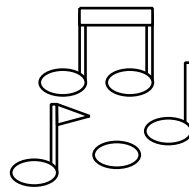
All these objects have the letter **n** in their name. Circle the **n** in the name, then color in the object.

N

n

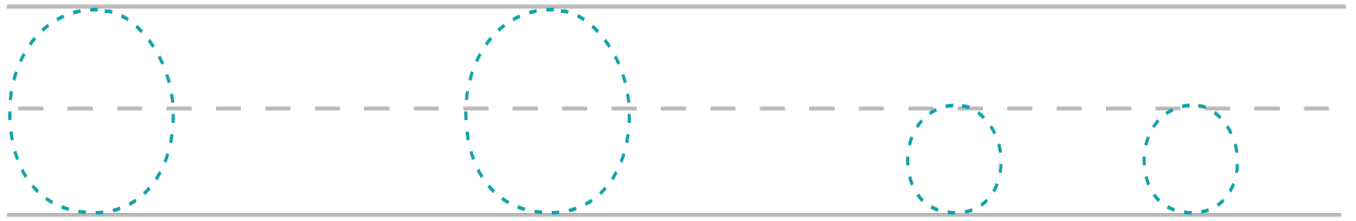


snail




newt

Trace the dotted lines on the letter then write your own O next to it! Repeat.



Write the letter **o** in the space below.



w

|

Circle all the letter **o**'s in the words below.

not

hot

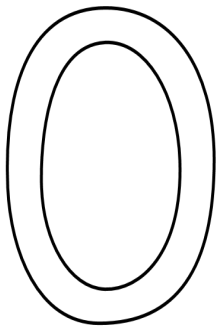
of

our

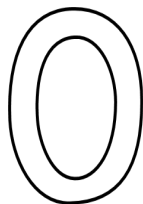
orange

out

All these objects have the letter **o** in their name. Circle the **o** in the name, then color in the object.




o




o



open

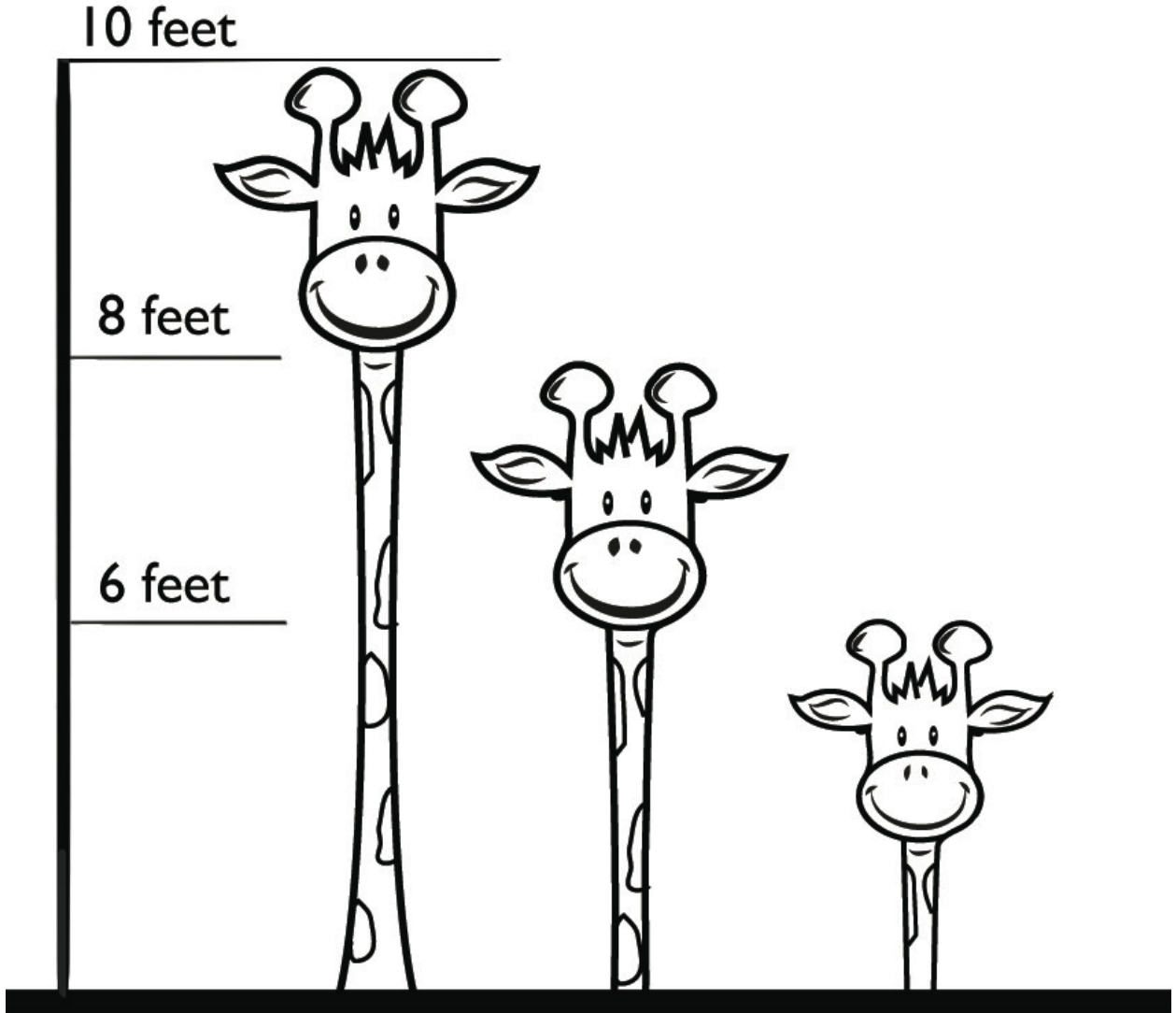


owl

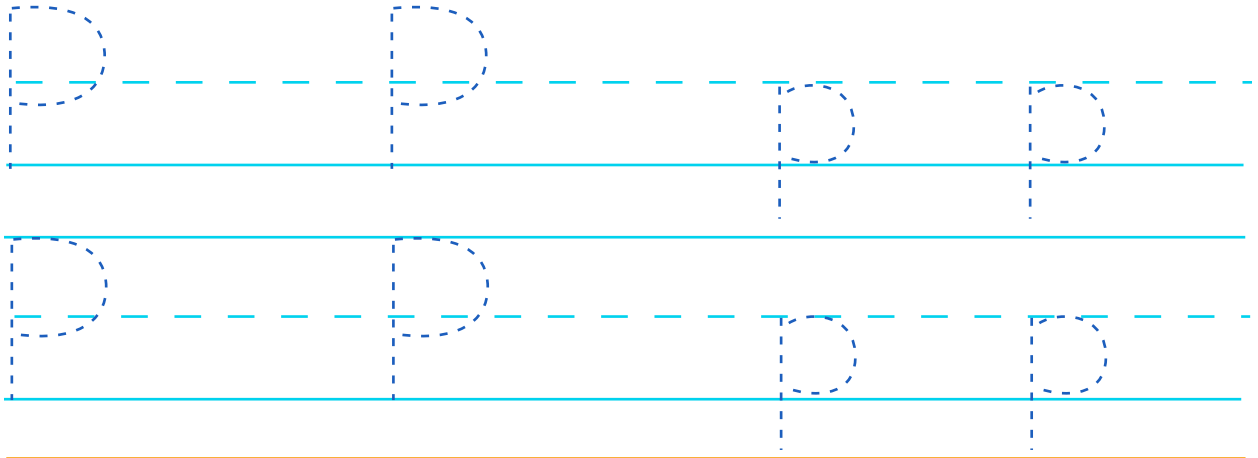


rose


How tall is each giraffe?



Trace the dotted lines on the letter then write your own P next to it! Repeat



Write the letter **p** in the space below.




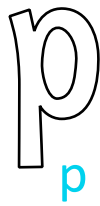



i g

Circle all the letter **p**s in the words below.

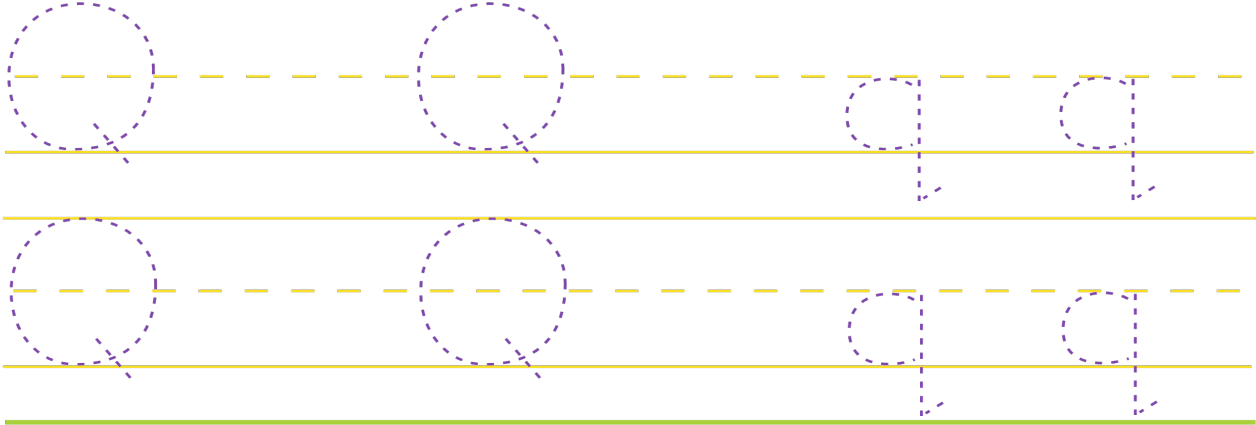
hop pot
please play
pan purple

All these objects have the letter **p** in their name. Circle the **p** in the name, then color in the object



Trace the dotted lines on the letter then write your own Q next to it! Repeat

Q



Write the letter **q** in the space below.



 quarter

Circle all the letter **q**'s in the words below.

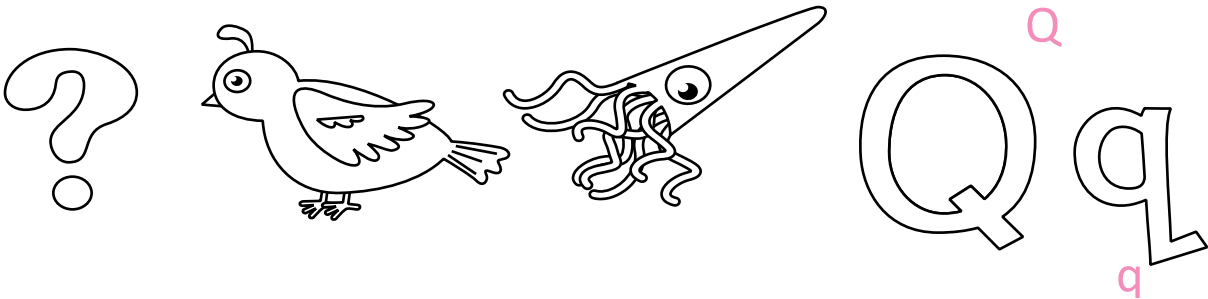
quack **quiz**
quit **quilt**
quiet **queen**

All these objects have the letter **q** in their name. Circle the **q** in the name, then color in the object.

Question mark

Quail

Squid

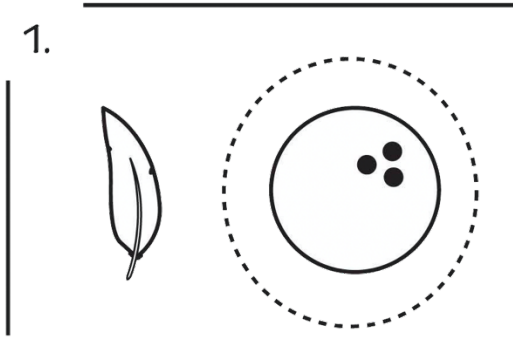


Name: _____ Date: _____


Color & Compare!

Color the objects and for each pair, circle which one weighs more.

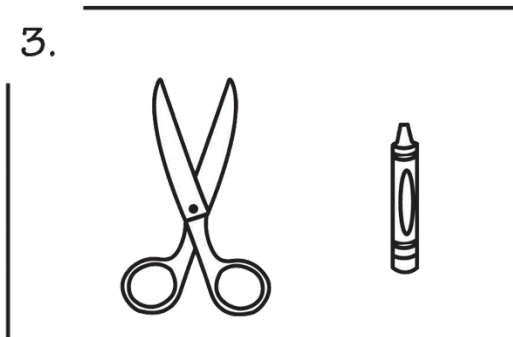
1.



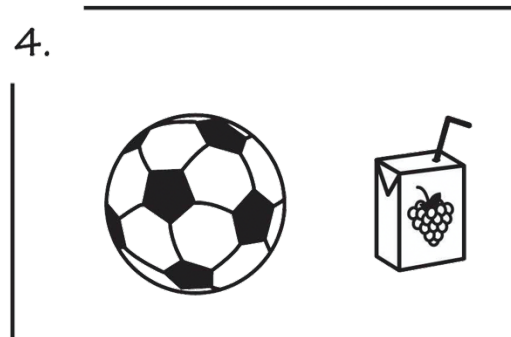
2.




3.




4.



5.




6.



Trace the dotted lines on the letter then write your own R next to it! Repeat



Write the letter **r** in the space below.



o b i n


Circle all the letter **r**s in the words below.

rat rock


for or

right rain

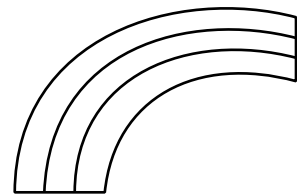
All these objects have the letter **r** in their name. Circle the **r** in the name, then color in the object.



stingray



rabbit



rainbow

Trace the dotted lines on the letter then write your own S next to it! Repeat



Write the letter in the space below.



u n


Circle all the letters in the words below.

see she

so saw

say said


All these objects have the letter s in their name. Circle the s in the name, then color in the object.




s




s



sun



sea star




snake

Name: _____ Date: _____

Color & Compare!

Color the objects and for each pair, circle which one weighs more.
Use the scale to help you choose.


1.




2.




3.



4.



5.



6.

