



Compton USD Learning Packet

Early Childhood Preschool

#6

Name _____



Learning Packet

Table of Content

Week 6: May 4- May 8

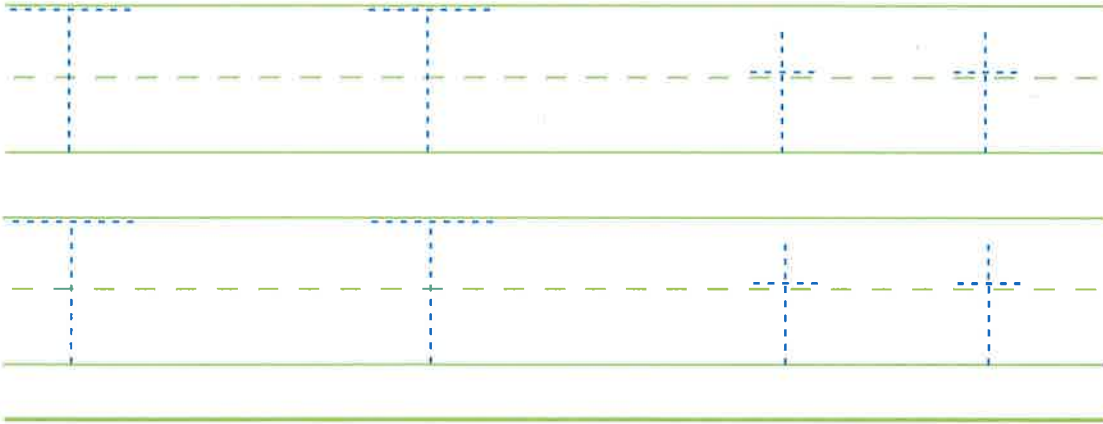
Day		Date completed
05/04/2020	<ul style="list-style-type: none"> • Reading: All about the letter T • Reading: All about the letter U • Circus Math • Practice SmartyAnts on your iPad for 15 minutes • Practice Math Shelf on your iPad for 15 minutes 	
05/05/2020	<ul style="list-style-type: none"> • Reading: All about the letter V • Reading: All about the letter W • How many are there? • Practice SmartyAnts on your iPad for 15 minutes • Practice Math Shelf on your iPad for 15 minutes 	
05/06/2020	<ul style="list-style-type: none"> • Reading: All about the letter X • Reading All about the letter Y • Shapes! • Practice SmartyAnts on your iPad for 15 minutes • Practice Math Shelf on your iPad for 15 minutes 	
05/07/2020	<ul style="list-style-type: none"> • Reading: All about the letter Z • Reading: Word family match • Count 'N Color • Practice SmartyAnts on your iPad for 15 minutes • Practice Math Shelf on your iPad for 15 minutes 	
5/08/2020	<ul style="list-style-type: none"> • Reading: Word family match • Reading: My word family book • Count the numbers of toys in each row. • Practice SmartyAnts on your iPad for 15 minutes • Practice Math Shelf on your iPad for 15 minutes 	

Reading


ALPHABET FUN
All About the Letter T



Trace the dotted lines on the letter T. Then write your own T next to it! Repeat.



Write the letter t in the space below.



r e e

Circle all the letter t's in the words below.

the

ten

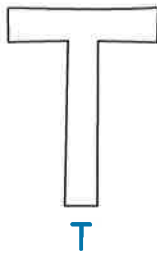
to

this


eat

that

All these objects have the letter t in their name. Circle the t in the name, then color in the object.



T



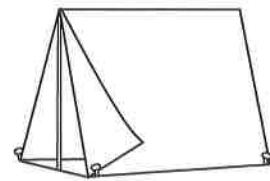
t



stop sign



monster

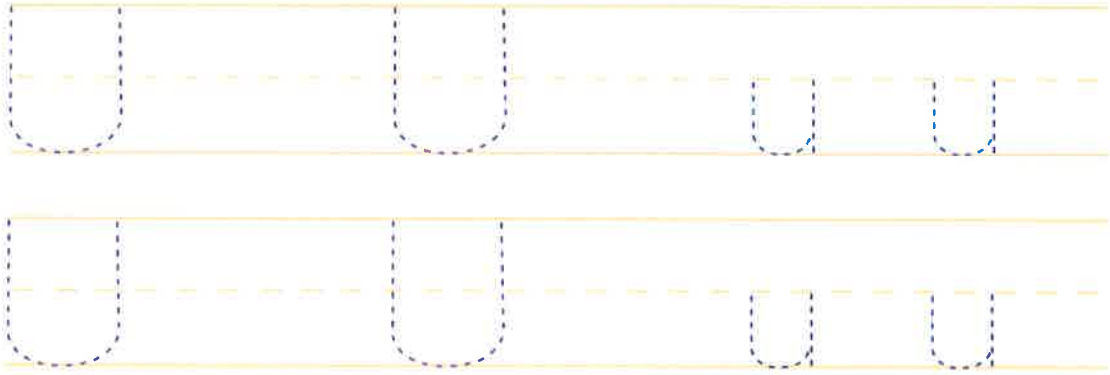


tent

Reading

ALPHABET FUN
All About the Letter U

Trace the dotted lines on the letter U. Then write your own U next to it! Repeat.



Write the letter u in the space below.

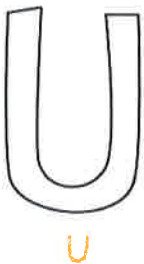


b _ g

Circle all the letter u's in the words below.

run up
cup use
plum luck

All these objects have the letter u in their name. Circle the u in the name, then color in the object.



mouse



umbrella



butterfly



Circus Math

How many of each picture do you see? Add them up and write the number in the box!

1




+

1




=

2




+

2



=

2



+

1

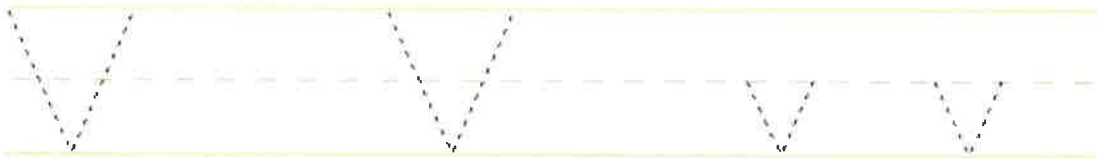


=


Reading



Trace the dotted lines on the letter V. Then write your own V next to it! Repeat.



Write the letter v in the space below.



_____ i n e

Circle all the letter v's in the words below.

very

give

have

vest

hive

every

All these objects have the letter v in their name. Circle the v in the name, then color in the object.



v



v



vase



five



vine

Reading


ALPHABET FUN
All About the Letter W



Trace the dotted lines on the letter W. Then write your own W next to it! Repeat.



Write the letter w in the space below.



h a l e

Circle all the letter w's in the words below.

we

who

why

with

what

cow

All these objects have the letter w in their name. Circle the w in the name, then color in the object.




w



w



wand




whale



bow

How Many Are There?

Add together the trees
and write down how many there are!

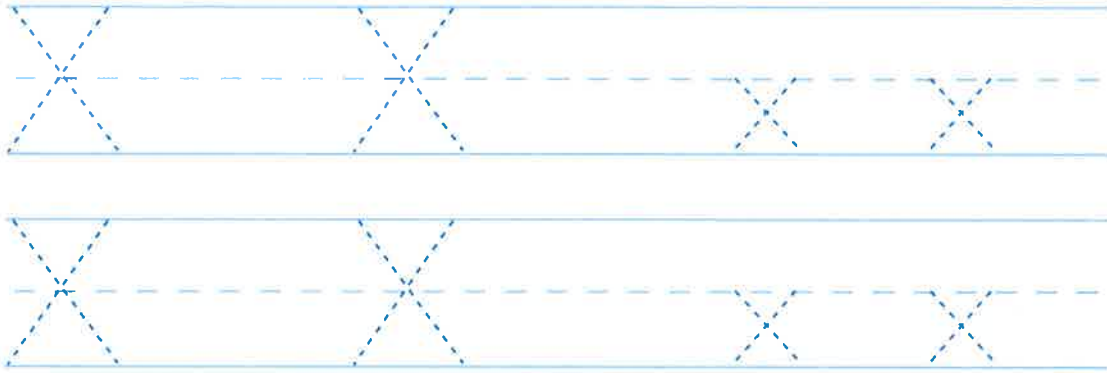


Reading


ALPHABET FUN
All About the Letter X



Trace the dotted lines on the letter X. Then write your own X next to it! Repeat.



Write the letter x in the space below.

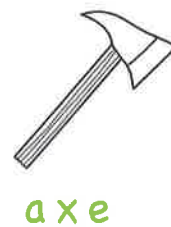

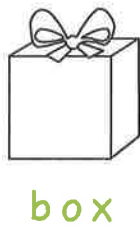
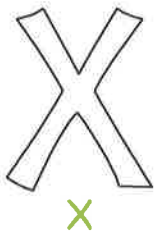


f o _

Circle all the letter x's in the words below.

x-ray exit
next ox
axis text

All these objects have the letter x in their name. Circle the x in the name, then color in the object.



Reading

ALPHABET FUN
All About the Letter Y



Trace the dotted lines on the letter Y. Then write your own Y next to it! Repeat.



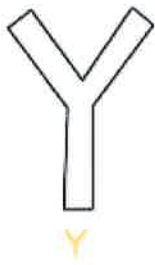
Write the letter y in the space below.



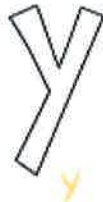
Circle all the letter y's in the words below.

yarn your
why year
you yes

All these objects have the letter y in their name. Circle the y in the name, then color in the object.



Y




y



eye



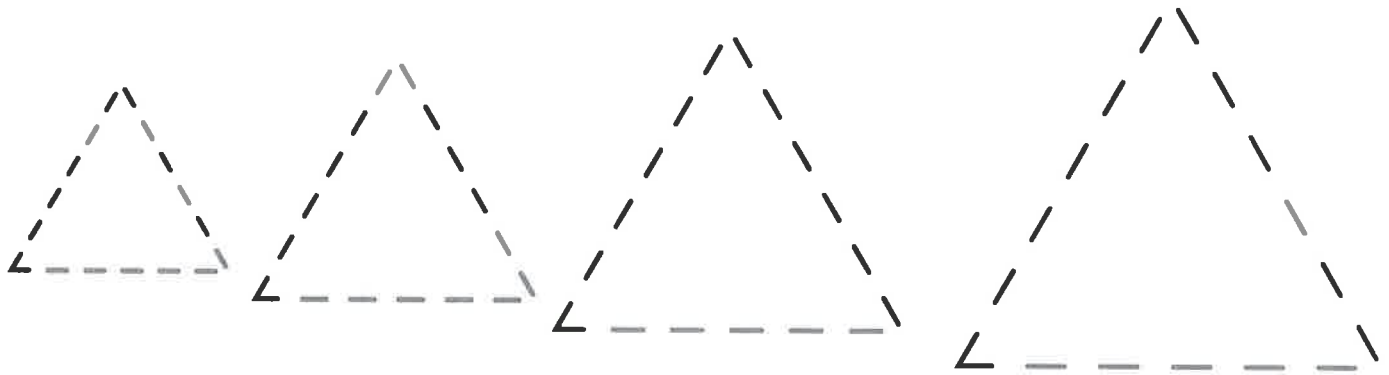
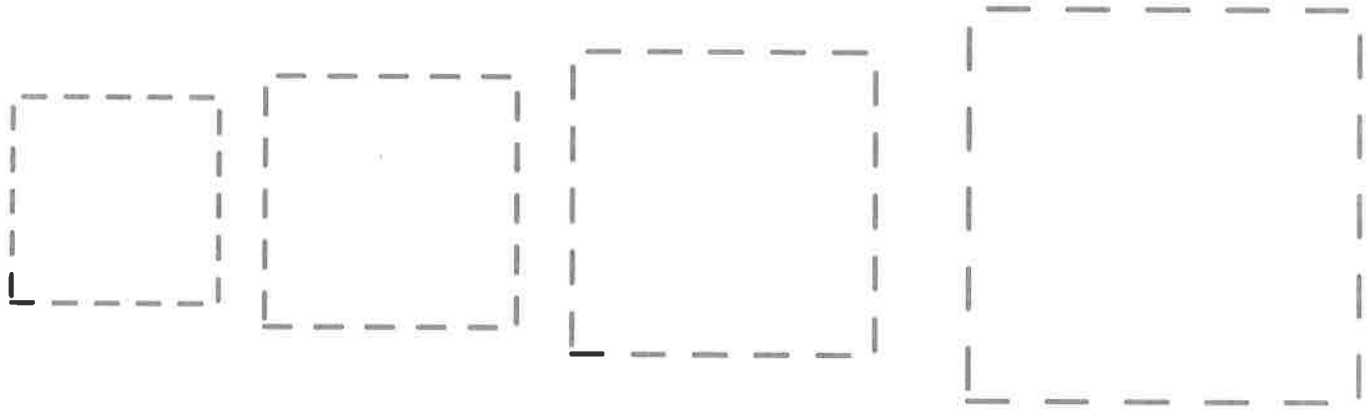
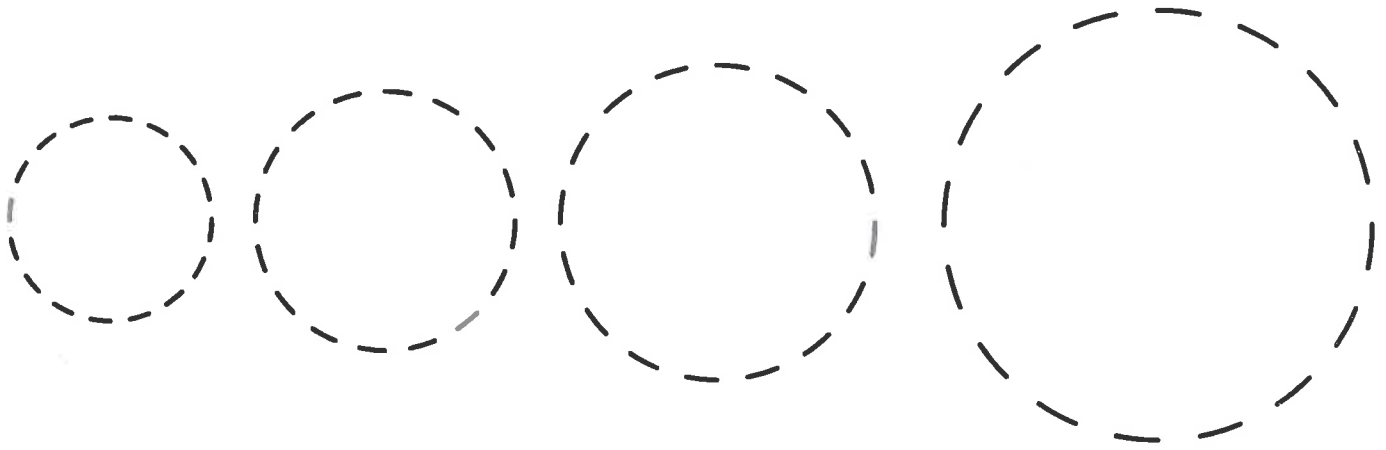
fly



yo-yo

Shapes!

Practice tracing the shapes. Then color them all in.

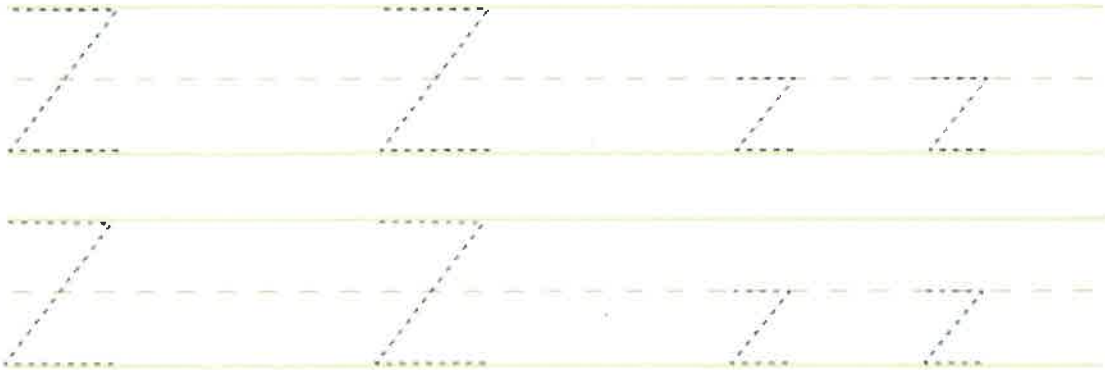


Reading


ALPHABET FUN
All About the Letter Z



Trace the dotted lines on the letter Z. Then write your own Z next to it! Repeat.



Write the letter z in the space below.



l i a r d

Circle all the letter z's in the words below.

size

zoom

zebra

maze

zoo

zipper

All these objects have the letter z in their name. Circle the z in the name, then color in the object.



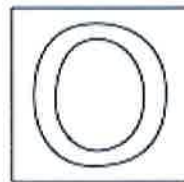
z



z



zinnia



zero



lizard

Word Family Match

Draw a line connecting the two words that are in the same word family.

hit




big

pet


met

mat



sit

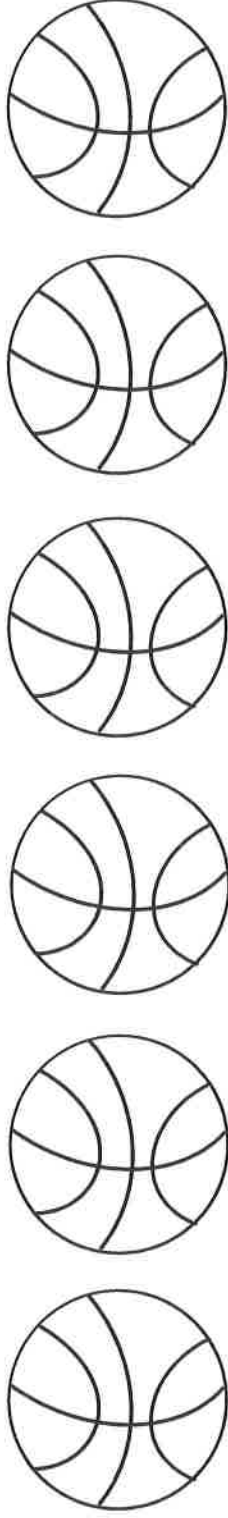
got



Count 'N Color

Color the correct number of objects shown

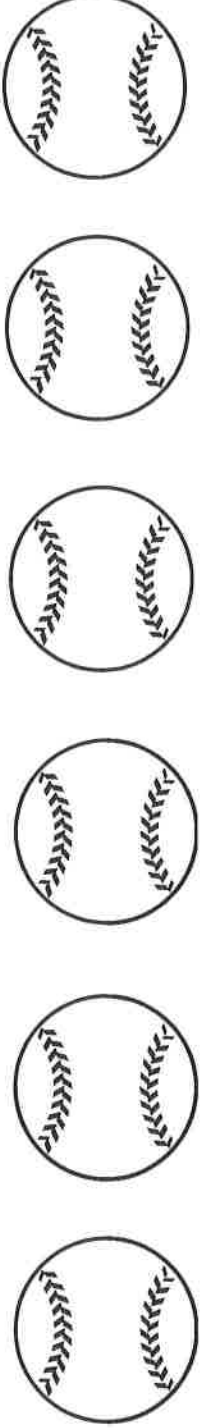
5



3



4



Word Family Match

Draw a line connecting the two words that are in the same word family.



dot



pit

dig



wig

wet



hot

Name: _____ Date: _____

My Word Family Book

_____ 's

Word Family

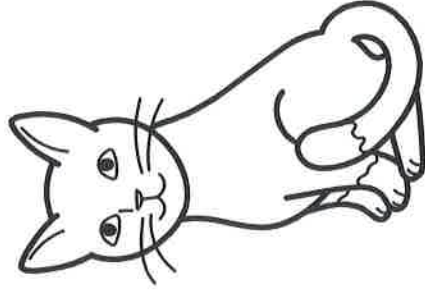
Book

1.



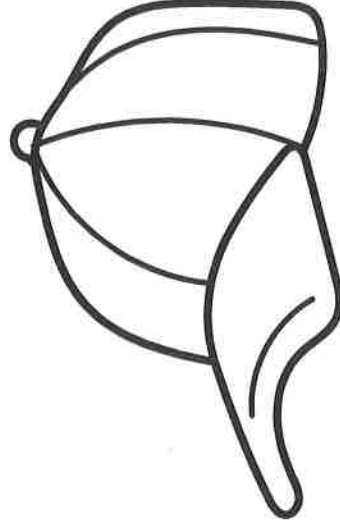
_____ at

2.



_____ at

3.



_____ at

4.

Color in the pictures and fill in the blank spaces. Then, have an adult help you cut out the pages and staple your book together.

Count the number of toys in each row. Write how many there are.

