



# Compton USD Learning Packet

Early Childhood  
Preschool

#7

Name \_\_\_\_\_



## Learning Packet


### Table of Content

Week 7: May11- May 15


Day		Date completed
5/11/2020	<ul style="list-style-type: none"> <li>• Gone Fishing</li> <li>• Word Family "EST"</li> <li>• Rhyme Time</li> <li>• Counting: Parrots</li> <li>• Practice SmartyAnts on your iPad for 15 minutes</li> <li>• Practice Math Shelf on your iPad for 15 minutes</li> </ul>	
5/12/2020	<ul style="list-style-type: none"> <li>• Sound it Out</li> <li>• Word Family 'EEP"</li> <li>• My Rhyming Book</li> <li>• Counting: Hippos</li> <li>• Practice SmartyAnts on your iPad for 15 minutes</li> <li>• Practice Math Shelf on your iPad for 15 minutes</li> </ul>	
5/13/2020	<ul style="list-style-type: none"> <li>• Make More Words</li> <li>• My Rhyming Book</li> <li>• Words That End with- EN</li> <li>• Counting Butterflies</li> <li>• Practice Smartyants on your iPad for 15 minutes</li> <li>• Practice Math Shelf on your iPad for 15 minutes</li> </ul>	
5/14/2020	<ul style="list-style-type: none"> <li>• Words with -an</li> <li>• Words with "UB"</li> <li>• Make a Shape Picture</li> <li>• Balanced</li> <li>• Practice SmartyAnts on your iPad for 15 minutes</li> <li>• Practice Math Shelf on your iPad for 15 minutes</li> </ul>	
5/15/2020	<ul style="list-style-type: none"> <li>• Phonics; 'IG" Words</li> <li>• My Rhyming Book</li> <li>• Phonics "OG" Words</li> <li>• Counting</li> <li>• Practice SmartyAnts on your iPad for 15 minutes</li> <li>• Practice Math Shelf on your iPad for 15 minutes</li> </ul>	

# Gone Fishing

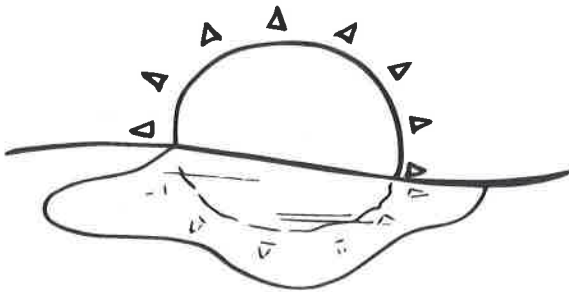

Say the name of each picture to find out the beginning sound.  
Then choose from one of the two missing letters, and write the missing letter to complete the word.




c h




l j



r s



v n



Name: \_\_\_\_\_

Date: \_\_\_\_\_

# Word Family "EST"

Cut out the beginning letters at the bottom of the page. Then, paste them to complete a word that matches each picture.

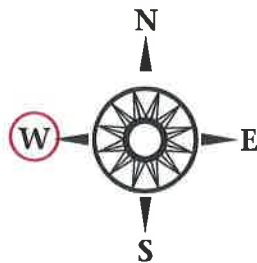
est




est



est



est



est






est



w n v  
t ch r


# RHYME TIME

Rhymes are words that sound alike. Help Madison find all of the objects below that rhyme with the word *cat*.






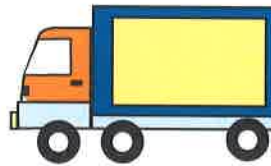

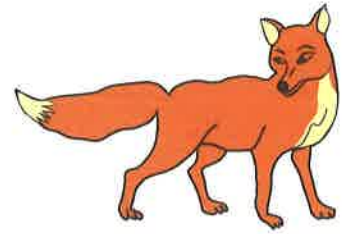
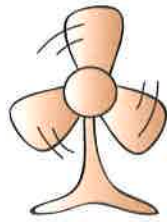

# Cut-and-Paste Counting: Parrots

These treetops are missing parrots. Cut out each parrot below and paste them onto the treetops to match the numbers written.



# Sound it Out

Say each word. Listen to the beginning sound. One word sounds different from the others. Can you find it?



Name: \_\_\_\_\_

Date: \_\_\_\_\_


# Word Family "EEP"

Cut out the beginning letters at the bottom of the page. Then, paste them to complete a word that matches each picture.

eep



eep




eep




eep




eep



eep



eep



eep



sw j sl ch  
d sh w st




# My Rhyming Book

Color in the pictures and fill in the blank spaces.  
Then, have an adult help you cut out the pages and staple your book together.

\_\_\_\_\_ 's


## Rhyming Book

1.




\_\_\_\_\_ ock

2.



\_\_\_\_\_ ock

3.







\_\_\_\_\_ lock

4.

# Cut-and-Paste Counting: Hippos

These lakes are missing hippos. Cut out each hippo below and paste it into the lake to match the number written.



Name \_\_\_\_\_

Date \_\_\_\_\_

# Make More Words

Write **b** or **c** to make the word.

Have kids say the name of each picture and listen for the beginning sound.

Then have them complete the word under each picture by writing the letter **b** or **c**.  
Encourage them to read the words aloud after they complete them.



\_\_\_\_\_  
c up



\_\_\_\_\_  
at



\_\_\_\_\_  
ed



\_\_\_\_\_  
ox

# My Rhyming Book


Color in the pictures and fill in the blank spaces.

Then, have an adult help you cut out the pages and staple your book together.

\_\_\_\_\_ 's

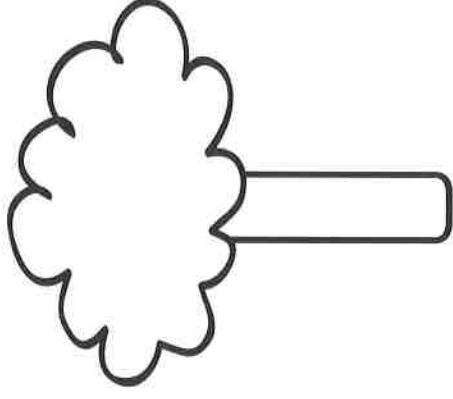
## Rhyming Book

1.




\_\_\_\_\_ ee

2.



\_\_\_\_\_ ree

3.




\_\_\_\_\_ hree

4.

Name: \_\_\_\_\_

Date: \_\_\_\_\_


## Words That End with -EN



OVEN



CHILDREN



HEN

Circle the 'en' in each word below.

oven

children

hen

Trace the letters.

oven

hen

ten


# Cut-and-Paste Counting: Butterflies

These flowers are missing butterflies. Cut out each butterfly below and paste it into the flower to match the number written.


5



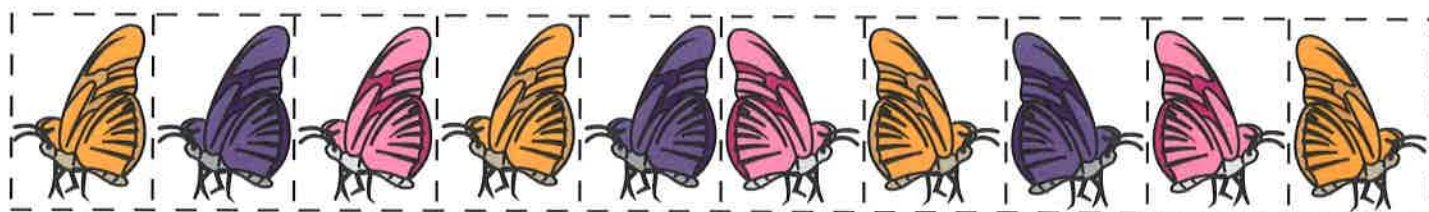

1



9



10



Name: \_\_\_\_\_

Date: \_\_\_\_\_

## Words with -an

Trace the letters. Then match up the words with the image.



can

fan

pan

man

van

ran


tan

Name: \_\_\_\_\_

Date: \_\_\_\_\_

# Words with "UB"

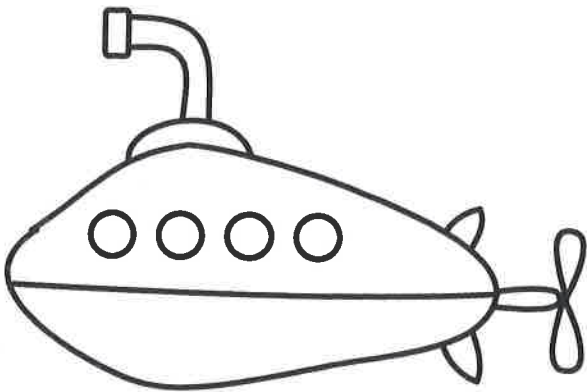
Trace the words. Then, color the pictures!




cub



rub



sub

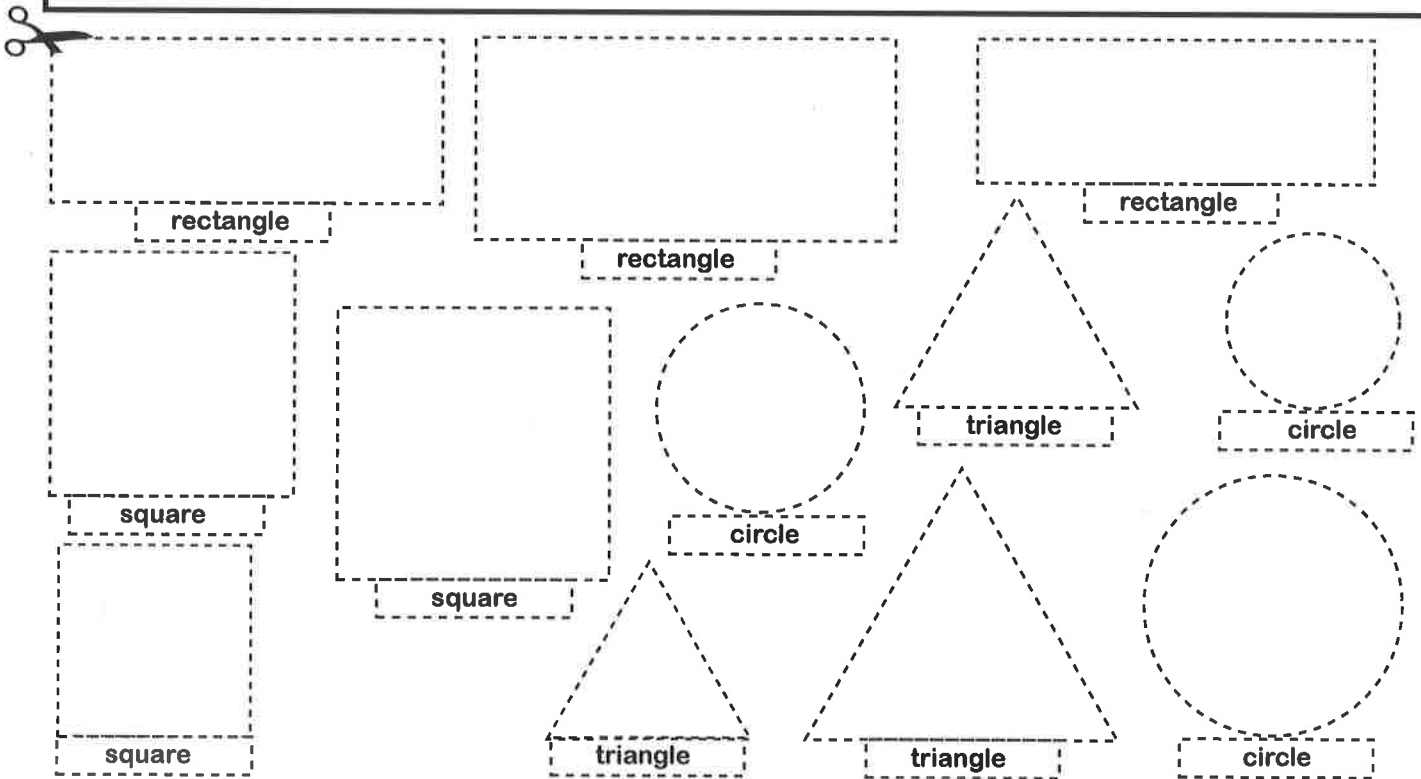



tub





# Make a Shape Picture

Cut out the shapes and use them to create your own shape picture. Label your shapes when you are finished.



# Balanced

These silly monkeys are trying to balance themselves in the jungle trees. To do this, they need to be holding the same number of bananas in each hand. How many more bananas does each monkey need?



Name: \_\_\_\_\_

Date: \_\_\_\_\_

# Phonics: "IG" Words

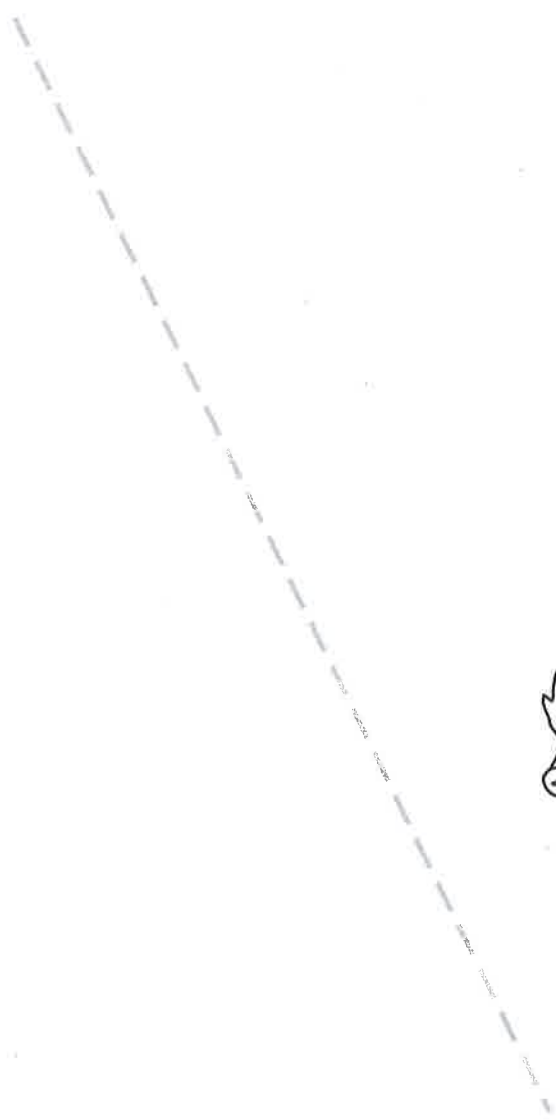

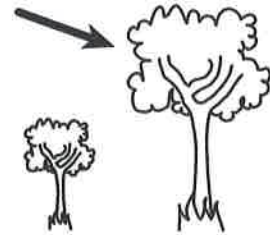

Trace the letter. Then, draw a line to the matching picture.

dig

wig

pig

big



# My Rhyming Book

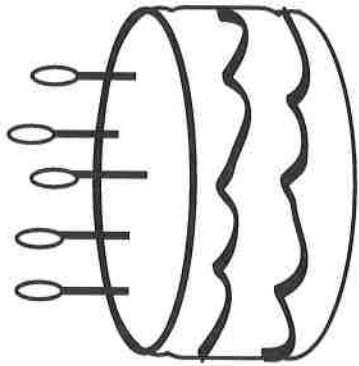
Color in the pictures and fill in the blank spaces.

Then, have an adult help you cut out the pages and staple your book together.

\_\_\_\_\_ 's


## Rhyming Book

1.



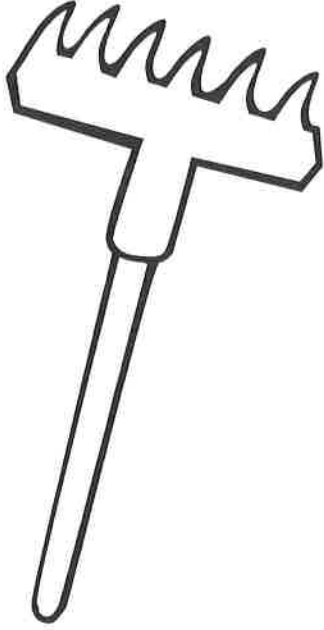
\_\_\_\_\_ ake

2.



\_\_\_\_\_ nake

3.



\_\_\_\_\_ ake

4.



Name: \_\_\_\_\_

Date: \_\_\_\_\_

# Phonics: "OG" Words


Trace the letters to spell the words. Then, read the words aloud!

dog



log

frog



# Counting

The animals have been walking all over the jungle.  
Count the prints and then write how many you see of each type.



 Paw Print

\_\_\_\_\_

-----

\_\_\_\_\_

 Hoof Print

\_\_\_\_\_

-----

\_\_\_\_\_

 Bird Print

\_\_\_\_\_

-----

\_\_\_\_\_