



Compton USD Learning Packet #8

First Grade

Name _____

1st Grade Learning Packet

TABLE OF CONTENTS

Week 9

Day	Lesson	Date Completed
1	Phonics: Variant Vowel/ô/; High Frequency Words Vocabulary	
	Use Place Value to Compare Numbers	
	Social Studies: The Flag	
2	Read "Coaches" and answer the questions.	
	Ways to Expand Numbers	
	Social Studies: Bald Eagle	
3	Vocabulary Strategy: Antonyms; Phonics: Variant Vowel/ô/ Structural Analysis: Vowel Team Syllables; Text Feature: Sensory Words	
	On Your Own pg. 228	
	Social Studies: Statue of Liberty	
4	Spelling: Variant Vowel/ô/ pages 132-135	
	Checkpoint #1-4	
	Social Studies: The Liberty Bell	
5	Grammar: Possessive Pronouns pages 131-134	
	Checkpoint #5-13	
	Social Studies: Memorial Day	

Recommended Online Usage	
<input type="checkbox"/> I-Ready Reading - 45 minutes per week	<input type="checkbox"/> I-Ready Math - 45 minutes per week
<input type="checkbox"/> Imagine Learning for English Learners - 90 minutes per week	<input type="checkbox"/> Dreambox - 90 minutes per week

Name _____

The sound you hear at the end of **draw** can be spelled with the letter **a** and the letters **aw**, **au**, **augh**, and **al**.

mall**lawn****fault****taught****talk**

Look at the picture. Read the word that names the picture. Then circle the word with the same sound-spelling.

**crawl**

paw

pat

**call**


fall

far

**sauce**


race

haul

**walk**

chalk

sack

**claw**

clam

saw

Name _____

Circle the word or words that complete the sentence. Write each word.

brother father friend love mother picture

1. My _____ Liz likes to read.

picture friend



2. I _____ to run around the park.

mother love



3. I smiled for my class _____.

picture father



4. My _____ and _____ are here.

father love picture mother



5. Paul's _____ is as tall as he is.

brother love



Name _____

accept: If you **accept** something, you take it or agree to it.

often: If you do something **often**, you do it a lot.

A. Use a vocabulary word from the box to finish each sentence.

accept often



1. Curt _____ rides his bike to school.

2. Ben is going to _____
the award from the mayor.



B. Draw a picture of something you do often.

3.

Name _____

Use Place Value to Compare Numbers

Essential Question How can you use place value to compare two numbers?

Model and Draw

Use these symbols to compare numbers.

- > is greater than
- < is less than
- = is equal to

45

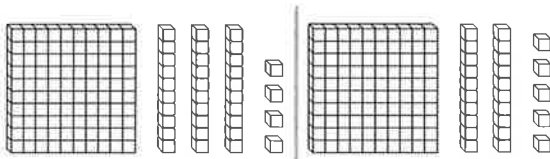


46

I want to eat the greater number.

$45 < 46$
45 is less than 46.

Compare 134 and 125.



First compare hundreds.

One hundred is equal to one hundred.

$$100 = 100$$

If the hundreds are equal, compare the tens. 30 is greater than 20.

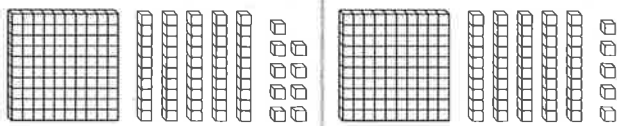
$$134 > 125$$

Share and Show



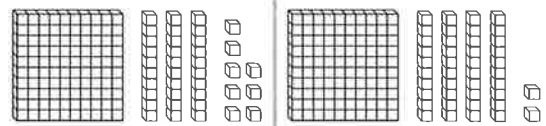
Write the numbers and compare. Write >, <, or =.

1.



59 > 55

2.



___ ○ ___

Compare the numbers using >, <, or =.

3. 187 ○ 168

4. 165 ○ 159

5. 127 ○ 141

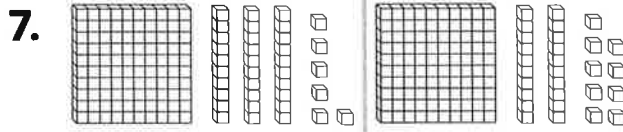
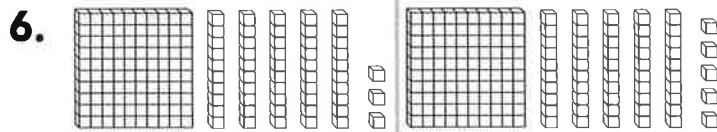


Math Talk Compare 173 and 177. Did you have to compare all the digits? Why or why not?

On Your Own



Write the numbers. Compare. Write $>$, $<$, or $=$.



_____ ○ _____

_____ ○ _____

Compare the numbers using $>$, $<$, or $=$.

8. 143 ○ 143

9. 162 ○ 157

10. 185 ○ 188

11. 124 ○ 129

12. 189 ○ 195

13. 135 ○ 135

14. 173 ○ 164

15. 123 ○ 117

16. 118 ○ 131

17. 155 ○ 145

18. 181 ○ 181

19. 192 ○ 179

20. 122 ○ 129

21. 166 ○ 177

22. 154 ○ 154

Problem Solving



23. Antonio is thinking of a number between 100 and 199. It has 1 hundred, 3 tens, and 6 ones. Kim is thinking of a number between 100 and 199. It has 1 hundred, 6 tens, and 3 ones. Who is thinking of a greater number?

Draw or write to explain.


_____ is thinking of a greater number.



TAKE HOME ACTIVITY • Choose two numbers between 100 and 199 and have your child explain which number is greater.

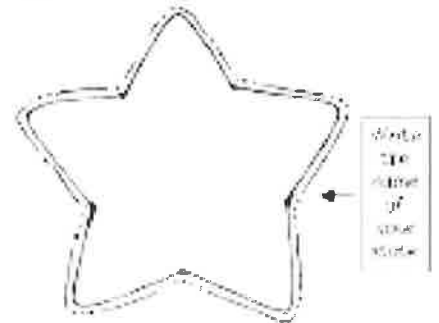
Name _____

The Flag



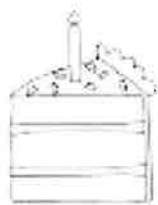
Our flag is made of fabric. It stands for America and freedom. There are 50 stars on our flag. Each star on the flag is a symbol for a state. The colors on the flag are symbols too.

Red is a symbol of courage.
White is a symbol of making good choices.
Blue is a symbol of justice.



Our flag was first chosen on June 14, 1777. Each year we celebrate the flag's birthday on Flag Day.


17 words



When is the flag's birthdate?

_____, _____, 17____

Color and match



● making good choices



● justice



● courage

Coaches



Ariel Skelley/Blend Images LLC

Because coaches love the sport, they help us love it, too! Coaching is a great job!

④



BananaStock/Getty

Coaches have a fun job. They help us learn to play a sport. They teach the rules.

①



BananaStock/Alamy

Coaches show players how to throw and hit a ball. They show players how to run fast.

2



Comstock Images/Getty Images

Coaches help all players work together. This makes a good team.

3

Name _____

A. Reread "Coaches." Follow the directions.

1. Why did the author write "Coaches"? Fill in the bubble.

- to tell what coaches do
- to tell about how to play soccer

2. Circle the words from the story that tell you what coaches show players.

throw run fast good

read sleep rules

3. What makes a good team?
Fill in the bubble.

- They like to lose.
- They work together.



Ariel Skelley/Blend Images LLC

4. How do coaches feel about the sport? Fill in the bubble.

- Coaches love to play and teach the sport.
- Coaches do not like to win at the sport.

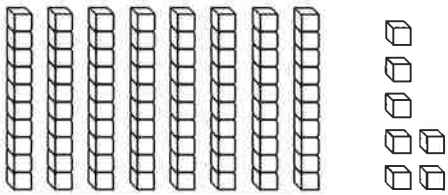
**B. Work with a partner. Read the passage aloud.
Pay attention to intonation. Stop after one minute.
Fill out the chart.**

	Words Read	–	Number of Errors	=	Words Correct Score
First Read		–		=	
Second Read		–		=	

Name _____

Algebra • Ways to Expand Numbers**Essential Question** How can you write a two-digit number in different ways?**Model and Draw**

There are different ways to think about a number.

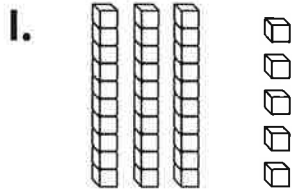


$$\begin{array}{r} 8 \text{ tens } 7 \text{ ones} \\ \underline{80} + \underline{7} \\ 87 \end{array}$$

8 tens and 7 ones
is the same as
80 plus 7.**Share and Show**

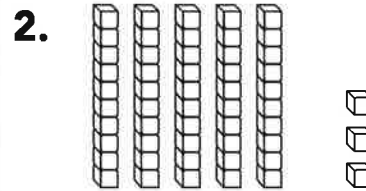
Write how many tens and ones.

Write the number in two different ways.



_____ tens _____ ones

_____ + _____



_____ tens _____ ones

_____ + _____

**Math Talk** Does the 7 in this number show 7 or 70? Explain.

Name _____

Common Core: I can read informational text.
Social Studies: I know about American Symbols.

Bald Eagle



The bald eagle is the national bird of the United States. It was chosen because it has a long life, majestic looks and great strength.

Bald eagles are on paper money, gold coins, silver dollars, and quarters. Bald Eagles only live in North America.

Bald eagles are not really bald. The feathers on top of their heads are white. They have white tails, dark brown bodies, and yellow bills. The nests of bald eagles can be seven or eight feet across. They usually build their nests in tall trees.

look for the answer ↑

The bald eagle is our national _____ .

Bald eagles only live in _____ .

The feathers on their heads are _____ .

Name _____

Words with opposite meanings are called **antonyms**.
An antonym for **new** is **old**.

Read each sentence. Circle the word that has the opposite meaning of the bold word.


1. Mike is getting a book **now**.

soon later



2. Jimmy did **better** on his test.

worse best



3. The ride was very **loud**.

noisy quiet



4. Paul **always** plays baseball on Fridays.

usually never



Name _____

The sound at the end of draw can be spelled with the letter a and the letters aw, au, augh, and al.

malllawnfaulttaughttalk


Read the word. Underline the letters that make the sound you hear at the end of draw. Write the same spelling to make the word that names the picture.

1. claw



y _____ n

2. taught



c _____ t

3. call



b _____ ll

4. sauce



h _____ l

5. talk



w _____ k

Name _____

Vowel teams are two letters in a word that stand for one vowel sound. The underlined letters in these words are examples of vowel teams.

heat hood stay out boy saw

Vowel teams stay together in the same syllable.

oat/meal

row/ing

A. Circle the word that has a vowel team.

- | | | | |
|---------|------|---------|------|
| 1. wait | wind | 3. cat | coat |
| 2. bag | book | 4. each | egg |

B. Look for the vowel teams ai, ow, oo, or ea. Underline each vowel team. Then draw a line between the syllables.


5. rainbow

6. looking

7. teapot

Name _____


Sensory words are words that tell what something looks, smells, feels, tastes, or sounds like. Sensory words help readers picture details.



Example: The **fluffy** clouds float in the sky.


Circle the sensory word a writer could use to tell about each picture.

1.




loud small

2.



bright dark

3.



sweet noisy

4.



cold yummy

5.



dry wet

6.

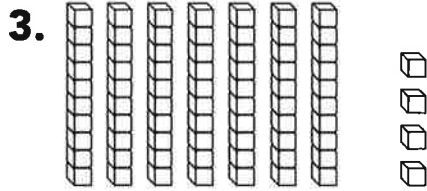


stormy sunny

On Your Own

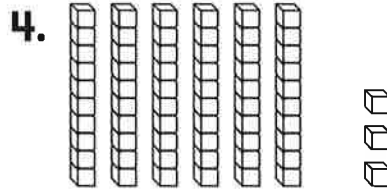
Write how many tens and ones.

Write the number in two different ways.



_____ tens _____ ones

_____ + _____



_____ tens _____ ones

_____ + _____

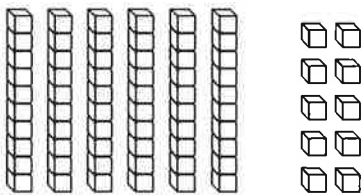
Problem Solving



5. Draw the same number using only tens.

Write how many tens and ones.

Write the number in two different ways.



_____ tens _____ ones

_____ + _____

_____ tens _____ ones

_____ + _____



TAKE HOME ACTIVITY • Write a two-digit number to 99.
Ask your child to write how many tens and ones and then write the number a different way.

Name _____

Statue of Liberty

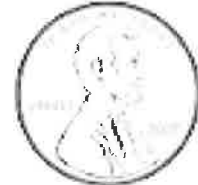


This lady stands in New York Harbor. She is as tall as a skyscraper. She is 151 feet tall. She stands for freedom.

She was a gift for America's 100th birthday. The people of France gave her to us. Lady Liberty was made by Frederic Bartholdi.

She is made of copper like a penny.
She is not brown like a penny.
The Statue of Liberty is old.
Copper turns green when it is old.

Lightly color the penny brown.



Now add green patches.
The green is called patina.
Green copper is old copper!

look for the answer ↑

© Words

The statue is made of _____

She was a gift from _____

She is _____ feet tall.



Name _____

haul
paw

cause
dawn

saw
love

claw
friend

Write the spelling words that have 3 letters.

1. _____

2. _____

Write the spelling words that have 4 letters.

3. _____

5. _____

4. _____

6. _____

Write the spelling word that has 5 letters.

7. _____

Write the spelling word that has 6 letters.

8. _____

Name _____

haul	cause	saw	claw
paw	dawn	love	friend

A. Read the spelling words in the box. Fill in the blanks below with spelling words that match each spelling pattern.

aw

au

1. _____

2. _____

3. _____

4. _____

5. _____

6. _____

B. Write the spelling word that begins with l.

7. _____

Write the spelling word that ends with nd.

8. _____

Name _____

haul

cause

saw

claw

paw

dawn

moon

soup

love

friend

Write a word from the box to complete the sentence.


1. The sun rises at _____.



2. Max gives me his _____.




3. I walk with my _____.



4. Who will _____ the trash away?



5. I _____ a pig at the farm.



Copyright © The McGraw-Hill Companies, Inc.

Name _____

haul

cause

saw

claw

paw

dawn

moon

soup

love

friend

Look at each set of words. One word in each set is spelled correctly. Fill in the circle in front of that word.

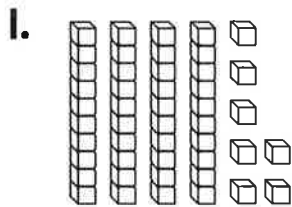
1. sawe2. soup sau soop saw sewp3. cawse4. doun cause daun cose dawn5. lov6. paw love pau luve pawe7. houl8. clauw hawl claw haul claugh

Name _____

✓ **Checkpoint**

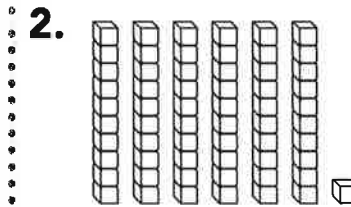
Concepts and Skills

Write how many tens and ones.
Write the number in two ways.



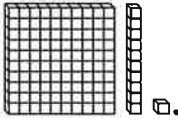
_____ tens and _____ ones

_____ + _____




_____ tens and _____ one

_____ + _____

Use your MathBoard and .
Draw to complete the quick picture.


Write how many hundreds, tens, and ones.

3. 154



hundreds	tens	ones
_____	_____	_____

4. 128



hundreds	tens	ones
_____	_____	_____


Name _____

Common Core: I can read informational text.
Social Studies: I know about American Symbols.











The Liberty Bell

Ringin' for Freedom

Did you know there's a bell that weighs about as much as 44 first-grade students! This big bell is named the Liberty Bell. It weighs more than 2,080 pounds! It is in Philadelphia, Pennsylvania. More than 250 years ago, it was rung for the first time. When the bell rang, people came to meet in one place. For nearly 100 years, this big bell rang. Then, one day, it cracked. Today, it is not used or rung very often, but it is still a symbol of freedom.



Color a bell to tell if each sentence is true or false.

	True	False
1. The Liberty Bell is in Pennsylvania.		
2. The bell was rung for the first time 100 years ago.		
3. The Liberty Bell has a crack.		
4. The Liberty Bell is rung every day.		
5. This bell is a symbol of freedom.		

Name _____

A **pronoun** is a word that takes the place of a noun.

A **possessive** pronoun shows who or what has or owns something.

This is Max's toy.

This is his toy.

The possessive pronouns **my**, **your**, **his**, **her**, **its**, **our**, and **their** are used before nouns.

my hat

your coat

his book

her cat

its place

our home

their car

Circle the possessive pronoun that belongs in the sentence.

1. Jane broke (her, their) new glasses.
2. Mom and Dad liked (their, its) gifts.
3. My brother and I walked to (our, its) house.
4. Miss Lee asked me, "Is this (its, your) book?"
5. The red bird had yellow tips on (my, its) wings.
6. The bee lost (its, their) sting.

Name _____

Some **possessive pronouns** are used before nouns.

This is my book.

Some **possessive pronouns**, such as **mine**, **yours**, **his**, **her**, **its**, **ours**, and **theirs** can stand alone.

This is mine.

Replace the underlined words with a possessive pronoun that stands alone. Write the new sentence.

1. My room is cleaner than your room.

2. Your bike is bigger than my bike.

3. Some of our toys are on the floor.

4. Is this your coat or his coat?

Name _____

The **days of the week, months, and holidays** always begin with a capital letter.

Examples: I will go to Gram's on Thursday,
November 25th for Thanksgiving!

Circle the sentence that is correct.

1. Each saturday Jill goes to swim class.

Each Saturday Jill goes to swim class.



2. I think that June is the best month for outdoor fun.

I think that june is the best month for outdoor fun.

3. Is your birthday on Monday or tuesday?

Is your birthday on Monday or Tuesday?

4. My dad and I saw a parade on Labor Day.

My dad and I saw a parade on labor day.

5. We will go camping at the lake in may.

We will go camping at the lake in May.

Name _____

A. Read the sentence. Read the possessive pronoun after the sentence. Underline the word or words in the sentence that the pronoun can replace.

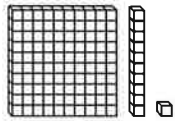
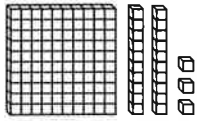
1. Is this your backpack or my backpack? **mine**
2. Dave could not find Dave's blue hat. **his**
3. Meg said to Cam, "Will you ride Cam's bike to school?" **your**
4. My friends shared my friends' snacks with me. **their**
5. Mom lost Mom's ring at the beach. **her**

B. There are two mistakes in the sentence. Circle the mistakes and write the sentence correctly.

6. Our plane leaves sunday, and we will come back on the first day of june.

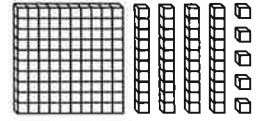
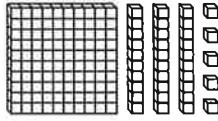
Write the numbers and compare. Write $>$, $<$, or $=$.

5.



— ○ —

6.



— ○ —

Compare the numbers using $>$, $<$, or $=$.

7. 175 ○ 175

9. 189 ○ 188

11. 157 ○ 157

8. 163 ○ 173

10. 142 ○ 158

12. 185 ○ 180

13. Which comparison is correct?

$132 > 131$

$131 = 132$

$131 > 132$

Name _____

Memorial Day



Memorial Day is a National holiday. It is recognized around the USA. On this day, people honor and remember soldiers that have died in war. Most schools, post offices, and banks are closed.

Memorial Day is the beginning of many summer activities. Many people celebrate Memorial Day by going to parades or having a barbeque with family and friends. Memorial Day is the last Monday in May.

look for the answer ↑

25 words

1. Memorial Day is a _____ holiday.
a. New Jersey b. National c. Disney World
2. Many towns will hold _____
a. parades b. dances c. dinners
3. People honor _____ who have died in wars.
a. animals b. trucks c. soldiers
4. Memorial Day is celebrated on a _____
a. Friday b. Monday c. Tuesday

1st Grade Learning Packet

Answer Key

Week 9

Day	Lesson
1	<p>Phonics: Variant Vowel/ô/ 1. paw 2. fall 3. haul 4. chalk 5. saw</p> <p>High Frequency Words 1. friend 2. love 3. picture 4. father, mother 5. brother</p> <p>Vocabulary 1. often 2. accept</p> <hr/> <p>Use Place Value to Compare Numbers <small>Essential Question: How can you use place value to compare two numbers?</small></p> <div style="border: 1px solid gray; border-radius: 15px; padding: 10px; margin: 10px 0;"> <p style="text-align: center;">Model and Draw</p> <p style="text-align: right;">I want to eat the greater number.</p> <p>Use these symbols to compare numbers.</p> <p>> is greater than 45 46 45 < 46 < is less than 45 is less than 46. = is equal to</p>  <p>Compare 134 and 125. First compare hundreds. One hundred is equal to one hundred. $100 = 100$ If the hundreds are equal, compare the tens. 30 is greater than 20. $134 > 125$</p> </div> <p>Share and Show MATH BOARD</p> <p>Write the numbers and compare. Write >, <, or =.</p> <p>1.  2. </p> <p style="text-align: center;">159 < 155 138 < 142</p> <p>Compare the numbers using >, <, or =.</p> <p>3. 187 > 168 4. 165 > 159 5. 127 < 141</p> <p style="color: red; font-size: small;">Yes. The hundreds and tens are the same so compare the ones. 3 ones is less than 7 ones, so 173 is less than 177.</p> <p>Math Talk Compare 173 and 177. Did you have to compare all the digits? Why or why not?</p>

On Your Own

Write the numbers. Compare. Write $>$, $<$, or $=$.



6. 153 $<$ 155

7. 136 $>$ 129

Compare the numbers using $>$, $<$, or $=$.

- | | | |
|-----------------|-----------------|-----------------|
| 8. $143 = 143$ | 9. $162 > 157$ | 10. $185 < 188$ |
| 11. $124 < 129$ | 12. $189 < 195$ | 13. $135 = 135$ |
| 14. $173 > 164$ | 15. $123 > 117$ | 16. $118 < 131$ |
| 17. $155 > 145$ | 18. $181 = 181$ | 19. $192 > 179$ |
| 20. $122 < 129$ | 21. $166 < 177$ | 22. $154 = 154$ |

Problem Solving

23. Antonio is thinking of a number between 100 and 199. It has 1 hundred, 3 tens, and 6 ones. Kim is thinking of a number between 100 and 199. It has 1 hundred, 6 tens, and 3 ones. Who is thinking of a greater number?

Draw or write to explain.

Check children's work.

Kim is thinking of a greater number.



TAKE HOME ACTIVITY • Choose two numbers between 100 and 199 and have your child explain which number is greater.

Social Studies: The Flag

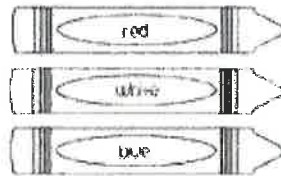
The Flag



When is the flag's birthdate?

June 14 . 1777

Color and match



- making good choices
- justice
- courage

2

Read "Coaches" and answer the questions.

1. to tell what coaches do
2. throw, run fast, rules
3. They work together.
4. Coaches love to play and teach the sport.

Algebra • Ways to Expand Numbers


Essential Question How can you write a two-digit number in different ways?

See Planning Guide • End-of-Year Resources for Lesson Plans.

Model and Draw

There are different ways to think about a number.

8 tens and 7 ones is the same as 80 plus 7.



$$\begin{array}{r} 8 \text{ tens } 7 \text{ ones} \\ 80 + 7 \\ \hline 87 \end{array}$$

Share and Show



Write how many tens and ones.

Write the number in two different ways.



$$\begin{array}{r} 3 \text{ tens } 5 \text{ ones} \\ 30 + 5 \\ \hline 35 \end{array}$$



$$\begin{array}{r} 5 \text{ tens } 3 \text{ ones} \\ 50 + 3 \\ \hline 53 \end{array}$$

The 7 represents 70 because the number 72 is made up of 7 tens and 2 ones.

© Houghton Mifflin Harcourt Publishing Company



Math Talk Does the 7 in this number show 7 or 70? Explain.



Social Studies: Bald Eagle

1. bird
2. North America
3. white

Vocabulary Strategy: Antonyms

1. later
2. worse
3. quiet
4. never

3

Phonics: Variant Vowel/ô/

1. claw



y aw n

2. taught



c ough t

3. call



b a ll

4. sauce



h au ce

5. talk



w ai lk

Structural Analysis: Vowel Team Syllables

A. Circle the word that has a vowel team.

1. wait wind 3. cat coat
2. bag book 4. each egg

B. Look for the vowel teams ai, ow, oo, or ea. Underline each vowel team. Then draw a line between the syllables.

5. rainbow

6. looking


7. teapot

Text Feature: Sensory Words

Circle the sensory word a writer could use to tell about each picture.



loud small



bright dark



3. sweet noisy



4. cold yummy




5. dry wet




6. stormy sunny

On Your Own


Write how many tens and ones.
Write the number in two different ways.


3. 
$$\begin{array}{r} 7 \text{ tens } 4 \text{ ones} \\ 70 + 4 \\ \hline 74 \end{array}$$

4. 
$$\begin{array}{r} 6 \text{ tens } 3 \text{ ones} \\ 60 + 3 \\ \hline 63 \end{array}$$

Problem Solving

5. Draw the same number using only tens.
Write how many tens and ones.
Write the number in two different ways.


$$\begin{array}{r} 6 \text{ tens } 10 \text{ ones} \\ 60 + 10 \\ \hline 70 \end{array}$$


$$\begin{array}{r} 7 \text{ tens } 0 \text{ ones} \\ 70 + 0 \\ \hline 70 \end{array}$$

Social Studies: Statue of Liberty

1. copper 2. France 3. 151

4

Spelling: Variant Vowel/ô/ pages 132-135

Page 132

1. saw 2. paw 3. haul 4. claw
5. dawn 6. love 7. cause 8. friend

Page 133 (In 1-4 and 5-6, order of words may vary.)

1. saw 2. claw 3. paw 4. dawn
5. haul 6. cause 7. love 8. friend

Page 134

1. dawn 2. paw 3. friend 4. haul 5. saw

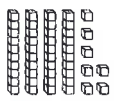

Page 135

1. sawe 2. soup
 sau soap
 saw sewp
3. cawse 4. doun
 cause daun
 cose dawn
5. lov 6. paw
 love pau
 luve pawe
7. houl 8. clauw
 hawl claw
 haul claugh

✓ **Checkpoint**

Concepts and Skills


Write how many tens and ones.
Write the number in two ways.

1.  2. 


4 tens and 7 ones 6 tens and 1 one

40 + 7 60 + 1

47 61

Use your MathBoard and .
Draw to complete the quick picture.
Write how many hundreds, tens, and ones.











3. 154

	hundreds	tens	ones
	<u>1</u>	<u>5</u>	<u>4</u>

4. 128

	hundreds	tens	ones
	<u>1</u>	<u>2</u>	<u>8</u>

Social Studies: The Liberty Bell

	True	False
1. The Liberty Bell is in Pennsylvania.		
2. The bell was rung for the first time 100 years ago.		
3. The Liberty Bell has a crack.		
4. The Liberty Bell is rung every day.		
5. This bell is a symbol of freedom.		

**Day
5**

Grammar: Possessive Pronouns pages 131-134

Page 131

1. her 2. their 3. our 4. your 5. its 6. its

Page 132

1. My room is cleaner than yours.
2. Your bike is bigger than mine.
3. Some of ours are on the floor.
4. Is this your coat or his?

Page 133

Circle the sentence that is correct.

1. Each saturday Jill goes to swim class.

Each Saturday Jill goes to swim class.



2. I think that June is the best month for outdoor fun.

I think that june is the best month for outdoor fun.

3. Is your birthday on Monday or tuesday?

Is your birthday on Monday or Tuesday?

4. My dad and I saw a parade on Labor Day.

My dad and I saw a parade on labor day.

5. We will go camping at the lake in may.

We will go camping at the lake in May.

Page 134

1. Is this your backpack or my backpack? **mine**
2. Dave could not find Dave's blue hat. **his**
3. Meg said to Cam, "Will you ride Cam's bike to school?" **your**
4. My friends shared my friends' snacks with me. **their**
5. Mom lost Mom's ring at the beach. **her**

B. There are two mistakes in the sentence. Circle the mistakes and write the sentence correctly.

6. Our plane leaves Sunday, and we will come back on the first day of June.

Our plane leaves Sunday, and we will come back

on the first day of June.

Write the numbers and compare. Write $>$, $<$, or $=$.



123 $>$ 111



135 $<$ 145

Compare the numbers using $>$, $<$, or $=$.

7. 175 $=$ 175

8. 163 $<$ 173

9. 189 $>$ 188

10. 142 $<$ 158

11. 157 $=$ 157

12. 185 $>$ 180

13. Which comparison is correct?

- 132 $>$ 131
- 131 $=$ 132
- 131 $>$ 132

Social Studies: Memorial Day

1. b 2. a 3. c 4. b



Compton USD

Learning Packet # 8

ELD

Grade 1

Name: _____

1st Grade-ELD Learning Packet

TABLE OF CONTENTS

Week 9

Day	Lesson	Date Completed
1	Phonics: Variant Vowel /O/. Read the information in the box. Then, complete questions 1-5.	
	Phonics: Variant Vowel /O/. Use the letters a, aw, au, augh, or al to complete each word. Write the letters on the line.	
	High-Frequency Words: Write the word from the box that completes each sentence.	
2	Vocabulary: Read the information in the box. Then, complete questions 1-6.	
	Vocabulary Strategy: Antonyms. Read the information in the box. Then, complete sections questions 1-6.	
	Structural Analysis: Vowel Team Syllables. First, read the information in the box. Then, complete questions 1-10.	
	Writing Trait: Voice. Read the Draft Model. Use the questions to help you revise the draft by telling how you feel about the topic..	
3	Reading Comprehension: Author's Purpose. Read the book " Coaches ". Complete sections A (questions 1-4) & B of the first handout. Then, complete the Author's Purpose Chart using the information from the story.	
4	Differentiated Texts: Read the book " Morning Helpers ". Respond to the text: a. Answer the questions 1-3 b. Write about it.	
	Text Feature: Sensory Words. First, read the information in the box. Then, complete questions 1-6.	
5	Leveled Reader: Read the book " Helping Me, Helping You! ". Complete activities on pages 12-17. Then, read the story " Fire! " and complete items on pages 16-17.	

Recommended Online Usage	
<input type="checkbox"/> I-Ready Reading - 45 minutes per week	<input type="checkbox"/> I-Ready Math - 45 minutes per week
<input type="checkbox"/> Imagine Learning for English Learners - 90 minutes per week	<input type="checkbox"/> Dreambox - 90 minutes per week

Name _____

The ô sound can be spelled with letter a as in mall, aw as in lawn, au as in fault, auh as in taught, and al as in talk.

Write the words from the box that have the same sound-spelling as the name of the picture.

stalk

taught

fall

haul

claw

small

chalk

cause

paw

naughty

1. crawl



paw

2. call



3. sauce



4. caught



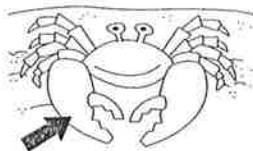
5. walk



Name _____

Use the letters a, aw, au, augh, or al to complete each word. Write the letters on the line.

1. c l _____ **aw** _____




2. t _____ t _____



3. b _____ ll _____



4. c _____ t _____



5. h _____ l _____



6. t _____ k _____



7. y _____ n _____



Copyright © McGraw-Hill Education

Point to the first picture and have children name what they see. Say, "Right, the arrow is pointing to the crab's *claw*. Claw is spelled *c-l-a-w*. Let's use *claw* in a sentence." Guide partners in completing items 2-7 and saying oral sentences for the words.

Name _____

A. Complete each sentence. Use one of the words in the box.

brother father friend love mother picture

 1. My friend Liz goes to my school.



 2. I _____ to run around the park.



 3. I smiled for my class _____.



 4. My _____ and _____
 tell me to go to bed.



 5. Paul's _____ is the same age as I am.



B. Write your own sentence using a word from a box.

 6. _____

Name _____


accept: Gram will accept our gift.

often: I often ride the bus to school.

A. Match each sentence to a picture.

1. Jim often gives the plants water.

a.



2. Jane will accept the apple.

b.



B. Circle the word that completes the sentence. Write the word.

3. Will you _____ a gift on your birthday?
 often accept

4. I _____ walk my dog.
 often accept

Copyright © McGraw-Hill Education

Name _____

Words with opposite meanings are called **antonyms**.


Read each sentence. Circle the word that has the opposite meaning of the bold word.

1. The **tiny** mouse ran away.

small cute huge

2. Jimmy felt **better** after a day in bed.

worse happy best



3. Melissa told us the show was **great**.

long awful good

4. The ride was very **loud**.

wild noisy quiet



5. Paul **always** plays baseball on Fridays.

faster often never

6. Dad can climb the **tall** ladder.

short safe big

Name _____

Vowel teams are formed by two letters in a word that stand for one vowel sound. The underlined letters in these words are examples of vowel teams.

heat hood stay out boy saw

Vowel teams stay together in the same syllable.

oat/meal

row/ing

Underline the vowel teams in each word. Draw a line between the syllables.

1. drawing

2. neatest

3. playground

4. mailbox

5. peeling

6. growing

7. raincoat

8. cowboy

9. bookcase

10. sixteen

Name _____

A. Read the draft model. Use the questions to help you use your own voice in the writing.

Draft Model

Mom helps me and takes care of me. She reads me books every night. She makes my lunch every day.

1. What is the topic of the writing?
2. Does the writer use his or her own voice to tell how they feel?
3. How can you add your own voice to the writing?

B. Now revise the draft by telling how you feel about the topic.


Coaches



Ariel Skelley/Blend Images LLC

Because coaches love the sport, they help us love it, too! Coaching is a great job!

④



BenansStock/Alamy


Coaches have a fun job. They help us learn to play a sport. They teach the rules.

①



Coaches show players how to throw and hit a ball. They show players how to run fast.

②



Coaches help all players work together. This makes a good team.

③

Name _____

A. Reread "Coaches." Follow the directions.

1. Why did the author write "Coaches"? Fill in the bubble.

- to tell what coaches do
- to tell about how to play soccer

2. Circle the words from the story that tell you what coaches show players.

- throw run fast good
 read sleep rules

3. What makes a good team?
 Fill in the bubble.

- They like to lose.
- They work together.



Ariel Skelley/Blend Images LLC

4. How do coaches feel about the sport? Fill in the bubble.

- Coaches love to play and teach the sport.
- Coaches do not like to win at the sport.

B. Work with a partner. Read the passage aloud.

Pay attention to intonation. Stop after one minute.

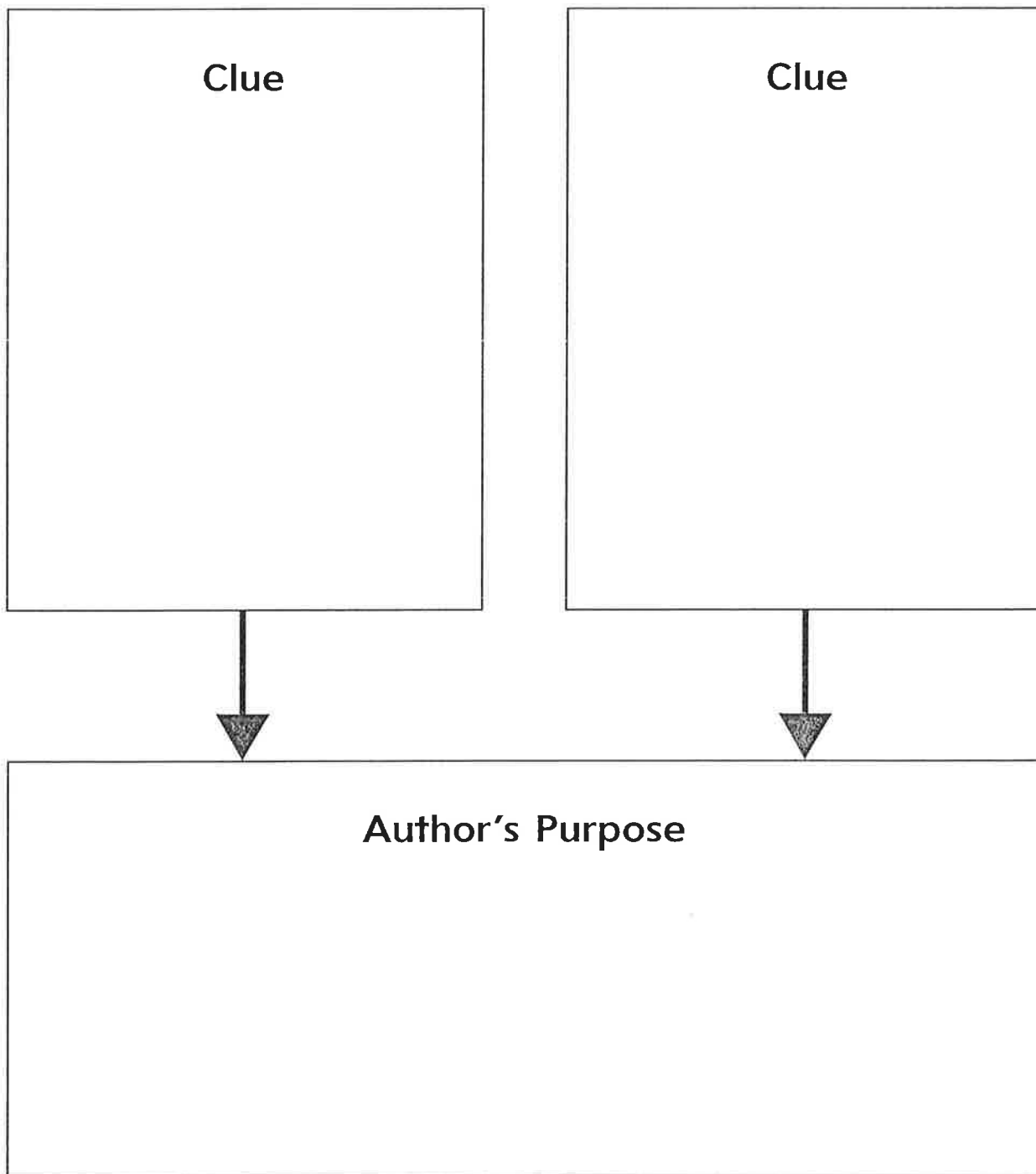
Fill out the chart.

	Words Read	-	Number of Errors	=	Words Correct Score
First Read		-		=	
Second Read		-		=	

Copyright © McGraw-Hill Education

Name _____

Fill in the Author's Purpose Chart. Use details from the story.



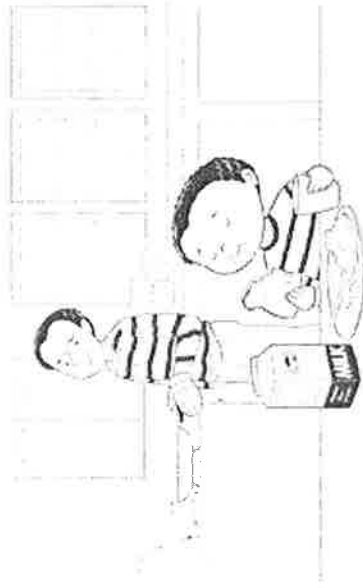
Copyright © McGraw-Hill Education

Essential Question

Who helps you?

Morning Helpers

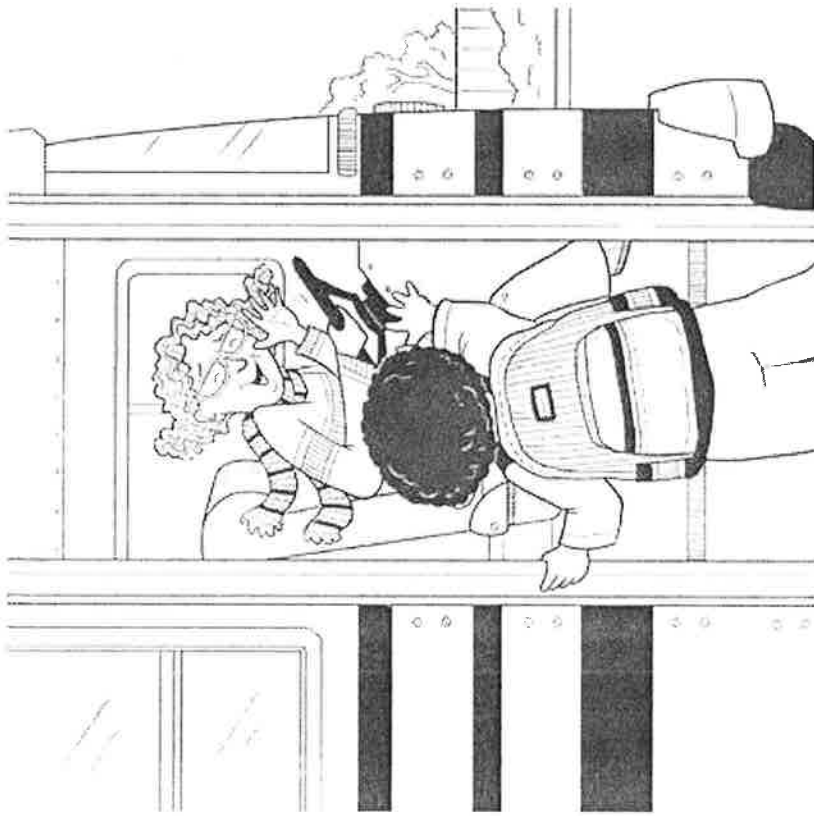
Nonfiction



In the mornings, kids need help. Who can help them? Mothers and fathers can wake you up, and make you a good breakfast.



Brothers and sisters can help. They can walk you to school, or to the bus stop.



Bus drivers help. They make sure you get to school safely and on time.



Your teachers help, too. They make sure you're safe when you play!

Name _____

Sensory words tell what something looks, smells, feels, tastes, or sounds like.

The **fluffy white** clouds float in the sky.




Circle two sensory words a writer could use to tell about each picture.



red

loud

tiny



green

sweet

noisy



3.

wet

dry

small




4.

sunny

stormy

dark



5.

bright

hot

icy



6.

yummy


fresh

cold

Nonfiction

Helping Me, Helping You!

by Cynthia Moloney



Mc
Graw
Hill
Education

PAIRED
READ

Poetry

STRATEGIES & SKILLS

Comprehension

Strategy: Reread

Skill: Author's Purpose

Vocabulary

accept, brother, father,
friend, love, mother, often,
picture

Phonics

Variant vowel spellings
with digraphs: *a, aw, au,*
augh, al

Content Standards

Social Studies

Culture

Word count: 377**

Photography Credit: Cover SW Productions/Photodisc/Getty Images, (bkgd) Andrew Howe/Photodisc/Getty Images

**The total word count is based on words in the running text and headings only. Numerals and words in captions, labels, diagrams, charts, and sidebars are not included.

mheducation.com/prek-12



Copyright © 2014 McGraw-Hill Education

All rights reserved. No part of this publication may be reproduced or distributed in any form or by any means, or stored in a database or retrieval system, without the prior written consent of McGraw-Hill Education, including, but not limited to, network storage or transmission, or broadcast for distance learning.

Send all inquiries to:
McGraw-Hill Education
Two Penn Plaza
New York, New York 10121

ISBN: 978-0-02-119683-8
MHID: 0-02-119683-4

Printed in the United States of America.

11 12 13 14 15 DOC 22 21 20 19 18

E

Genre Nonfiction



Essential Question
Who helps you?

Helping Me, Helping You!

by Cynthia Moloney

Chapter 1	
Who Are Family Helpers?.....	2
Chapter 2	
Who Are Neighborhood Helpers?....	7
Respond to Reading	12
PAIRED READ	
Poetry: Fire!.....	13
Focus on Social Studies	16

Chapter 1 Who Are Family Helpers?

Lots of people help us in many ways every day. We can say that these people are on our team. Some of them are in our family. Others are not.

Take a minute. Think about some of the people on your team. Who are they? What do they do?



There are many helpers in your community.




My mother is the best! She makes my breakfast every day. Then she walks me to school before work.

Mom and I like to read together. She helps me sound out hard words.

**Mom and I
share stories
on our way.**





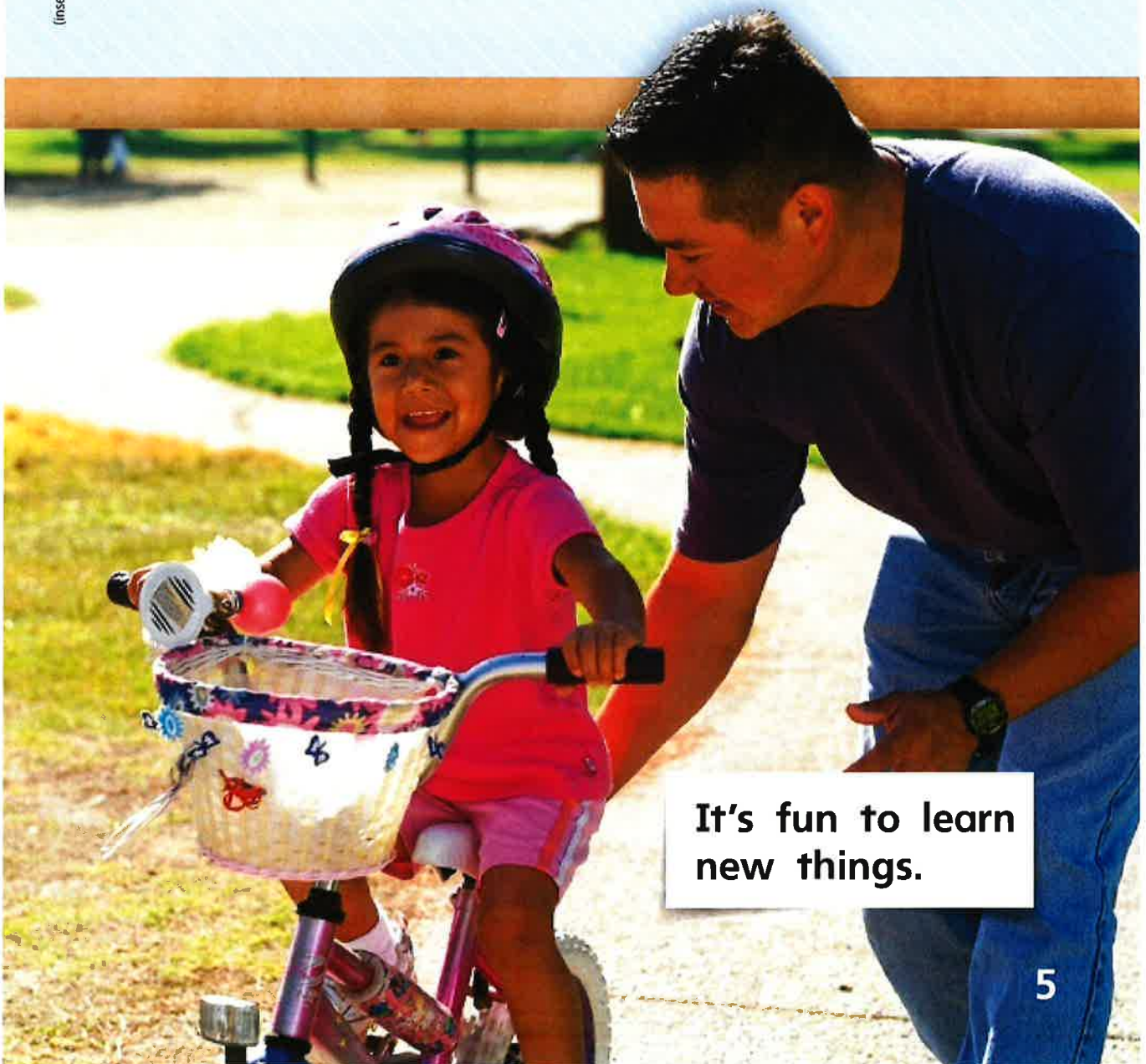
Photodisc/Getty Images

My brother walks me home from school.

My brother is my best friend.
He always plays games with me.
When we shoot baskets, he helps
me dunk the ball. *Swoosh!*

My father cooks dinner and fixes things. He lets me help, so I'm learning to cook and fix things, too.


Dad taught me how to ride my bike. He makes sure I wear a helmet in case I fall.



It's fun to learn new things.

My grandmother helps me because she makes me feel special. She shows my picture to all her friends.

She's teaching me how to knit. I'm making a scarf!



I like to spend time with my grandma.

Chapter 2


Who Are Neighborhood Helpers?



I go to the dentist
twice a year.

My dentist helps me keep my
teeth and mouth healthy. She
shows me how to brush and floss.

She makes sure I don't eat
sweets too often—even though
I love them!



Kablonki RM/Alamy Stock Photo

You can use a computer to find books.

The librarian helps me pick out books. She tells me which ones are good, and I accept her ideas.

She also shows me how to find books on my own. I love the library!

My sitter picks me up from school when my mother and father are at work. She helps me with my homework.


We like to talk and play games together. I have fun with my sitter!



The girl is having fun with her sitter.

Firefighters explain how to prevent fires. They can show how a smoke alarm works.

They teach me what to do if there is a fire. They say to go outside and then call 9-1-1.



Firefighters help people stay safe.

Kayte Deiorna/PhotoEdit



Hard hats protect the builders' heads while they work.

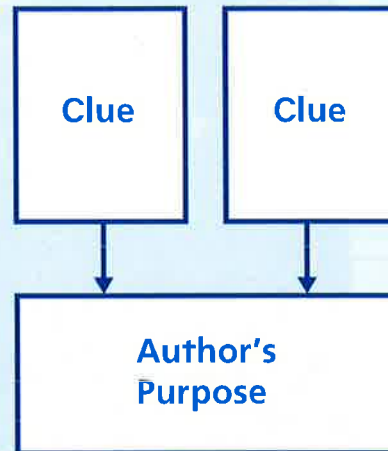
Builders help me. They build stores, offices, hospitals, and playgrounds. Builders made my house and my school.

Who are some of the people on your team?

Respond to Reading

Retell

Use your own words to retell *Helping Me, Helping You!*



Text Evidence

1. Look at Chapter 2. Who helps you? **Author's Purpose**
2. Why do you think the author wrote this book? **Author's Purpose**
3. How do you know that *Helping Me, Helping You!* is nonfiction? **Genre**

Genre Poetry

Compare Texts

Read a poem about firefighters.



FIRE!



Loud bells clanging
In our ears,
We hurry up
And grab our gear.
Engines screaming
In the night.
Ladders stretching
Out of sight.



Orange flames light
Up the air.
Clouds of smoke blow
Everywhere.
Gushing water
Sprays about.
Now we've put the
Fire out!

Vince Streato/Corbis/Getty Images



Make Connections

Think about both selections.
What did you learn about
helpers? [Text to Text](#)

Focus on Social Studies

Purpose To find out about people who help you

What to Do

Step 1 Think about the people who help you.

Step 2 Draw a chart. List the people who help you.

Who Helps Me	How They Help

Step 3 Draw a picture showing how someone you know helps you. Write a few sentences about the person. Share with the class.

Thinkmark

The Topic

What did you learn about how family members help children?
What did you learn about how other people help children?

Vocabulary

What new words did you learn in the text? What helped you understand the meanings of those words?

Make Connections

How is this book the same as other books you have read about people who help? How is it different?

1st Grade-ELD Learning Packet

ANSWER KEY

Week 9

Day	Lesson
1	Phonics: Variant Vowel /o/ 1. paw, claw 2. small, fall 3. cause, haul 4. taught, naughty 5. stalk, chalk
	Phonics: Variant Vowel /o/ 1. aw 2. augh 3. al 4. augh 5. au 6. al 7. aw
	High-Frequency Words: 1. friend 2. love 3. picture 4. mother and father 5. brother 6. Open response
2	Vocabulary A. 1. b 2. a B. 3. accept 4. often
	Vocabulary Strategy: Antonyms. 1. huge 2. worse 3. awful 4. quiet 5. never 6. short
	Structural Analysis: Vowel Team Syllables 1. aw 2. ea 3. ay/ou 4. ai 5. ee 6. ow 7. ai/co 8. ow/oy 9. oo 10. ee
	Writing Trait: Voice A. 1. My Mom 2. Open response 3. Open response B. Open response
3	Reading Comprehension: Author's Purpose. Read the book "Coaches". Comprehension: A. 1. to tell what coaches do 2. throw, run fast, rules 3. They work together 4. Coaches love to play and teach the sport B. Students complete the chart with their own data. Author's Purpose Chart 1. Open response
4	Differentiated Texts: Read the book "Morning Helpers". Respond to the text: 1. Helpers in the morning. 2. He goes to school by bus. 3. The bus driver. Write about it- Open response

	<p>Text Feature: Sensory Words.</p> <p>1. red/loud 2. green/sweet 3. wet/small 4. stormy/dark 5. bright/hot 6. yummy/fresh</p>
5	<p>Leveled Reader: Read the book "Helping Me, Helping You!".</p> <p>Retell: Open response</p> <p>Text Evidence:</p> <ol style="list-style-type: none">1. The desrist, the librarian, the sitter, the firefighters, builders.2. Open response3. Because it states facts that could happen in real life. <p>Read the text "Fire!".</p> <p>Focus onSocial Studies--Open response</p> <p>Thinkmark--Open response</p>