



# Compton USD Learning Packet #8

TK  
Kindergarten

Name \_\_\_\_\_



# TK/Kinder Learning Packet

## TABLE OF CONTENTS

### Week 9


Day	Lessons	Date Completed
<b>1</b>	Name the pictures. Point to the picture if its name has a long o sound. Phonics: Write the missing letters to complete the word.	
	Read and Write Numbers 20 to 30	
	Social Studies: The Flag	
<b>2</b>	Read the decodable book "Look at This" and write as much as you can about what happens in the story.	
	Read and Write Numbers 30 to 40	
	Social Studies: Bald Eagle	
<b>3</b>	Category Words: Point to and put an X on each picture that shows a food made from grain. High Frequency Words: Read each word and use each word in a sentence.	
	Read and Write Numbers 40 to 50	
	Social: Statue of Liberty	
<b>4</b>	Read the story "Look! A Home!" and answer questions 1 and 2.	
	Checkpoint #1-3	
	Social Studies: The Liberty Bell	
<b>5</b>	Reread the story "Look! A Home!" and answer questions 3 and 4.	
	Checkpoint #4-7	
	Social Studies: Memorial Day	

<b>Recommended Online Usage</b>	
<input type="checkbox"/> I-Ready Reading - 45 minutes per week	<input type="checkbox"/> I-Ready Math - 45 minutes per week
<input type="checkbox"/> Imagine Learning for English Learners - 90 minutes per week	<input type="checkbox"/> Dreambox - 90 minutes per week





Name \_\_\_\_\_




Copyright © McGraw-Hill Education

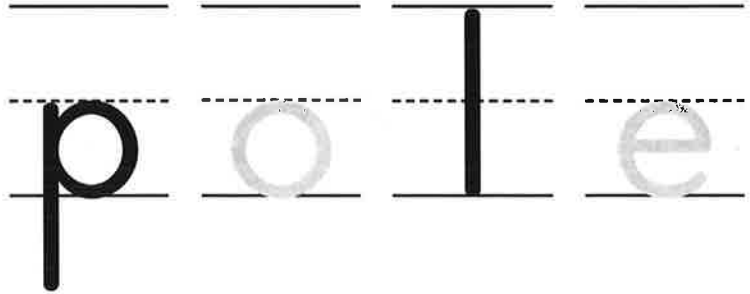
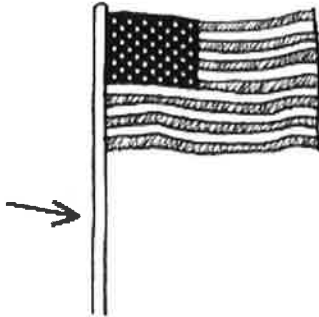
Grade K  
Unit 9  
Week 3

**Phonemic Awareness: /ō/** Point to and say each picture name. Have children repeat. Explain that you will put a marker on *rope* because *rope* has the /ō/ sound. Elicit from children the picture names with /ō/ and have them work with a partner to put a marker on each picture. Then have children listen to the **Sound Pronunciation Audio**.


Name \_\_\_\_\_



1.



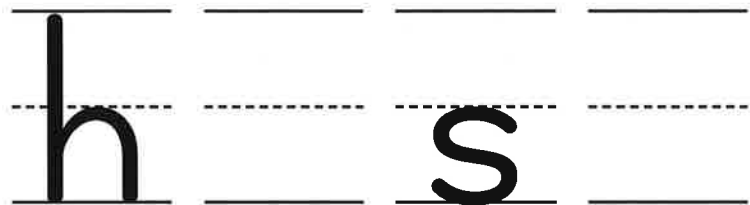
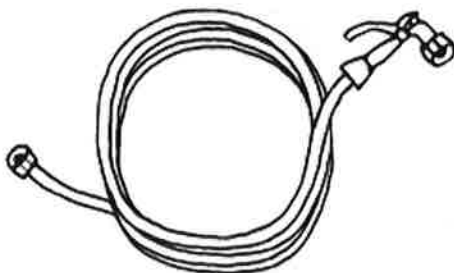
2.



3.



4.

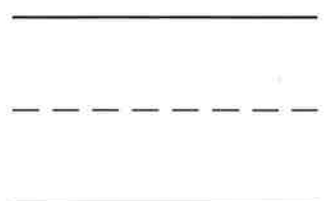



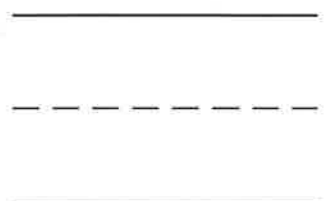



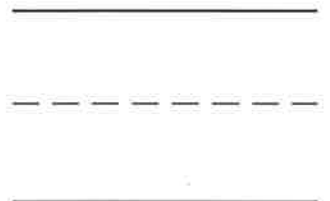



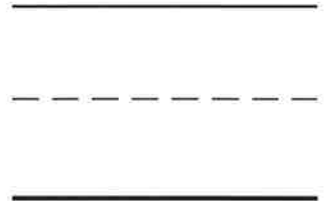
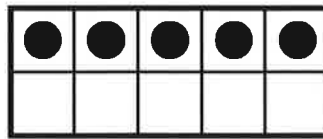


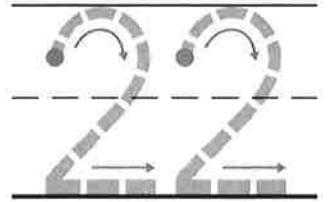
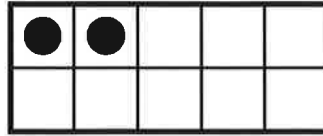




**Phonics: /ō/o\_e** Point to and say *pole* emphasizing /ō/. Have children repeat. Guide them to write the letter *o* before the consonant *l* and the letter *e* at the end of the word because *o\_e* stands for long *o*. Repeat routine with *cone*, *robe*, and *hose*. Have children read the words to a partner. Then display **Word-Building Cards** *o\_e* and use the **Photo Card** for *rope* to reinforce /ō/o\_e.

Grade K  
Unit 9  
Week 3




Name \_\_\_\_\_

Read and Write Numbers 20 to 30



**DIRECTIONS** How many counters are there? 1. Trace the number. 2-5. Write the number.

6




---

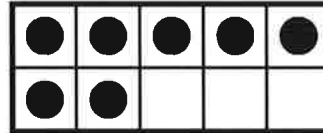




---



---

7




---

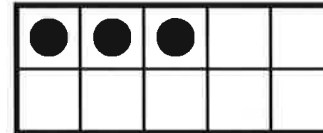




---



---

8




---

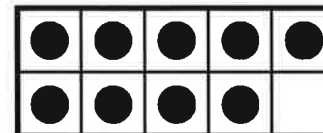




---



---

9




---

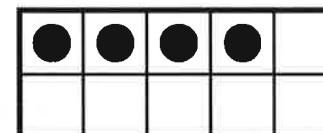




---



---

10




---



---



---

**DIRECTIONS** 6–10. How many counters are there? Write the number.




**HOME ACTIVITY** • Give your child 20 to 30 paper clips. Have your child count the paper clips and write how many.



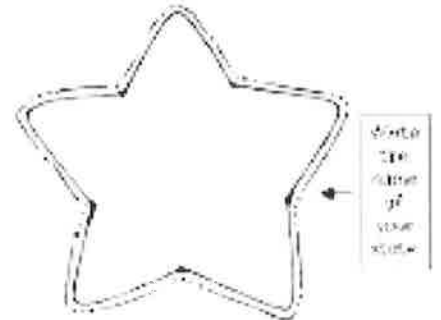
Name \_\_\_\_\_

# The Flag




Our flag is made of fabric. It stands for America and freedom. There are 50 stars on our flag. Each star on the flag is a symbol for a state. The colors on the flag are symbols too.

Red is a symbol of courage.  
White is a symbol of making good choices.  
Blue is a symbol of justice.



Our flag was first chosen on June 14, 1777. Each year we celebrate the flag's birthday on Flag Day.


77 words



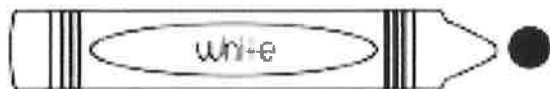
When is the flag's birthdate?

\_\_\_\_\_, 17\_\_\_\_

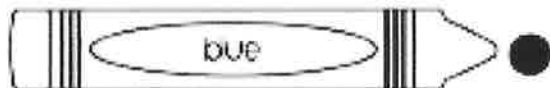
Color and match



● making good choices




● justice



● courage



Name \_\_\_\_\_



Copyright © McGraw-Hill Education

Look, it is big.

Where can it go?


**High Frequency Words:** *where, look* Read the book to a partner. Describe the pictures to your partner. Then reread for fluency.

Look at This!



Look, it is little.

What is it?



It is in the sun.

It is hot.

2



Look, it has a bud.

Can you see it?

3



Name \_\_\_\_\_

Handwriting practice lines consisting of solid top and bottom lines with a dashed middle line. There are seven sets of these lines for writing practice.

**Writing Fluency**

Pair children of different language abilities. Have children reread *Look at This!* Read the prompt aloud. Tell partners to discuss how they might answer the prompt. On their own, have children write for five minutes as much as they can, as well as they can, about what happens in the story. Have children review their writing with their partner.



Name \_\_\_\_\_

Common Core: I can read informational text.  
Social Studies: I know about American Symbols.

# Bald Eagle



The bald eagle is the national bird of the United States. It was chosen because it has a long life, majestic looks and great strength.

Bald eagles are on paper money, gold coins, silver dollars, and quarters. Bald Eagles only live in North America.

Bald eagles are not really bald. The feathers on top of their heads are white. They have white tails, dark brown bodies, and yellow bills. The nests of bald eagles can be seven or eight feet across. They usually build their nests in tall trees.

---

look for the answer ↑

The bald eagle is our national \_\_\_\_\_ .

Bald eagles only live in \_\_\_\_\_ .

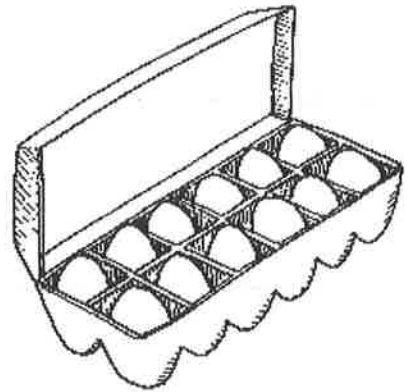
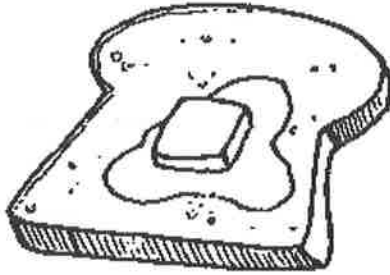
The feathers on their heads are \_\_\_\_\_ .








Name \_\_\_\_\_

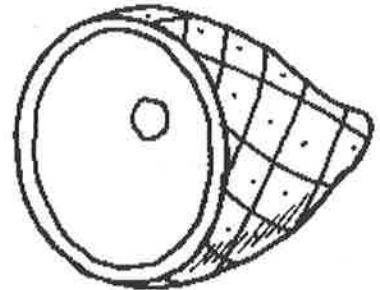
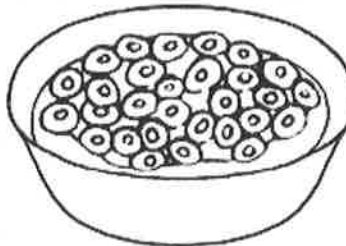
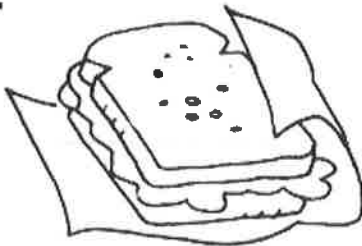
1.



2.



3.



**Category Words: Foods Made From Grain** Review foods made from grain. Point to and elicit the name of each picture. Put a marker on the toast and say: *Toast is bread, and bread is made from grain. Let's put a marker on each picture that shows a food made from grain.* After children place the markers, have them tell their partners which foods from grain they like to eat.



Name \_\_\_\_\_



1. This is a rose.

2. \_\_\_\_\_



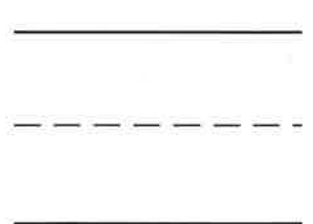

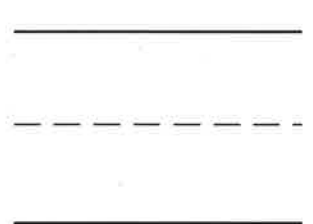

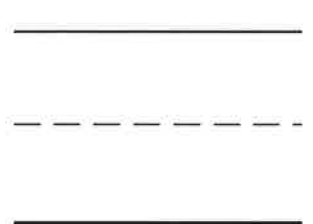

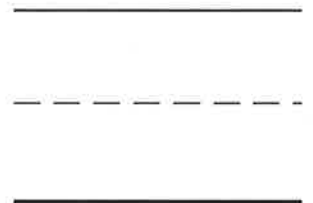

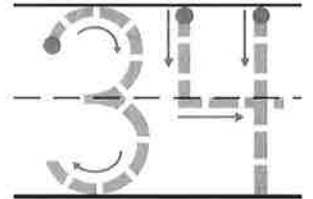
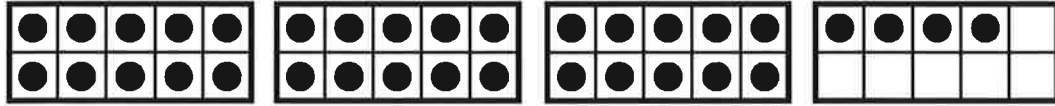
3. I dig a hole.

4. \_\_\_\_\_

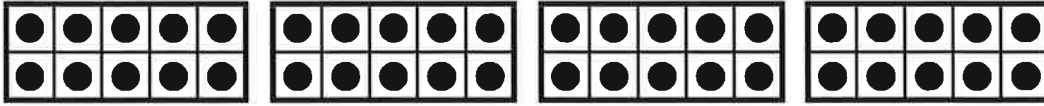
Copyright © McGraw-Hill Education

Name \_\_\_\_\_

# Read and Write Numbers 30 to 40



**DIRECTIONS** How many counters are there? 1. Trace the number. 2-5. Write the number.





---



---



---



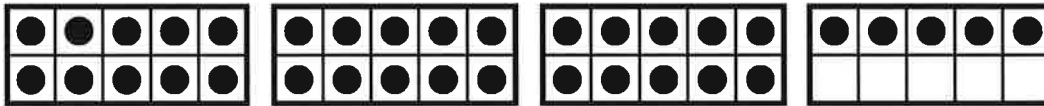

---



---



---





---



---



---





---



---



---




---



---



---

**DIRECTIONS** 6–10. How many counters are there? Write the number.



**HOME ACTIVITY** • Have your child count out cereal pieces for different numbers from 30 to 40.

Name: \_\_\_\_\_

Read the following words. Use each word in a sentence.

**look   can   for   you   I**

\_\_\_\_\_

-----

\_\_\_\_\_

-----

\_\_\_\_\_

-----

\_\_\_\_\_

-----

\_\_\_\_\_

-----

\_\_\_\_\_

-----



Name \_\_\_\_\_

# Read and Write Numbers 40 to 50



●	●	●	●	●
●	●	●	●	●

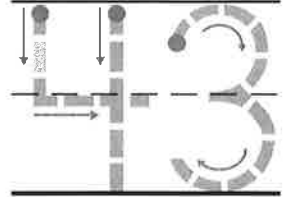
●	●	●	●	●
●	●	●	●	●

●	●	●		

●	●	●	●	●
●	●	●	●	●

●	●	●	●	●
●	●	●	●	●



●	●	●	●	●
●	●	●	●	●

●	●	●	●	●
●	●	●	●	●

●	●	●	●	●
●	●	●		

●	●	●	●	●
●	●	●	●	●

●	●	●	●	●
●	●	●	●	●

---



---



---



●	●	●	●	●
●	●	●	●	●

●	●	●	●	●
●	●	●	●	●

●	●	●	●	●
●	●	●	●	●

●	●	●	●	●
●	●	●	●	●

●	●	●	●	●
●	●	●	●	●

---



---



---



●	●	●	●	●
●	●	●	●	●

●	●	●	●	●
●	●	●	●	●

●	●	●	●	●

●	●	●	●	●
●	●	●	●	●

●	●	●	●	●
●	●	●	●	●

---





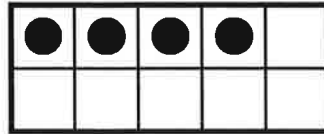


---



---






**DIRECTIONS** How many counters are there?  
 1. Trace the number. 2-4. Write the number.

5





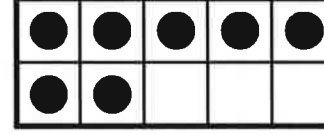


\_\_\_\_\_
-----
\_\_\_\_\_

6








\_\_\_\_\_
-----
\_\_\_\_\_

7



\_\_\_\_\_
-----
\_\_\_\_\_

8



\_\_\_\_\_
-----
\_\_\_\_\_

DIRECTIONS 5-8. How many counters are there? Write the number.



HOME ACTIVITY • Help your child count four sets of ten cereal pieces each. Then have him or her tell how many cereal pieces there are.



Name \_\_\_\_\_

# Statue of Liberty



This lady stands in New York Harbor. She is as tall as a skyscraper. She is 151 feet tall. She stands for freedom.

She was a gift for America's 100th birthday. The people of France gave her to us. Lady Liberty was made by Frederic Bartholdi.

She is made of copper like a penny.  
She is not brown like a penny.  
The Statue of Liberty is old.  
Copper turns green when it is old.



look for the answer ↑

20 words

The statue is made of \_\_\_\_\_

She was a gift from \_\_\_\_\_

She is \_\_\_\_\_ feet tall.







Name: \_\_\_\_\_

Directions: Read the text and answer the questions.

Look! A Home!

Look! Look!  
It is quite a big site.  
You can make a home.

36

37





**Where** can a pet go?  
Can it go in a hole? No. No.  
You can make Rose a  
home.

38



Cole can sit in a fine home.  
Cole can bite a big bone.  
Yum! Yum! Yum! Yum!

39



**This is not a pet.  
But we can make it a home.  
It is safe in a home!**


40



**This is quite fine, too.  
It is on a big, big pole.  
I bet you can make it.**

41





**This is a big, fine home.  
It can take a lot of time!  
But it is a fun, fun job.**

**42**



**Look what you can make!  
Sit on it and go up, up, up.  
You can have a lot of fun.  
I hope you like it!**

**43**

1. Read the text "Look! A Home." What is the text about?

\_\_\_\_\_

-----

\_\_\_\_\_

\_\_\_\_\_

-----

\_\_\_\_\_

2. Look at the pictures in the text. Whose homes are shown in the text?

\_\_\_\_\_

-----

\_\_\_\_\_

\_\_\_\_\_

-----

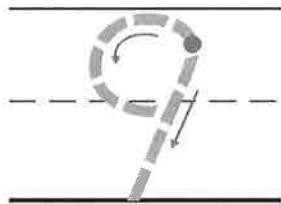

\_\_\_\_\_



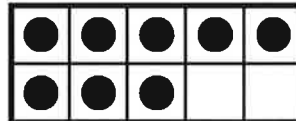

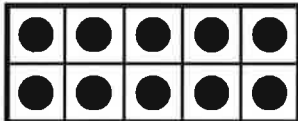


Name \_\_\_\_\_

# ✓ Checkpoint



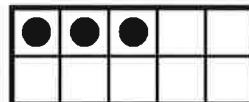
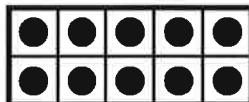
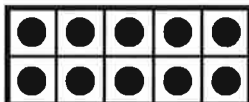
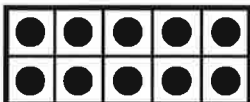
ones



\_\_\_\_\_

-----

\_\_\_\_\_



\_\_\_\_\_

-----

\_\_\_\_\_

**DIRECTIONS** 1. How many ones are there? Write the number. 2-3. How many counters are there? Write the number.




Name \_\_\_\_\_

Common Core: I can read informational text.  
Social Studies: I know about American Symbols.











# The Liberty Bell

## Ringin' for Freedom

Did you know there's a bell that weighs about as much as 44 first-grade students! This big bell is named the Liberty Bell. It weighs more than 2,080 pounds! It is in Philadelphia, Pennsylvania. More than 250 years ago, it was rung for the first time. When the bell rang, people came to meet in one place. For nearly 100 years, this big bell rang. Then, one day, it cracked. Today, it is not used or rung very often, but it is still a symbol of freedom.



Color a bell to tell if each sentence is **true** or **false**.

	True	False
1. The Liberty Bell is in Pennsylvania.		
2. The bell was rung for the first time 100 years ago.		
3. The Liberty Bell has a crack.		
4. The Liberty Bell is rung every day.		
5. This bell is a symbol of freedom.		



3. Read the text "Look! A Home!." Where can you build a home for a bird?

\_\_\_\_\_

-----

\_\_\_\_\_

\_\_\_\_\_

-----

\_\_\_\_\_

4. Is it quick to build a home for people? Explain your answer.

\_\_\_\_\_

-----

\_\_\_\_\_

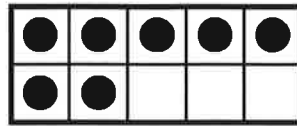


\_\_\_\_\_

-----

\_\_\_\_\_



4






---



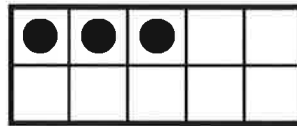


---



---



5




---



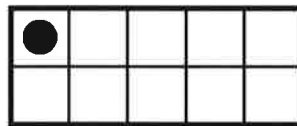


---



---



6




---



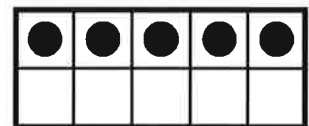

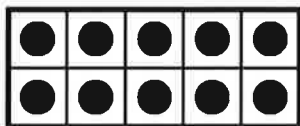
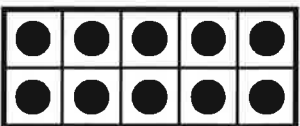
---



---



7



25

30

35

40



**DIRECTIONS** 4–6. How many counters are there? Write the number.  
7. How many counters are shown? Mark under the number of counters.





Name \_\_\_\_\_

Common Core: I can read informational text.  
Social Studies: I know about American Holidays.

# Memorial Day



Memorial Day is a National holiday. It is recognized around the USA. On this day, people honor and remember soldiers that have died in war. Most schools, post offices, and banks are closed.

Memorial Day is the beginning of many summer activities. Many people celebrate Memorial Day by going to parades or having a barbeque with family and friends. Memorial Day is the last Monday in May.

---

look for the answer ↑

15 words



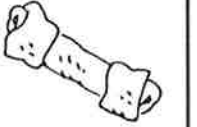





























1. Memorial Day is a \_\_\_\_\_ holiday.  
a. New Jersey      b. National      c. Disney World
2. Many towns will hold \_\_\_\_\_  
a. parades      b. dances      c. dinners
3. People honor \_\_\_\_\_ who have died in wars.  
a. animals      b. trucks      c. soldiers
4. Memorial Day is celebrated on a \_\_\_\_\_  
a. Friday      b. Monday      c. Tuesday



# TK/Kinder Learning Packet

## ANSWER KEY

### Week 9

Day	Lesson									
1	<p><b>Name the pictures. Point to the picture if its name has a long o sound.</b></p> <table border="1" style="width: 100%; text-align: center; border-collapse: collapse;"> <tr> <td style="padding: 10px;"> <b>bus</b></td> <td style="padding: 10px;"> <b>rope</b></td> <td style="padding: 10px;"> <b>bone</b></td> </tr> <tr> <td style="padding: 10px;"> <b>rose</b></td> <td style="padding: 10px;"> <b>cot</b></td> <td style="padding: 10px;"> <b>mole</b></td> </tr> <tr> <td style="padding: 10px;"> <b>home</b></td> <td style="padding: 10px;"> <b>hole</b></td> <td style="padding: 10px;"> <b>mop</b></td> </tr> </table> <p><b>Phonics: Write the missing letters to complete the word.</b></p> <div style="border: 1px solid gray; padding: 5px; margin-bottom: 10px;"> <p>Name _____</p> <div style="float: right; text-align: center;">  </div> </div> <p>1.  → <u>p</u> <u>o</u> l e</p> <p>2.  → c <u>o</u> n e</p> <p>3.  → r <u>o</u> b e</p> <p>4.  → h <u>o</u> s e</p>	 <b>bus</b>	 <b>rope</b>	 <b>bone</b>	 <b>rose</b>	 <b>cot</b>	 <b>mole</b>	 <b>home</b>	 <b>hole</b>	 <b>mop</b>
 <b>bus</b>	 <b>rope</b>	 <b>bone</b>								
 <b>rose</b>	 <b>cot</b>	 <b>mole</b>								
 <b>home</b>	 <b>hole</b>	 <b>mop</b>								

Read and Write Numbers 20 to 30

1

2

3

4

5

DIRECTIONS 1-5. How many counters are there? 1. Trace the number. 2-5. Write the number.

6

7

8

9

10

DIRECTIONS 6-10. How many counters are there? 10. How many? HOME ACTIVITY • Give your child 20 to 30 paper clips. Have your child count the paper clips and write how many.

Social Studies: The Flag

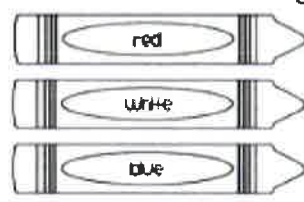
The Flag



When is the flag's birthdate?

June 14, 1777

Color and match



Look at This! - Answers will vary.

Name \_\_\_\_\_

Lesson 16

Read and Write Numbers 30 to 40

1




34

2



31

3



30

4



38

5



36

DIRECTIONS How many counters are there? 1. Trace the number. 2-5. Write the number.

6



40

7



32

8



35

9



33

10



37

DIRECTIONS 6-10. How many counters are there? Write the number.



HOME ACTIVITY • Have your child count out cereal pieces for different numbers from 30 to 40.

Copyright © The McGraw-Hill Companies

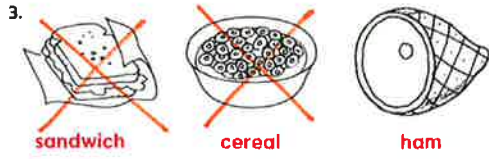
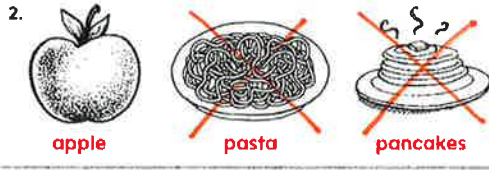
**Social Studies: Bald Eagle**

1. bird
2. North America
3. white



Day  
3

Category Words







High Frequency Words: Answers will vary.



Name \_\_\_\_\_



Lesson 17

Read and Write Numbers 40 to 50

1.  

2.  

3.  

4.  

53

44

6

49

7

47

6x

41

**DIRECTIONS** 5-8 How many counters are there? Write the number.



**HOME ACTIVITY** • Help your child count four sets of ten cereal pieces each. Then have him or her tell how many cereal pieces there are.

Copyright © The McGraw-Hill Companies, Inc.

**Social Studies: Statue of Liberty**

1. copper
2. France
3. 151

**Day 4**

**“Look! A Home!”**

1. The text is about different kinds of homes.
2. Possible Answer: It shows homes of people and animals.

Name \_\_\_\_\_



1

9  
ones

28











3

33

Copyright © The McGraw-Hill Companies, Inc.

**DIRECTIONS** 1. How many ones are there? Write the number. 2-3. How many counters are there? Write the number.

**Social Studies: The Liberty Bell**


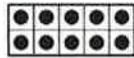
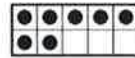


	True	False
1. The Liberty Bell is in Pennsylvania.		
2. The bell was rung for the first time 100 years ago.		
3. The Liberty Bell has a crack.		
4. The Liberty Bell is rung every day.		
5. This bell is a symbol of freedom.		

**Day  
5**



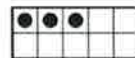


**"Look! A Home!"**

- Possible Answers: You can build on a tree. You can build on a pole.
- No. It takes a lot of time.



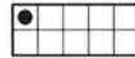




			<b>47</b>
			




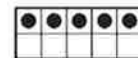


			<b>23</b>
			



			<b>41</b>
			



			
25 <input type="radio"/>	30 <input type="radio"/>	35 <input checked="" type="radio"/>	40 <input type="radio"/>

**DIRECTIONS** 4-6. How many counters are there? Write the number.  
7. How many counters are shown? Mark under the number of counters.

© Houghton Mifflin Harcourt Publishing Company

**Social Studies: Memorial Day**

- b
- a
- c
- b





# Compton USD Learning Packet # 8

## ELD

### TK/Kindergarten

Name: \_\_\_\_\_



# TK/Kindergarten-ELD Learning Packet

## TABLE OF CONTENTS

### Week 9

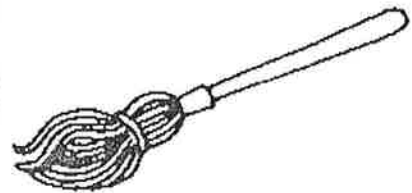
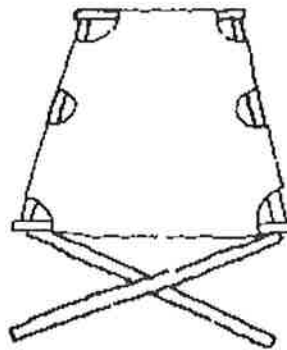

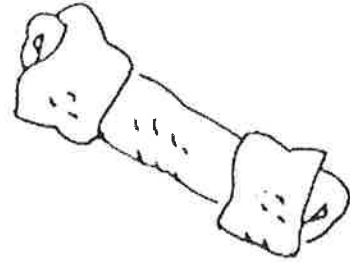
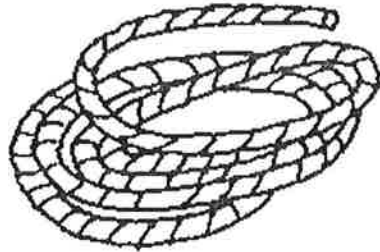

Day	Lesson	Date Completed
1	<b>Phonemic Awareness: Long /o/:</b> Look at each picture. Point to the picture and say the name of the object in the picture. Then, point to the pictures with long /o/ sound and tell your Mom the name of the objects in each picture.	
	<b>Phonics: /o/ o_e.</b> Point to each picture. Say the name of the object in the picture. Then, write the missing letters..	
2	<b>Category Words: Foods Made From Grain</b> - Point to and elicit the name of each picture that shows a kind of food. Say the name of the food in the picture and tell your Mom what sound each food name makes.	
	<b>Handwriting: Sentences with /o/ o_e :</b> Point to each word and blend the sound to say the word. Then, write the sentences.	
3	<b>Writing Fluency:</b> Read the book "Look at This!". Reread the book again and write for five minutes about what happens in the story..	
4	<b>Differentiated Texts:</b> Read the book "Seed to Tree". Respond to the text by drawing a picture about what Ike did at the beginning of the story. Then, answer questions 1 & 2.	
5	<b>Leveled Reader:</b> Read the book "What for Breakfast?" Answer the two questions on page 9.	

Recommended Online Usage	
<input type="checkbox"/> I-Ready Reading - 45 minutes per week	<input type="checkbox"/> I-Ready Math - 45 minutes per week
<input type="checkbox"/> Imagine Learning for English Learners - 90 minutes per week	<input type="checkbox"/> Dreambox - 90 minutes per week





Name \_\_\_\_\_




Copyright © McGraw-Hill Education

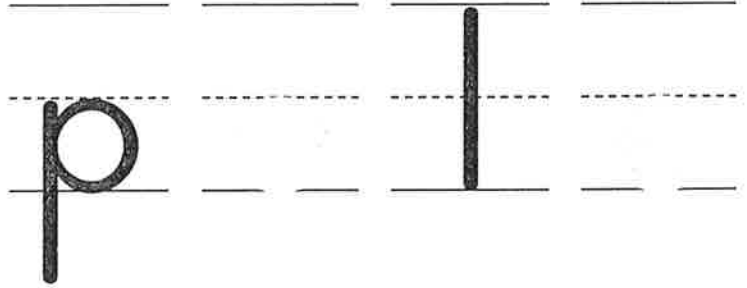
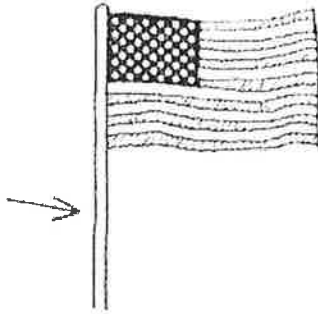
Grade K  
Unit 9  
Week 3

**Phonemic Awareness: /ō/** Point to and say each picture name. Have children repeat. Explain that you will put a marker on *rope* because *rope* has the /ō/ sound. Elicit from children the picture names with /ō/ and have them work with a partner to put a marker on each picture. Then have children listen to the Sound Pronunciation Audio.

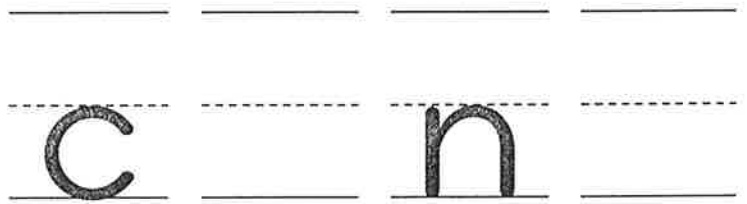
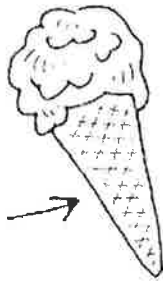
Name \_\_\_\_\_



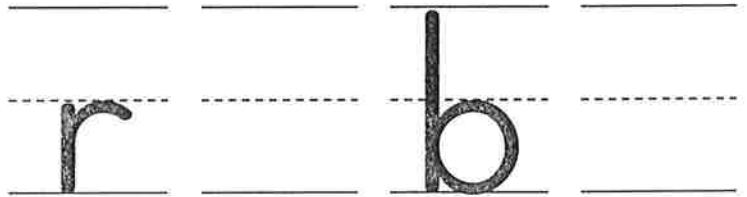
1.




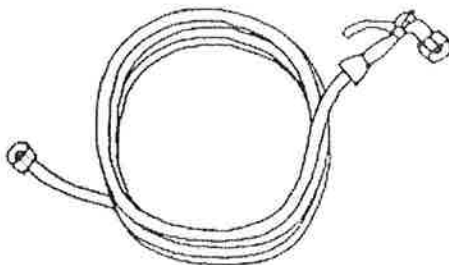
2.



3.



4.

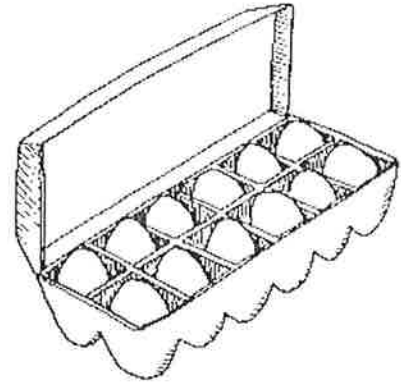
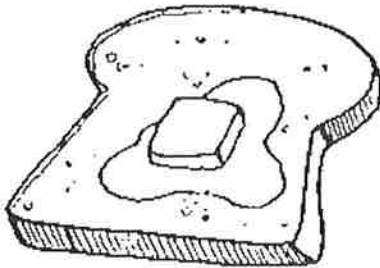


Phonics: /ō/o\_e Point to and say *pole* emphasizing /ō/. Have children repeat. Guide them to write the letter *o* before the consonant *l* and the letter *e* at the end of the word because *o\_e* stands for long *o*. Repeat routine with *cone*, *robe*, and *hose*. Have children read the words to a partner. Then display **Word-Building Cards** *o\_e* and use the **Photo Card** for *rope* to reinforce /ō/o\_e.


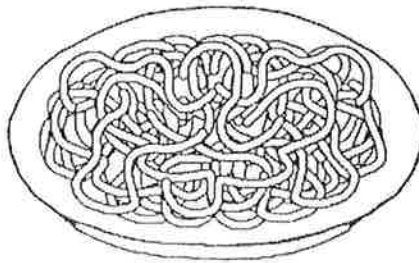

Name \_\_\_\_\_



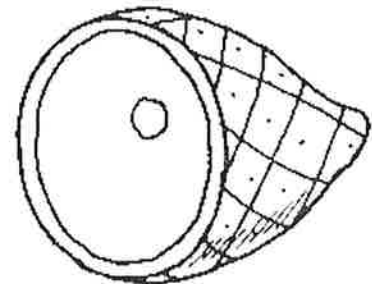
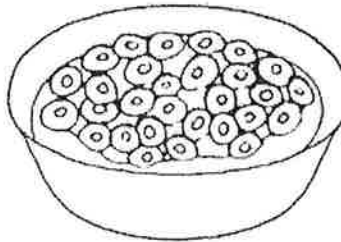

1.



2.



3.




Copyright © McGraw-Hill Education

**Category Words: Foods Made From Grain** Review foods made from grain. Point to and elicit the name of each picture. Put a marker on the toast and say: *Toast is bread, and bread is made from grain. Let's put a marker on each picture that shows a food made from grain.* After children place the markers, have them tell their partners which foods from grain they like to eat.

Grade K  
Unit 9  
Week 3



Name \_\_\_\_\_



1.

\_\_\_\_\_

-----

-----

2.

\_\_\_\_\_

-----

-----



3.

\_\_\_\_\_

-----

-----

4.


\_\_\_\_\_

-----

-----



Name \_\_\_\_\_



Copyright © McGraw-Hill Education

Look, it is big.


Where can it go?

**High Frequency Words:** *where, look* Read the book to a partner. Describe the pictures to your partner. Then reread for fluency.

4

Grade K  
Unit 9 • Week 3

Look at This!




Look, it is little.

What is it?

1

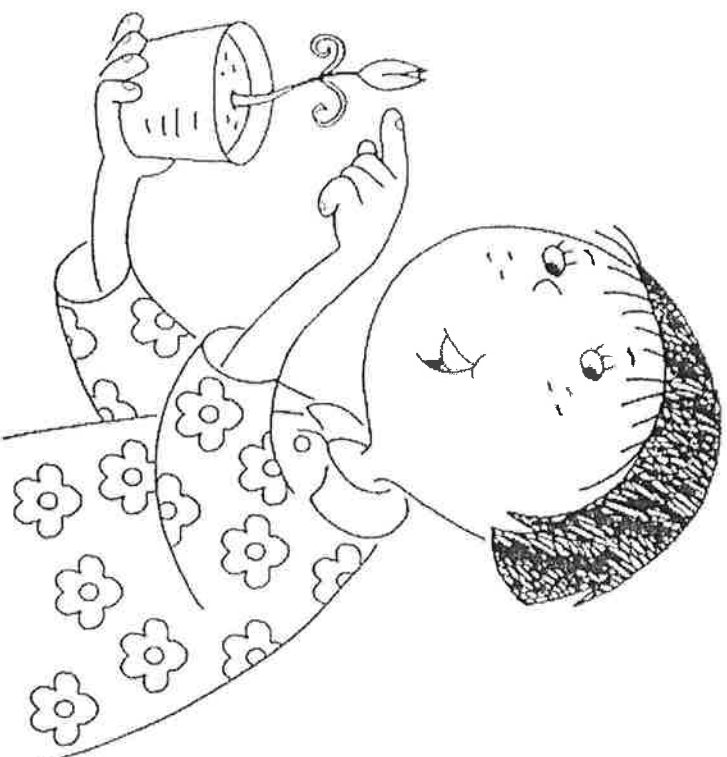
Copyright © McGraw-Hill Education



It is in the sun.

It is hot.

Copyright © McGraw-Hill Education



Look, it has a bud.

Can you see it?



Name \_\_\_\_\_

Handwriting practice lines consisting of solid top and bottom lines with a dashed midline. There are five sets of these lines for writing practice.

Copyright © McGraw-Hill Education

**Writing Fluency**

Pair children of different language abilities. Have children reread *Look at This!* Read the prompt aloud. Tell partners to discuss how they might answer the prompt. On their own, have children write for five minutes as much as they can, as well as they can, about what happens in the story. Have children review their writing with their partner.






**Essential Question** ■ ◆

How can things in nature be used to make new things?

# Seed to Tree

## Informational Text



**Can you find the seeds?  
Look in the tree.**

**Can you find the seeds?  
Look in the air.**



You can not find the seeds.  
You can find a new tree!



Can you find the seeds?  
Look in the dirt.



 Where did you see a seed in the story?

1. Where did the seeds come from?

2. How can you grow a tree?



**Respond to the Text** Have partners retell the selection. Ask: *What will happen to the tree on page 4? Where do new seeds come from?* Explain that seeds can grow into trees, and those trees make seeds. Guide partners to answer the questions and share their work.






Informational  
Text

# What's for Breakfast?

by Chris MacCaulay

Mc  
Graw  
Hill  
Education



# STRATEGIES & SKILLS

## Comprehension

Strategy: Reread

Skill: Connections Within Text

## High-Frequency Words

look, where

## Phonics

long o

## Content Standards

Science

Life Science

Word count: 59\*\*

Photography Credit: Cover Creativ Studio Heinemann/Getty Images

\*\*The total word count is based on words in the running text and headings only. Numerals and words in captions, labels, diagrams, charts, and sidebars are not included.

[mheducation.com/prek-12](http://mheducation.com/prek-12)



Copyright © 2014 McGraw-Hill Education

All rights reserved. No part of this publication may be reproduced or distributed in any form or by any means, or stored in a database or retrieval system, without the prior written consent of McGraw-Hill Education, including, but not limited to, network storage or transmission, or broadcast for distance learning.

Send all inquiries to:

McGraw-Hill Education  
Two Penn Plaza  
New York, New York 10121

ISBN: 978-0-02-119474-2  
MHID: 0-02-119474-2

Printed in the United States of America.

9 10 11 12 13 DOC22.21 20 19 18

D

# What's for Breakfast?

by Chris MacCaulay





(l)Michael T. Sedam/Corbis, (i inset)Stockbyte/Getty Images, (r)Juan Silva/Photodisc/Getty Images, (r inset)Rioux/Photographer's Choice/Getty Images



wheat

bread


Where is bread from?  
Bread is from wheat.





Where is jam from?  
Jam is from fruit.






milk




Where is milk from?  
Milk is from a cow.





Where is butter from?  
Butter is from milk.






(t)Adalberto Rios Lanz/Sexto Sol/Getty Images, (c)Stockbyte/Getty Images, (tr)Food & Drink/Photoshot, (br)Corbis


Where is orange juice  
from?

Orange juice is  
from oranges.





**Where are eggs from?  
Eggs are from hens.**



Look at the food.  
Where is it from?

(tl)Floortje/Vetta/Getty Images, (tr)Stockbyte/Getty Images, (bl)Mark Dierker/Bear Dancer Studios, (br)Creativ Studio Heinemann/Getty Images

## Literacy Activities



### Alike or Not?

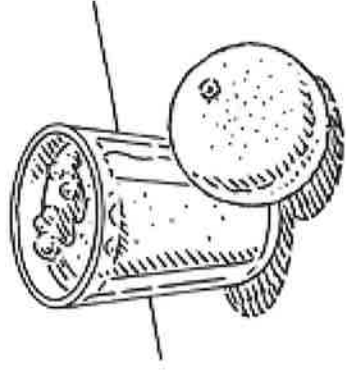
Talk with your partner about how the foods in this book are alike. Talk about how they are different.



### Breakfast Time

Draw a picture of something you eat or drink for breakfast. Write a sentence about your picture.

I \_\_\_\_\_ for breakfast.



**Our Natural Resources**

**GR C • Benchmark 3 • Lexile 30**

**WondersMHE.com**



MHID 0-02-119474-2  
978-0-02-119474-2



EAN

99701



K.9.3

# TK/Kindergarten-ELD Learning Packet

## ANSWER KEY

### Week 9

Day	Lesson
1	<b>Phonemic Awareness: Long /o/:</b> <ul style="list-style-type: none"><li>• rope, bone, rose, bike, mope</li></ul>
	<b>Phonics: Long /o/ o_e.</b> 1. pole 2. cone 3. robe 4. hose
2	<b>Category Words: Food Made From Grain</b> <ul style="list-style-type: none"><li>• Open response</li></ul>
	<b>Handwriting: Sentences with /o/ o_e</b> 1. rose - It is a rose.. 2. hole - I dig a hole.
3	<b>Writing Fluency:</b> <ul style="list-style-type: none"><li>• Open response.</li></ul>
4	<b>Differentiated Texts:</b> <b>Respond to the text: Seed to Tree.</b> 1. The seeds come from the tree. 2. Planting seeds.
5	<b>Leveled Reader:</b> Read the book "What's for Breakfast?". 1. <b>Alike or Not?</b> a. Open response 2. <b>Breakfast Time:</b> a. Open response

