



# Compton USD Learning Packet

## Early Childhood Preschool

#8

Name \_\_\_\_\_



## Learning Packet

### Table of Content

Week 8: May 18- May 22

Day		Date completed
5/18/2020	<ul style="list-style-type: none"> <li>• Meet the “at” Family</li> <li>• Categorizing activity</li> <li>• Animal Addition</li> <li>• Learning the concept of zero</li> <li>• Practice SmartyAnts on your iPad for 15 minutes</li> <li>• Practice Math Shelf on your iPad for 15 minutes</li> </ul>	
5/19/2020	<ul style="list-style-type: none"> <li>• Meet the “an” Family</li> <li>• Sound it out</li> <li>• Counting raindrops</li> <li>• Animal addition</li> <li>• Practice SmartyAnts on your iPad for 15 minutes</li> <li>• Practice Math Shelf on your iPad for 15 minutes</li> </ul>	
5/20/2020	<ul style="list-style-type: none"> <li>• Meet the “at” Family</li> <li>• Position words</li> <li>• Birds addition</li> <li>• Math patterns</li> <li>• Practice Smartyants on your iPad for 15 minutes</li> <li>• Practice Math Shelf on your iPad for 15 minutes</li> </ul>	
5/21/2020	<ul style="list-style-type: none"> <li>• Meet the “it” Family</li> <li>• My Peace Corner</li> <li>• Matching – Front or Back”</li> <li>• Jungle addition</li> <li>• Practice SmartyAnts on your iPad for 15 minutes</li> <li>• Practice Math Shelf on your iPad for 15 minutes</li> </ul>	
5/22/2020	<ul style="list-style-type: none"> <li>• Meet the “an” Family</li> <li>• Kindness Bear Puppet</li> <li>• Let’s Count!</li> <li>• Bug addition</li> <li>• Practice SmartyAnts on your iPad for 15 minutes</li> <li>• Practice Math Shelf on your iPad for 15 minutes</li> </ul>	

Name: \_\_\_\_\_

Date: \_\_\_\_\_

## Meet the "at" Family

Look at the pictures and fill in the missing letter to complete each word.

\_\_\_ at



\_\_\_ at



\_\_\_ at



# Categorizing

#4

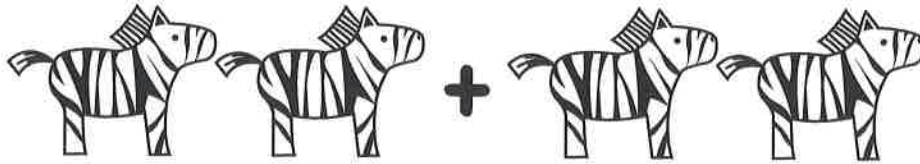
Cut out the squares below. Then paste them into the correct box.



Insects	Not Insects


# Animal Addition

Add together the animals that are in each box and write your answer in the box to the right.




$2+2=$

\_\_\_\_\_




$2+3=$

\_\_\_\_\_



$2+1=$

\_\_\_\_\_



$2+4=$


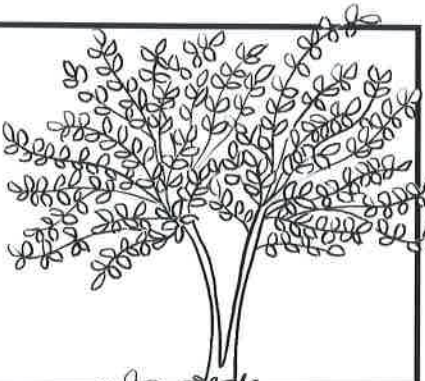
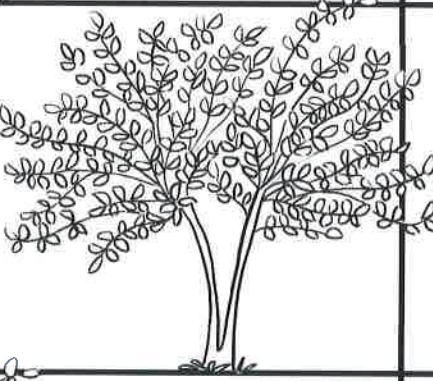





\_\_\_\_\_



Name \_\_\_\_\_ Date \_\_\_\_\_

# Learning the Concept of Zero

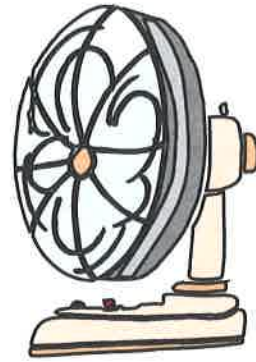
Directions: How many apples are on each tree? Write the number in the box. Circle the trees that have 0 apples.

 <input type="text"/>	 <input type="text"/>
 <input type="text"/>	 <input type="text"/>
 <input type="text"/>	 <input type="text"/>
 <input type="text"/>	 <input type="text"/>

# Meet the "an" Family

Look at the pictures and fill in the missing letter to complete each word.

\_\_\_ an



\_\_\_ an




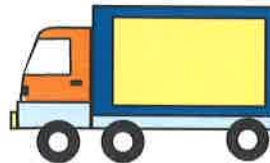




\_\_\_ an



# Sound it Out

Say each word. Listen to the beginning sound. One word sounds different from the others. Can you find it?






Name \_\_\_\_\_

Date \_\_\_\_\_

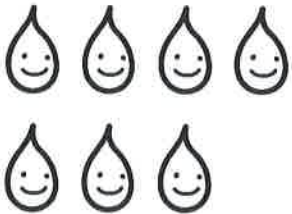
# Counting Raindrops

Color the raindrops and match the number!




•

• 10




•

• 9




•

• 8



•

• 7




•

• 6


# Animal Addition

Add together the animals that are in each box and write your answer in the box to the right.




$4+1=$

---



$4+3=$

---



$4+2=$

---



$4+4=$

---

Name: \_\_\_\_\_

Date: \_\_\_\_\_

## Meet the "at" Family

Look at the pictures and fill in the missing letter to complete each word.

\_\_\_\_ at



\_\_\_\_ at



\_\_\_\_ at



# Position Words

Using the position words below, complete the following sentences.




- on
- in
- between
- behind
- on top of
- next to
- above
- under

The  is ..... the bed.


The  is ..... the .

The  are ..... the floor.

The  is sleeping ..... the bed.



The  is ..... the  and the .

The  is ..... the computer.



The  are ..... the bed.

The  is ..... the books.

The  is ..... the .



# Bird Addition

Add together the birds that are in each box and write your answer in the box to the right.



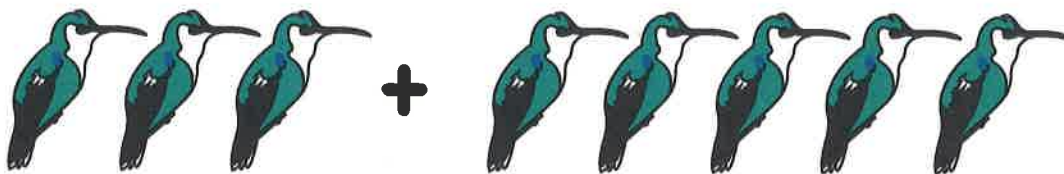
$3+4=$

\_\_\_\_\_



$3+3=$

\_\_\_\_\_



$3+5=$

\_\_\_\_\_




$3+6=$

\_\_\_\_\_



Cut out the picture pieces from the bottom of the page. Paste each one next to the pattern it matches.



Name: \_\_\_\_\_

Date: \_\_\_\_\_

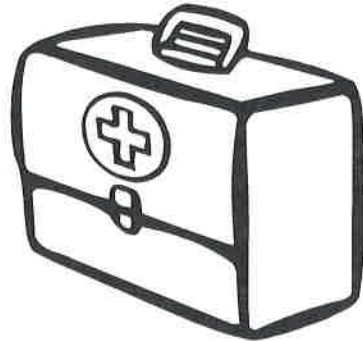
# Meet the "it" Family

Look at the pictures and fill in the missing letter to complete each word.

\_\_\_\_ it



\_\_\_\_ it



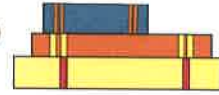
\_\_\_\_ it



Name \_\_\_\_\_

Date \_\_\_\_\_

# My Peace Corner



Quiet spaces can be a great way to find calm by ourselves. Sometimes we may call these spaces or corners "peace corners."

1. Draw all of the things that you would like in your quiet space at home that help you feel peaceful and calm (A favorite book? Your cool-down bottle? Favorite coloring pages?):



2. Now fill this space in your home or bedroom with these items. Make the space as cozy as possible.

3. What name would you like to give your quiet space?

\_\_\_\_\_

Draw a picture of yourself using your peace corner at home:



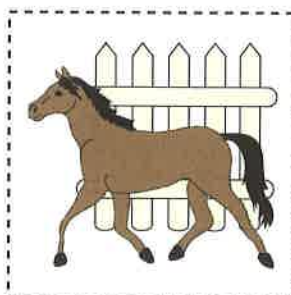
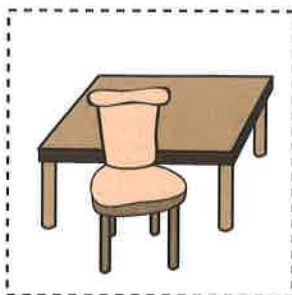
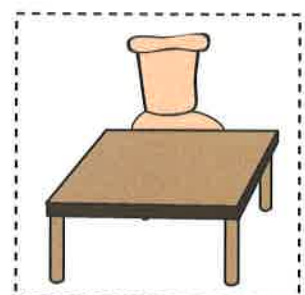








# Front or Back?

Cut out each picture and glue it to the matching part of the worksheet.

in front




behind




# Jungle Addition


How many of each object do you see?  
Add them up and write the number in the box!



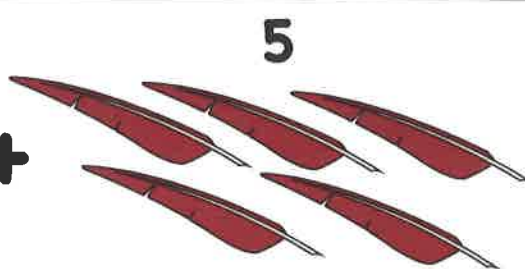
+



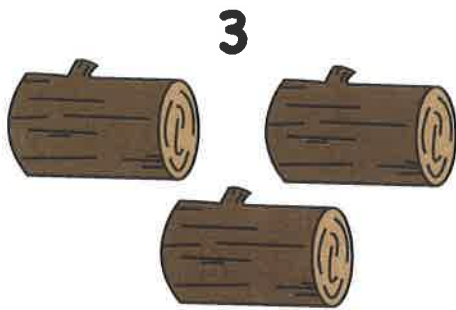
=



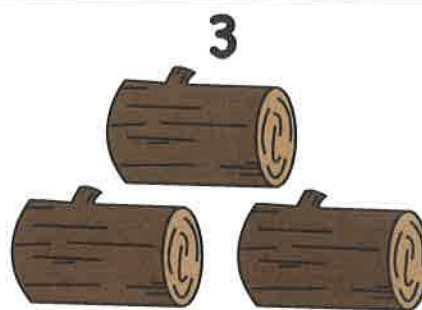
+



=




+



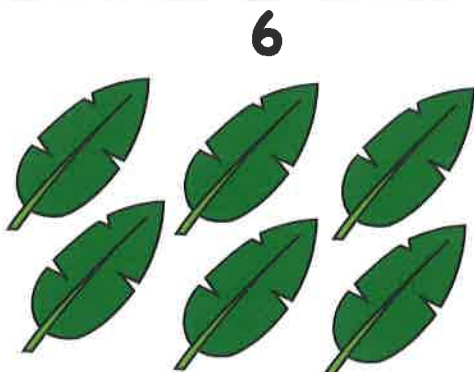
=



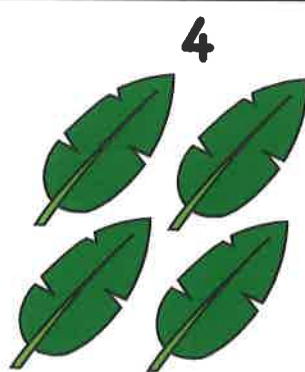
+



=



+



=

Name: \_\_\_\_\_

Date: \_\_\_\_\_


## Meet the "an" Family

Look at the pictures and fill in the missing letter to complete each word.

\_\_\_ an



\_\_\_ an



\_\_\_ an



# Let's Count!

Count each kind of ball and fill your answers in below.



How many  ? \_\_\_\_\_

How many  ? \_\_\_\_\_

How many  ? \_\_\_\_\_

How many  ? \_\_\_\_\_



Name \_\_\_\_\_

Date \_\_\_\_\_

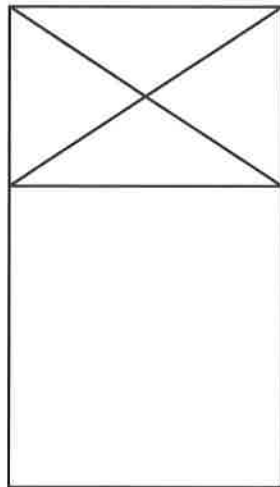
# Kindness Bear Puppet




Follow these directions to make your own kindness bear puppet!

1. Color in your bear face and body.
2. Cut out your bear body and face.



3. Lay your paper bag flat.



4. Glue body under the flap.



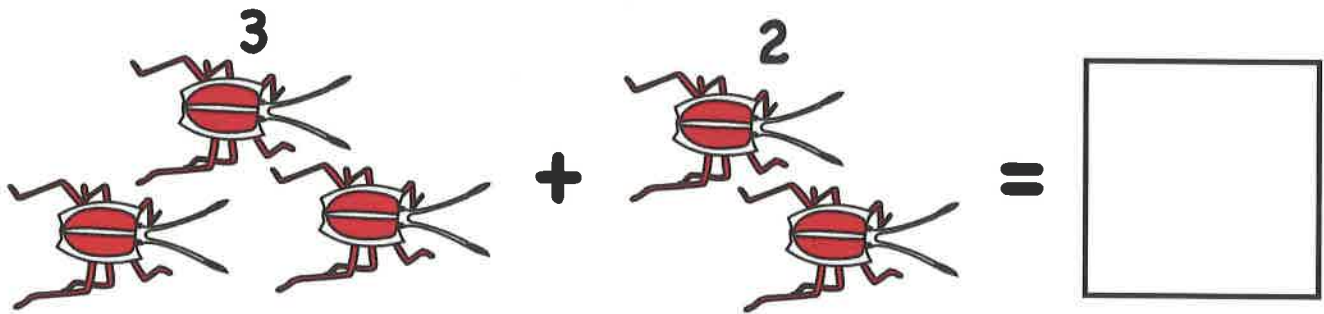
5. Glue your bear face on top of the flap.




# Bug Addition

How many of each bug do you see?  
Add them up and write the number in the box!


3 + 2 =

An addition problem featuring beetles. On the left, there are 3 red beetles with a white stripe across their backs, with the number '3' above them. This is followed by a plus sign, then 2 more of the same beetles with the number '2' above them. To the right of the plus sign is an equals sign and a large empty square box for the answer.


4 + 3 =

An addition problem featuring caterpillars. On the left, there are 4 yellow caterpillars with black stripes, with the number '4' above them. This is followed by a plus sign, then 3 more of the same caterpillars with the number '3' above them. To the right of the plus sign is an equals sign and a large empty square box for the answer.

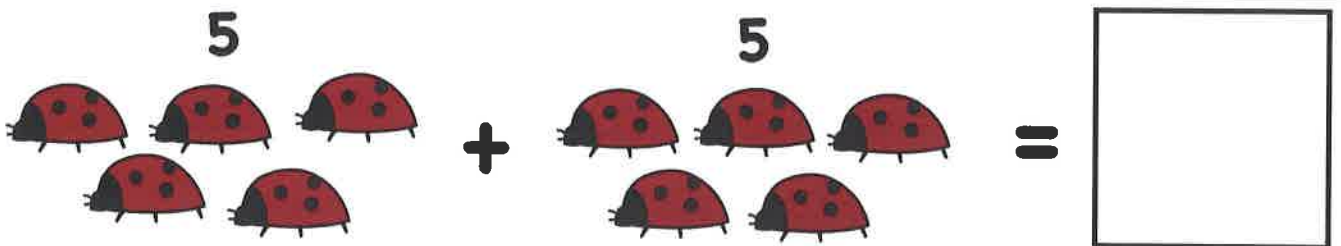
4 + 5 =

An addition problem featuring butterflies. On the left, there are 4 blue butterflies, with the number '4' above them. This is followed by a plus sign, then 5 more of the same butterflies with the number '5' above them. To the right of the plus sign is an equals sign and a large empty square box for the answer.

2 + 4 =

An addition problem featuring beetles. On the left, there are 2 yellow beetles, with the number '2' above them. This is followed by a plus sign, then 4 more of the same beetles with the number '4' above them. To the right of the plus sign is an equals sign and a large empty square box for the answer.

5 + 5 =

An addition problem featuring ladybugs. On the left, there are 5 red ladybugs with black spots, with the number '5' above them. This is followed by a plus sign, then 5 more of the same ladybugs with the number '5' above them. To the right of the plus sign is an equals sign and a large empty square box for the answer.