



**Grade 9**

Summer  
Learning Packet





## COMPTON UNIFIED SCHOOL DISTRICT

Support Learning  
at Home



### MESSAGE FOR PARENTS

Dear Parents and Guardians,

As summer break approaches, we would like to share with you some learning resources that we have available for our Compton USD students. From our Summer Learning Packets to our online programs, CUSD students have multiple opportunities to reinforce learning. We want our scholars to continue learning during vacation time!

Educational research consistently shows that summer learning programs help students better retain the information learned during the previous year and better prepares students for the upcoming grade level. We also know that when kids read over the summer, they are more likely to leap ahead when they return to school. This is often called the "summer leap."

Please visit our Distance Learning Platform (Parent Resources) in the Compton Unified School District website to access some of the resources that we have available for our students!

We hope that you have a restful and healthy summer break and we look forward to seeing everyone in August.

### EDUCATIONAL SERVICES

PHONE:  
(310) 639-3165

WEBSITE:  
[www.compton.k12.ca.us](http://www.compton.k12.ca.us)

### SUMMER LEARNING PACKETS

Our Common-Core aligned **Summer Learning Packets** offer our students the opportunity to review some of the most important concepts learned throughout this academic year. These activities mainly cover the areas of literacy and mathematics. Each packet contains student work that students can complete during the summer break.

In addition, we recommend that students engage in leisure reading for a minimum of 30 minutes daily! Encourage them to take home reading books from their classroom/school library!

Please know that these instructional activities and ideas are suggested and not required. Some children may need a combination of reading independently and having someone read to them. Some children prefer reading on the iPad or computer. If your child is struggling with a math page, please let your child's next year teacher know what concepts were difficult. If your child needs to skip problems, that is fine!


Our intention is to provide academic activities for children who would like to complete them, as well as for parents that find the review beneficial for their child. We hope each child finds the activities engaging.

Other academic summer activities could include journal writing, composing emails to family and friends, writing post cards while on a trip, sending thank-you notes, card games, Sudoku, word searches, crossword puzzles, arts and crafts, gardening, putting on plays/musicals, organizing a child-friendly garage sale, cooking, having a family game/puzzle night, etc.

HAVE A WONDERFUL SUMMER!!!



SUMMER ENRICHMENT



## DISTRITO ESCOLAR UNIFICADO DE COMPTON

Support Learning  
at Home



### MENSAJE PARA LOS PADRES

Queridos padres y tutores,

A medida que se acerca el descanso de verano, nos gustaría compartir con ustedes algunos recursos de aprendizaje que tenemos disponibles para nuestros estudiantes. De nuestros Paquetes de Aprendizaje de Verano a algunos de nuestros programas en línea, los estudiantes de CUSD tienen múltiples oportunidades para reforzar el aprendizaje. Queremos que nuestros estudiantes continúen aprendiendo durante las vacaciones.

La investigación educativa muestra consistentemente que los programas de aprendizaje de verano ayudan a los estudiantes a conservar mejor la información aprendida durante el año escolar anterior y prepara mejor a los estudiantes para el próximo nivel de grado. También sabemos que cuando los niños leen mucho durante el verano, con mayor probabilidad irán por delante cuando vuelvan a la escuela. Esto a menudo se llama el "salto de verano".

Visite nuestra Plataforma de Aprendizaje a distancia (Recursos para padres) en el sitio web del Distrito Escolar Unificado de Compton para tener acceso a algunos de los recursos que tenemos disponibles para nuestros estudiantes.

Esperamos que tenga un descanso de verano relajante y saludable y esperamos ver a todos en agosto.

### SERVICIOS EDUCATIVOS

TELÉFONO:  
(310) 639-3165

SITIO WEB:  
[www.compton.k12.ca.us](http://www.compton.k12.ca.us)

### PAQUETES DE APRENDIZAJE DE VERANO

Nuestros paquetes de aprendizaje de verano ofrecen a nuestros estudiantes la oportunidad de revisar algunos de los conceptos más importantes aprendidos a lo largo de este año académico. Estas actividades abarcan principalmente las áreas de alfabetización y matemáticas. Cada paquete contiene el trabajo que los estudiantes pueden completar durante las vacaciones de verano.

Además, recomendamos que los estudiantes participen en lectura libre por un mínimo de 30 minutos diarios ¡Anímelos a llevar libros de lectura a casa de la biblioteca de su salón de clases/biblioteca de la escuela!

Por favor, sepa que estas actividades e ideas son sugeridas y no requeridas. Algunos niños pueden necesitar una combinación de lectura independiente y también que alguien les lea. Algunos niños prefieren leer en el iPad o en la computadora. Si su hijo/a tiene problemas con una página de matemáticas, por favor informe a la maestra del próximo año escolar sobre qué conceptos eran difíciles para su hijo/a. Si su hijo/a necesita saltarse los problemas, no pasa nada.

Nuestra intención es proporcionar actividades académicas para los estudiantes que deseen completarlas, así como para los padres que encuentren este repaso beneficioso para su hijo/a. Esperamos que cada niño/a encuentre actividades que en las que se puedan involucrar.

Otras actividades académicas de verano podrían incluir la redacción o escritura libre, escribir correos electrónicos a familiares y amigos, la redacción de tarjetas postales durante un viaje, enviar notas de agradecimiento, juegos de cartas, Sudoku, búsquedas de palabras, crucigramas, artes y artesanías, jardinería, poner juegos/música, organizar una venta de garaje para niños, cocinar, tener una noche de juegos/rompecabezas familiar, etc. ¡Disfrute con sus hijos/as las muchas oportunidades que ofrece el verano!

¡TENGAN UN AGRADABLE VERANO!



SUMMER ENRICHMENT

# 9th Grade Summer Learning Packet

## TABLE OF CONTENTS

Introduction	
<b>Welcome to Summer Letter</b>	
English Language Arts	Week 1 <ul style="list-style-type: none"><li>• Nikolai Gogol "The Cloak"</li></ul>
	Week 2 <ul style="list-style-type: none"><li>• Nouns</li><li>• Pronouns</li><li>• Action Verbs and Linking Verbs</li><li>• Transitive and Intransitive Verbs</li></ul>
	Week 3 <ul style="list-style-type: none"><li>• Immagration in the United States</li></ul>
	Week 4 <ul style="list-style-type: none"><li>• Verb Phrases</li><li>• Adjectives</li><li>• Adverbs</li><li>• Prepositions and Prepositional Phrases</li></ul>
	Week 5 <ul style="list-style-type: none"><li>• Writing News Stories</li><li>• Writing Short Stories</li></ul>
	Week 6 <ul style="list-style-type: none"><li>• Conjunctions</li><li>• Interjections</li><li>• Simple Subjects and Predicates</li><li>• Fragments</li></ul>


Mathematics	<p>Week 1</p> <ul style="list-style-type: none"> <li>● HMH - 3.1 Reteach: Graphing Relationships</li> <li>● HMH - 3.1 Modified: Graphing Relationships (Practice and Problem Solving)</li> <li>● HMH - 3.1 Graphing Relationships: Practice and Problem Solving A/B</li> </ul>
	<p>Week 2</p> <ul style="list-style-type: none"> <li>● HMH - 3.1 Reading Strategies: Identify Relationships</li> <li>● HMH - 3.2 Reteach: Understanding Relations and Functions</li> <li>● HMH - 3.2 Modified: Understanding Relations and Functions (Practice and Problem Solving)</li> </ul>
	<p>Week 3</p> <ul style="list-style-type: none"> <li>● HMH - 3.2 Understanding Relations and Functions: Practice and Problem Solving A/B</li> <li>● HMH - 3.2 Reading Strategies: Use Examples and Non-Examples</li> <li>● HMH - 3.3 Reteach: Modeling with Functions</li> </ul>
	<p>Week 4</p> <ul style="list-style-type: none"> <li>● HMH - 3.3 Modified: Modeling with Functions (Practice and Problem Solving)</li> <li>● HMH - 3.3 Modeling with Functions (Practice and Problem Solving A/B)</li> <li>● HMH - 5.3 Reteach: Interpreting Rate of Change and Slope</li> <li>● HMH - 5.3 Modified: Interpreting Rate of Change and Slope (Practice and Problem Solving)</li> <li>● HMH - 5.3 Interpreting Rate of Change and Slope Practice and Problem Solving A/B</li> </ul>
	<p>Week 5</p> <ul style="list-style-type: none"> <li>● HMH - 5.3 Reading Strategies: Understanding Mathematical Notation</li> <li>● HMH - 6.1 Reteach: Slope-Intercept Form</li> <li>● HMH - 6.1 Modified: Slope-Intercept Form (Practice and Problem Solving)</li> </ul>
	<p>Week 6</p> <ul style="list-style-type: none"> <li>● HMH - 6.1 Slope-Intercept Form (Practice and Problem Solving A/B)</li> <li>● HMH - 6.1 Reading Strategies: Follow a Procedure</li> <li>● HMh - 6.4 Reteach: Transforming Linear Functions</li> </ul>
HSS/Science	<p>Week 1 Science</p> <ul style="list-style-type: none"> <li>● Read Abstract and Introduction: <i>“How can we use genetic engineering to get rid of malaria for good? Study Figure 1, Editing Genes with CRISPR</i></li> </ul>
	<p>Week 2 Science</p> <ul style="list-style-type: none"> <li>● Read Methods and Results and Study Figure 2 and Figure 3</li> </ul>
	<p>Week 3 Science</p> <ul style="list-style-type: none"> <li>● Read Discussion, Conclusion, and Glossary of Terms</li> <li>● Answer Question #1-4 Check for Understanding</li> </ul>
	<p>Week 4 History</p> <ul style="list-style-type: none"> <li>● Read and Annotate, <i>“Fritz Haber’s experiment in life and death”</i></li> </ul>
	<p>Week 5</p> <ul style="list-style-type: none"> <li>● Fill our flow map for events of, <i>Fritz Haber’s experiment in life and death</i></li> </ul>
	<p>Week 6 History</p> <ul style="list-style-type: none"> <li>● Take Quiz and Answer Questions #1-4</li> </ul>





# Grade 9

ELA



## **“The Cloak”**

**by Nikolai Gogol**

In the department of—but it is better not to mention the department. There is nothing more irritable than departments, regiments, courts of justice, and, in a word, every branch of public service. Each individual attached to them nowadays thinks all society insulted in his person. Quite recently a complaint was received from a justice of the peace, in which he plainly demonstrated that all the imperial institutions were going to the dogs, and that the Czar's sacred name was being taken in vain; and in proof he appended to the complaint a romance in which the justice of the peace is made to appear about once every ten lines, and sometimes in a drunken condition. Therefore, in order to avoid all unpleasantness, it will be better to describe the department in question only as a certain department.

So, in a certain department there was a certain official—not a very high one, it must be allowed—short of stature, somewhat pock-marked, red-haired, and short-sighted, with a bald forehead, wrinkled cheeks, and a complexion of the kind known as sanguine. The St. Petersburg climate was responsible for this. As for his official status, he was what is called a perpetual titular councillor, over which, as is well known, some writers make merry, and crack their jokes, obeying the praiseworthy custom of attacking those who cannot bite back.

His family name was Bashmatchkin. This name is evidently derived from "bashmak" (shoe); but when, at what time, and in what manner, is not known. His father and grandfather, and all the Bashmatchkins, always wore boots, which only had new heels two or three times a year. His name was Akakiy Akakievitch. It may strike the reader as rather singular and far-fetched, but he may rest assured that it was by no means far-fetched, and that the circumstances were such that it would have been impossible to give him any other.

This is how it came about.

[5] Akakiy Akakievitch was born, if my memory fails me not, in the evening of the 23rd of March. His mother, the wife of a Government official and a very fine woman, made all due arrangements for having the child baptised. She was lying on the bed opposite the door; on her right stood the godfather, Ivan Ivanovitch Eroshkin, a most estimable man, who served as presiding officer of the senate, while the godmother, Anna Semenovna Byelobrushkova, the wife of an officer of the quarter, and a woman of rare virtues. They offered the mother her choice of three names, Mokiya, Sossiya, or that the child should be called after the martyr Khozdazat. "No," said the good woman, "all those names are poor." In order to please her they opened the calendar to another place; three more names appeared, Triphiliy, Dula, and Varakhasiy. "This is a judgment," said the old woman. "What names! I truly never heard the like. Varada or Varukh might have been borne, but not Triphiliy and Varakhasiy!" They turned to another page and found Pavsikakhiy and Vakhtisiy. "Now I see," said the old woman, "that it is plainly

fate. And since such is the case, it will be better to name him after his father. His father's name was Akakiy, so let his son's be Akakiy too." In this manner he became Akakiy Akakievitch. They christened the child, whereat he wept and made a grimace, as though he foresaw that he was to be a titular councillor.

In this manner did it all come about. We have mentioned it in order that the reader might see for himself that it was a case of necessity, and that it was utterly impossible to give him any other name. When and how he entered the department, and who appointed him, no one could remember. However much the directors and chiefs of all kinds were changed, he was always to be seen in the same place, the same attitude, the same occupation; so that it was afterwards affirmed that he had been born in undress uniform with a bald head. No respect was shown him in the department. The porter not only did not rise from his seat when he passed, but never even glanced at him, any more than if a fly had flown through the reception-room. His superiors treated him in coolly despotic fashion. Some sub-chief would thrust a paper under his nose without so much as saying, "Copy," or "Here's a nice interesting affair," or anything else agreeable, as is customary amongst well-bred officials. And he took it, looking only at the paper and not observing who handed it to him, or whether he had the right to do so; simply took it, and set about copying it.

The young officials laughed at and made fun of him, so far as their official wit permitted; told in his presence various stories concocted about him, and about his landlady, an old woman of seventy; declared that she beat him; asked when the wedding was to be; and strewed bits of paper over his head, calling them snow. But Akakiy Akakievitch answered not a word, any more than if there had been no one there besides himself. It even had no effect upon his work: amid all these annoyances he never made a single mistake in a letter. But if the joking became wholly unbearable, as when they jogged his hand and prevented his attending to his work, he would exclaim, "Leave me alone! Why do you insult me?" And there was something strange in the words and the voice in which they were uttered. There was in it something which moved to pity; so much that one young man, a new-comer, who, taking pattern by the others, had permitted himself to make sport of Akakiy, suddenly stopped short, as though all about him had undergone a transformation, and presented itself in a different aspect. Some unseen force repelled him from the comrades whose acquaintance he had made, on the supposition that they were well-bred and polite men. Long afterwards, in his gayest moments, there recurred to his mind the little official with the bald forehead, with his heart-rending words, "Leave me alone! Why do you insult me?" In these moving words, other words resounded—"I am thy brother." And the young man covered his face with his hand; and many a time afterwards, in the course of his life, shuddered at seeing how much inhumanity there is in man, how much savage coarseness is concealed beneath delicate, refined worldliness, and even, O God! in that man whom the world acknowledges as honourable and noble.

It would be difficult to find another man who lived so entirely for his duties. It is not enough to say that Akakiy laboured with zeal: no, he laboured with love. In his copying, he found a varied and agreeable employment. Enjoyment was written on his face: some letters were even favourites with him; and when



he encountered these, he smiled, winked, and worked with his lips, till it seemed as though each letter might be read in his face, as his pen traced it. If his pay had been in proportion to his zeal, he would, perhaps, to his great surprise, have been made even a councillor of state. But he worked, as his companions, the wits, put it, like a horse in a mill.

Moreover, it is impossible to say that no attention was paid to him. One director being a kindly man, and desirous of rewarding him for his long service, ordered him to be given something more important than mere copying. So he was ordered to make a report of an already concluded affair to another department: the duty consisting simply in changing the heading and altering a few words from the first to the third person. This caused him so much toil that he broke into a perspiration, rubbed his forehead, and finally said, "No, give me rather something to copy." After that they let him copy on forever.

[10] Outside this copying, it appeared that nothing existed for him. He gave no thought to his clothes: his undress uniform was not green, but a sort of rusty-meal colour. The collar was low, so that his neck, in spite of the fact that it was not long, seemed inordinately so as it emerged from it, like the necks of those plaster cats which wag their heads, and are carried about upon the heads of scores of image sellers. And something was always sticking to his uniform, either a bit of hay or some trifle. Moreover, he had a peculiar knack, as he walked along the street, of arriving beneath a window just as all sorts of rubbish were being flung out of it: hence he always bore about on his hat scraps of melon rinds and other such articles. Never once in his life did he give heed to what was going on every day in the street; while it is well known that his young brother officials train the range of their glances till they can see when any one's trouser straps come undone upon the opposite sidewalk, which always brings a malicious smile to their faces. But Akakiy Akakievitch saw in all things the clean, even strokes of his written lines; and only when a horse thrust his nose, from some unknown quarter, over his shoulder, and sent a whole gust of wind down his neck from his nostrils, did he observe that he was not in the middle of a page, but in the middle of the street.

On reaching home, he sat down at once at the table, supped his cabbage soup up quickly, and swallowed a bit of beef with onions, never noticing their taste, and gulping down everything with flies and anything else which the Lord happened to send at the moment. His stomach filled, he rose from the table, and copied papers which he had brought home. If there happened to be none, he took copies for himself, for his own gratification, especially if the document was noteworthy, not on account of its style, but of its being addressed to some distinguished person.

Even at the hour when the grey St. Petersburg sky had quite dispersed, and all the official world had eaten or dined, each as he could, in accordance with the salary he received and his own fancy; when all were resting from the departmental jar of pens, running to and fro from their own and other people's indispensable occupations, and from all the work that an uneasy man makes willingly for himself, rather than what is necessary; when officials hasten to dedicate to pleasure the time which is left to them, one bolder than the rest going to the theatre; another, into the street looking under all the bonnets; another

wasting his evening in compliments to some pretty girl, the star of a small official circle; another—and this is the common case of all—visiting his comrades on the fourth or third floor, in two small rooms with an ante-room or kitchen, and some pretensions to fashion, such as a lamp or some other trifle which

has cost many a sacrifice of dinner or pleasure trip; in a word, at the hour when all officials disperse among the contracted quarters of their friends, to play whist, as they sip their tea from glasses with a kopek's worth of sugar, smoke long pipes, relate at times some bits of gossip which a Russian man can never, under any circumstances, refrain from, and, when there is nothing else to talk of, repeat eternal anecdotes about the commandant to whom they had sent word that the tails of the horses on the Falconet Monument had been cut off, when all strive to divert themselves, Akakiy Akakievitch indulged in no kind of diversion. No one could ever say that he had seen him at any kind of evening party. Having written to his heart's content, he lay down to sleep, smiling at the thought of the coming day—of what God might send him to copy on the morrow.

Thus flowed on the peaceful life of the man, who, with a salary of four hundred rubles, understood how to be content with his lot; and thus it would have continued to flow on, perhaps, to extreme old age, were it not that there are various ills strewn along the path of life for titular councillors as well as for private, actual, court, and every other species of councillor, even for those who never give any advice or take any themselves.

There exists in St. Petersburg a powerful foe of all who receive a salary of four hundred rubles a year, or thereabouts. This foe is no other than the Northern cold, although it is said to be very healthy. At nine o'clock in the morning, at the very hour when the streets are filled with men bound for the various official departments, it begins to bestow such powerful and piercing nips on all noses impartially that the poor officials really do not know what to do with them. At an hour when the foreheads of even those who occupy exalted positions ache with the cold, and tears start to their eyes, the poor titular councillors are sometimes quite unprotected. Their only salvation lies in traversing as quickly as possible, in their thin little cloaks, five or six streets, and then warming their feet in the porter's room, and so thawing all their talents and qualifications for official service, which had become frozen on the way.

[15] Akakiy Akakievitch had felt for some time that his back and shoulders suffered with peculiar poignancy, in spite of the fact that he tried to traverse the distance with all possible speed. He began finally to wonder whether the fault did not lie in his cloak. He examined it thoroughly at home, and discovered that in two places, namely, on the back and shoulders, it had become thin as gauze: the cloth was worn to such a degree that he could see through it, and the lining had fallen into pieces. You must know that Akakiy Akakievitch's cloak served as an object of ridicule to the officials: they even refused it the noble name of cloak, and called it a cape. In fact, it was of singular make: its collar diminishing year by year, but serving to patch its other parts. The patching did not exhibit great skill on the part of the tailor, and was, in fact, baggy and ugly. Seeing how the matter stood, Akakiy Akakievitch

Name: \_\_\_\_\_

Date: \_\_\_\_\_

## What Is Society’s Responsibility to the Disadvantaged?

**Directions:** Use the table below to take notes about compassion and its role in society as portrayed in the video “Craig Kielburger Finds Free the Children” and the story “The Cloak.” Consider how compassion is shown (or not shown) in each source and how compassion impacts the specific societies described. When you have completed the table, answer the questions that follow.

For homework, use online sources to research a social welfare organization and complete the chart by noting how members of that organization show compassion. While researching, investigate the following questions:

- What does this organization do for the disadvantaged?
- What are the organization’s goals?
- How does the organization accomplish its goals?
- Why do members of the organization do the work they do?

Source	Notes about Compassion and its Role in Society
“Craig Kielburger Finds Free the Children”	
“The Cloak”	
Social welfare organization: _____	

**1. What similarities and differences do you see between Gogol's Russia and today's society?**

**2. What similarities and differences do you see between Free the Children and the other social welfare organization you researched?**

**3. Think of compassion and its role in each of these societies. What is society's responsibility to the disadvantaged? Why do you think that? Be sure to cite evidence from the video, the short story, and/or your own research to support your answer.**



Name \_\_\_\_\_ Date \_\_\_\_\_

## 1 NOUNS

**A noun is the part of speech that names a person, a place, a thing, or an idea.**

There are different types of nouns. See the examples below.

<b>Common noun</b>	class of person, place, or thing	girl, city, month
<b>Proper noun</b>	specific person, place, or thing	Maria, Dallas, December
<b>Concrete noun</b>	something you can see, touch, taste, hear, or smell	table, hat, pen
<b>Abstract noun</b>	something you can't perceive through your senses	loyalty, hope, freedom

### Practice A Identifying Nouns

Read each sentence. Then, underline the nouns in each sentence.

**Example:** Our decision was to eat dinner before the movie.

**Answer:** Our decision was to eat dinner before the movie.

- The present is on the table.
- Please take Sally to the dentist.
- My brother slept through the movie.
- Call the office after the package arrives.
- The weather in Chicago is cold in January.
- The firefighter received a medal for her bravery.
- Her family moved to the United States from China.
- Gymnastics requires balance and strength.
- Our choir visited the White House in Washington, D.C.
- The friendship between Rich and Tom has lasted for years.

### Practice B Labeling Nouns

Read each sentence. Then, on the line provided, identify whether each underlined noun is (1) common or proper and (2) concrete or abstract.

**Example:** Did you give your pencil to Paul?

**Answer:** pencil—common, concrete; Paul—proper, concrete

- Your friendship is important to me. \_\_\_\_\_
- Aunt Mary visited my family yesterday. \_\_\_\_\_
- Please pass the potatoes. \_\_\_\_\_
- My uncle lives in Florida. \_\_\_\_\_
- A puppy needs a lot of attention. \_\_\_\_\_
- Can I use the telephone to call Grandpa? \_\_\_\_\_
- Our deepest hope is for freedom. \_\_\_\_\_
- Have you read Tom Sawyer by Mark Twain? \_\_\_\_\_
- My frustration grew over time. \_\_\_\_\_
- No other bridge is as beautiful as the Brooklyn Bridge. \_\_\_\_\_

### Writing and Speaking Application

Write a two-sentence description of your classroom, using at least six nouns. Circle the nouns. Then, take turns reading your sentences with a partner. Your partner should listen for and name the nouns in your sentences. Then, switch roles with your partner.

Name \_\_\_\_\_ Date \_\_\_\_\_

**2 PRONOUNS**

**Pronouns are words that stand for nouns or for words that take the place of nouns.**

Pronouns get their meaning from the words they stand for. These words are called *antecedents*. Reciprocal pronouns *each other* and *one another* refer to a plural antecedent. They express a mutual action or relationship.

Show that you can use and understand the function of pronouns by completing the following exercises.

**Practice A Identifying Antecedents**

Read each sentence below. Then, draw an arrow that points from the underlined pronoun to its antecedent.

**Example:** Michael loves his school.

**Answer:** Michael loves his school.



- Mary did the job herself.
- Jamal works hard at his job.
- Successful students do their homework.
- Rachel took her daughter to the park.
- Andrew likes work. He spends a lot of time there.
- Roderick wrote his mom a letter.
- If Jessie does the chores, she will get an allowance.
- Dennis is very kind to his employees.
- When Kate exercises, she feels better.
- If Cameron does the work, he will succeed.

**Practice B Identifying Reciprocal Pronouns**

Read each sentence below and underline the reciprocal pronouns.

**Example:** They always help each other.

**Answer:** They always help each other.

- At Christmas, we give each other gifts.
- Good people are kind to one another.
- The men shook hands with each other.
- It is obvious that they are fond of one another.
- The children cooperate with one another.

**Writing and Speaking Application**

Write five sentences that include pronouns. Circle the pronouns and draw an arrow to their antecedents. Read your sentences to a partner, who will identify the pronouns and their antecedents. Then, switch roles with your partner.

Name \_\_\_\_\_ Date \_\_\_\_\_

### 3 ACTION VERBS AND LINKING VERBS

**A verb is a word or group of words that expresses time while showing an action, a condition, or the fact that something exists.**

There are different types of verbs. See the examples below.

<b>Action verb</b>	tells what action someone or something is performing	go: is going, went run: is running, ran fly: is flying, flew learn: is learning, learned
<b>Linking verb</b>	connects its subject with a noun, a pronoun, or an adjective that identifies or describes the subject	be: is, am, was, were, could be, would be, has been feel: is feeling, felt become: is becoming, became

#### Practice A Identifying Action Verbs

Read each sentence. Underline the action verb.

**Example:** Susan ran around the track.

**Answer:** Susan ran around the track.

1. Tyrell plays the guitar.
2. Robert works at the factory.
3. Sarah drank the juice.
4. Connie helps a lot of people.
5. Albin cooks delicious food.
6. Heidi swam to shore.

#### Practice B Identifying Linking Verbs

Read each sentence. Underline the linking verb.

**Example:** Cathy feels sick.

**Answer:** Cathy feels sick.

1. Richard is a soldier.
2. Tamara's voice sounds wonderful.
3. Her son became a doctor.
4. He felt better after we talked.
5. Jason appeared upset.

#### Practice C Distinguishing Between Action Verbs and Linking Verbs

Underline the verbs in the following sentences. Then, write whether the verb is an action verb or a linking verb.

**Example:** He flies jets for a living.

**Answer:** He flies jets for a living. action verb

1. After dinner, she became sick. \_\_\_\_\_
2. We played the best game ever! \_\_\_\_\_
3. Ashley was so happy about the puppy. \_\_\_\_\_
4. Jared is my best friend. \_\_\_\_\_
5. The children argued about television shows. \_\_\_\_\_

#### Writing and Speaking Application

Write five sentences, some that use an action verb and some that use a linking verb. Read the sentences to a partner. Your partner should listen for and name the verb and tell whether it is an action verb or a linking verb. Then, switch roles with your partner.

Name \_\_\_\_\_ Date \_\_\_\_\_

#### 4 TRANSITIVE AND INTRANSITIVE VERBS

**A transitive verb directs action toward someone or something named in the sentence.**

**An intransitive verb does not direct action toward anyone or anything named in the sentence.**

The word that receives the action of a transitive verb is called the object of the verb. You can determine whether a verb has an object by asking *whom* or *what* after the verb.

Transitive: The boy lost his jacket. (Lost what? his jacket)

Intransitive: The baby cried loudly. (Cried what? [no answer])

#### Practice A Identifying Transitive Verbs and Their Objects

Read each sentence. Then, underline the verb and circle the object of the verb.

**Example:** Mom baked a delicious cake.

**Answer:** Mom baked a delicious cake.

1. Tim sold hot chocolate at the game.
2. Kelly wore glasses.
3. Mom and Dad ate all of the pie.
4. The kitten scratched my hand.
5. I pictured success in my mind.
6. Chris took the garbage to the curb.
7. Michael forgot his backpack.
8. Belle asked several questions.
9. The dog ate the leftovers.
10. The doctor washed his hands.

#### Practice B Distinguishing Between Transitive Verbs and Intransitive Verbs

Read each sentence. Then, write the action verb and label it transitive or intransitive.

**Example:** The baby cried for her bottle.

**Answer:** cried—intransitive

1. Miette walked to the store. \_\_\_\_\_
2. James did his homework. \_\_\_\_\_
3. Ethan played his guitar all morning. \_\_\_\_\_
4. The grass grew quickly. \_\_\_\_\_
5. The plane holds over a hundred people. \_\_\_\_\_
6. Chloe sprained her ankle. \_\_\_\_\_
7. Benjamin runs faster than anybody else. \_\_\_\_\_
8. Mr. Young wants a new dog. \_\_\_\_\_
9. Steve forgot the party. \_\_\_\_\_
10. His mom washed the dishes. \_\_\_\_\_

#### Writing and Speaking Application

Write four sentences, two with transitive verbs and two with intransitive verbs. Read your sentences to a partner. Your partner should listen for each verb and name it *transitive* or *intransitive*. Then, switch roles with your partner.



# Immigration to the United States



These photos at Ellis Island show immigrants to the United States.

## *Fast Facts*

- About 12 percent of the people who live in the United States were born in other countries.
- More immigrants come to the United States from Mexico than from any other country.
- About 1.5 percent of U.S. citizens today are American Indians.

## A Land of Immigrants

Immigrants are people who leave their home country to live in a new country. Except for American Indians, every<sup>23</sup> U.S. citizen has a family member who was once an immigrant to the United States. Some families have lived in this country<sup>45</sup> for hundreds of years and do not think of themselves as immigrants. Others may be either immigrants themselves or the children of immigrants.<sup>68</sup>

People come to the United States from many countries. Many immigrants come looking for new opportunities.<sup>84</sup> While some seek better jobs, others seek opportunities to live their lives as they wish. Living as they wish is an opportunity that people may not have in other countries.<sup>114</sup>

### KEY NOTES

#### **A Land of Immigrants**


Why do immigrants come to the United States?

---

---



# Immigration to the United States



Travel on ships to the United States was difficult for immigrants.

## *Fast Facts*

- About 500,000 Africans were brought to North America as slaves before 1860.
- A ticket for the bottom deck of a ship might cost \$25, about two years' wages.
- Up to 2,000 people fit in the bottom deck; ship companies could earn up to \$65,000 for each group of immigrants.

## Getting to the United States

Until about 50 years ago, most immigrants came to the United States in ships. The conditions on these early ship<sup>25</sup> voyages were difficult, especially for the people who were brought from Africa as slaves. Even for immigrants who chose<sup>44</sup> to come to the United States, though, these voyages could be hard.<sup>56</sup>

Between 1900 and 1920, 13 million immigrants arrived in ships from Europe. Many of these people, especially the poor,<sup>75</sup> traveled in very difficult conditions. Many immigrants could only pay to travel on the bottom decks of ships, which were<sup>95</sup> often crowded and windowless. Today, however, most immigrants to the United States arrive by plane.<sup>110</sup>

### KEY NOTES


**Getting to the United States** What was life like for immigrants who traveled to the United States between 1900 and 1920?

---

---



# Immigration to the United States



Immigrants cheer as their ship comes into New York Harbor, about 1900.

## *Fast Facts*

- From 1892 to 1954, about 12 million immigrants landed at Ellis Island.
- Almost half of all Americans can trace their roots to someone who landed at Ellis Island.
- From 1910 to 1940, about 175,000 Chinese immigrants landed at Angel Island.

## Ellis and Angel Islands

After 1886, the Statue of Liberty greeted ships arriving in New York. Immigrants often cheered when they saw the Statue of Liberty. Many of these immigrants passed through Ellis Island.

First, immigrants were given medical checks to be sure they were well. Some people who were ill were sent back to their home country. People who passed their medical check were questioned about their background. Finally, immigrants were told if they could stay in the United States.

Immigrants who arrived on the West Coast were checked at Angel Island in California. Most of these immigrants came from China. Some were kept at Angel Island for as long as two years.


### KEY NOTES

**Ellis and Angel Islands** What was the first thing that happened to immigrants on Ellis and Angel Islands?

---

---

# Immigration to the United States



Immigrants study English to pass a test to become a U.S. citizen.

## ***Fast Facts***

- More than 450,000 people become U.S. citizens each year.
- One question on the citizenship test has been, "What are the colors of our flag?"
- American Indians did not become U.S. citizens until 1924.

## Becoming a U.S. Citizen

Most Americans become citizens by being born in the United States. However, every year more than 700,000<sup>21</sup> immigrants come to this country. Many come because they want to become U.S. citizens.<sup>35</sup>

Before 1906, people were not required to know English to become U.S. citizens. Since then, laws were changed to require<sup>55</sup> those who want to become citizens to speak, read, and write English. This requirement means that many new citizens speak<sup>75</sup> more than one language. People who want to become citizens also must pass a test about the history and laws of the United<sup>98</sup> States. Today, only people who know English and pass this test can become U.S. citizens.<sup>113</sup>

### KEY NOTES

#### **Becoming a U.S. Citizen**

What must immigrants know to become U.S. citizens?

---

---



# Immigration to the United States

## A Land of Immigrants

1. The main idea of “A Land of Immigrants” is that \_\_\_\_\_

- a. everyone who lives in a country is an immigrant.
- b. all children in the United States are immigrants.
- c. visitors to the United States are immigrants.
- d. someone in most U.S. families was an immigrant.

2. What is an immigrant?

---

---

---

3. What are two kinds of opportunity people seek when they come to the United States?

---

---

---

## Getting to the United States

1. “Getting to the United States” is MAINLY about \_\_\_\_\_

- a. how much immigrants had to pay to get to the United States.
- b. how difficult it is to get to the United States today.
- c. how immigrants came to the United States years ago and today.
- d. rules for getting to the United States on airplanes.

2. Compare how most immigrants came to the United States about 50 years ago with how they come today.

---

---

---

3. Why were conditions on the ships difficult for many immigrants from Africa and from Europe?

---

---

---

## Ellis and Angel Islands

1. Another good name for “Ellis and Angel Islands” is \_\_\_\_\_

- a. “The Statue of Liberty.”
- b. “Why Immigrants Came to the United States.”
- c. “Living at Ellis Island.”
- d. “Arriving in the United States.”

2. Immigrants were checked to be sure \_\_\_\_\_

- a. they could speak English.
- b. they were not ill.
- c. they had enough money.
- d. they were U.S. citizens.

3. What happened at Ellis and Angel Islands?

---

---

---



## Becoming a U.S. Citizen

1. Many immigrants to the United States want to \_\_\_\_\_

- a. become U.S. citizens.
- b. go to Ellis Island.
- c. visit the United States.
- d. learn how to be immigrants.

2. In 1906, how did laws change that allowed immigrants to become U.S. citizens?

- a. Fewer people were allowed to become citizens.
- b. Immigrants had to know English.
- c. More people had to become citizens.
- d. Immigrants had to become citizens.

3. What are two things immigrants need to do today to become citizens?

---

---

---

<b>immigrants</b>	<b>opportunity</b>	<b>conditions</b>	<b>voyages</b>
<b>statue</b>	<b>liberty</b>	<b>citizens</b>	<b>require</b>

1. Choose the word from the word box above that best matches each definition. Write the word on the line below.

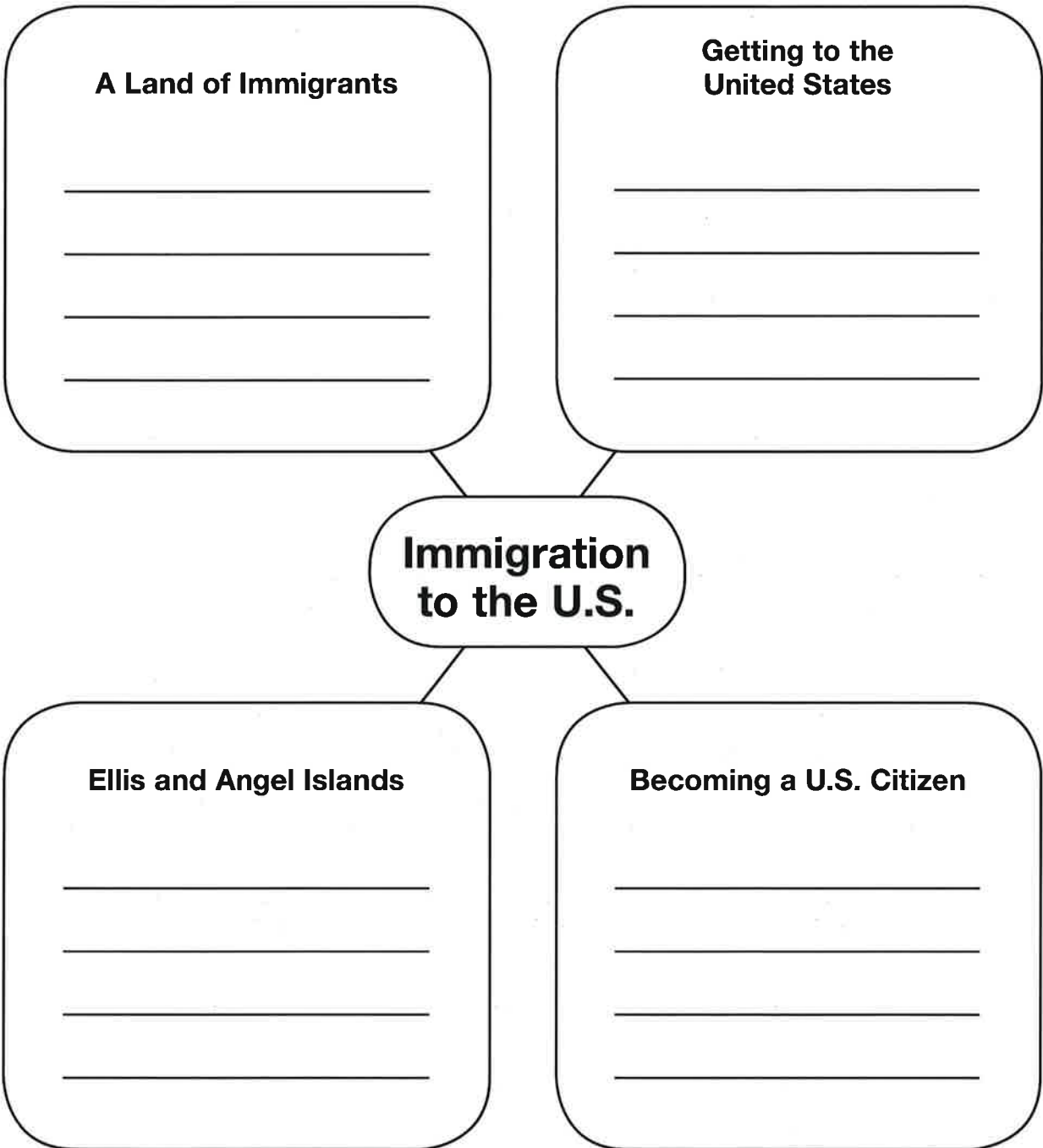
- A. \_\_\_\_\_ being free
- B. \_\_\_\_\_ a chance to do something new
- C. \_\_\_\_\_ a figure of a person or animal
- D. \_\_\_\_\_ the way things are
- E. \_\_\_\_\_ people who move to a new country to make a new home
- F. \_\_\_\_\_ need to have or do something
- G. \_\_\_\_\_ trips
- H. \_\_\_\_\_ people who are members of a country

2. Fill in the blanks in the sentences below. Choose the word from the word box that completes each sentence.

- A. My town put up a \_\_\_\_\_ of the person who started the town.
- B. My parents came to the United States to become \_\_\_\_\_.
- C. It was cold, so the \_\_\_\_\_ for swimming were not good.
- D. The school will \_\_\_\_\_ new students to pass a test to move to the next grade.
- E. If you are free, you have the \_\_\_\_\_ to do what you want.
- F. The United States is sometimes called the land of \_\_\_\_\_ because people can do many things here.
- G. More \_\_\_\_\_ come to a country when more jobs are available.
- H. I like \_\_\_\_\_ by sea because I have always loved boats.

# Immigration to the United States

1. Use the idea web to help you remember what you read. In each box, write the main idea of that reading.



**2. How do you think immigrants changed the United States?**

---

---

---

---

**3. What are three things immigrants might have to do differently in a new country?**

---

---

---

---

**4. Why do you think immigrants come to the United States today?**

---

---

---

---

Name \_\_\_\_\_ Date \_\_\_\_\_

## 5 VERB PHRASES

**A verb phrase consists of a main verb and one or more helping verbs.**

One or more helping verbs may precede the main verb in a verb phrase. For example, in the sentence, "I will be arriving at school on time," *will* and *be* are helping verbs, and *arriving* is the main verb.

Common helping verbs are shown in the table below.

be	do	have	shall	can
is	does	has	should	could
was	did	had	will	may
were			would	might
(all forms of be)				must

### Practice A Recognizing Verb Phrases

Read each sentence. Then, write the verb phrase on the line provided.

**Example:** I will be taking science first period.

**Answer:** will be taking

- |   |   |
|---|---|
| 1. You should have finished the paper before watching TV. _____ | 6. I have seen this movie four times. _____           |
| 2. My family is leaving next week. _____                        | 7. Nicole will be working tomorrow. _____             |
| 3. Truong is painting his house. _____                          | 8. Chad has been posting updates from his trip. _____ |
| 4. My dog was not expecting two shots today. _____              | 9. Cathy is raising five kids. _____                  |
| 5. That car does use a lot of gas. _____                        | 10. He is planning a trip to Japan. _____             |

### Practice B Identifying Helping Verbs and Main Verbs

Read each sentence. Then, underline the helping verbs and circle the main verbs.

**Example:** She is using her mom's computer.

**Answer:** She is (using) her mom's computer.

- |   |   |
|---|---|
| 1. They are adopting a child next month.              | 6. Grandma might learn karate.                  |
| 2. Mr. Rose should be making dinner by now.           | 7. I have seen snow in Telluride in July.       |
| 3. Temperatures are climbing.                         | 8. Antal will play guitar in a concert tonight. |
| 4. You do want dessert, right?                        | 9. Dad was praising the dog.                    |
| 5. I might go to community college for my first year. | 10. I am getting a job next semester.           |

### Writing and Speaking Application

Write three sentences that use verb phrases, and underline the helping verbs. Then, read your sentences to a partner. Your partner should identify the main verbs. Switch roles with your partner and repeat the exercise.



Name \_\_\_\_\_ Date \_\_\_\_\_

## 6 ADJECTIVES

**An adjective is a word used to describe a noun or pronoun or to give it a more specific meaning.**

An adjective answers one of four questions about a noun or pronoun: *What kind? Which one? How many? How much?* See the examples in the table below.

<u>beautiful</u> gardens	What kind of gardens?
<u>that</u> lesson	Which lesson?
<u>sixty-seven</u> years	How many years?
<u>boundless</u> energy	How much energy?

### Practice A Identifying Adjectives

Read the sentences below. Then, underline the adjective or adjectives in each sentence. Remember that articles are adjectives, too!

**Example:** The tall, handsome boy goes to college.

**Answer:** The tall, handsome boy goes to college.

- That game went on forever!
- I am listening to classical music.
- Cesar loves putt-putt golf.
- Some people spend long hours at work.
- Allen wants a red suit.
- The broken window lets in the cold.
- She enjoys making complicated recipes.
- The old, slow computer has to go.
- Modern art speaks to my soul.
- Reading is my favorite activity.

### Practice B Identifying Nouns Used as Adjectives

Read each sentence. Then, write the noun that is used as an adjective in each sentence.

**Example:** She went to the work meeting.

**Answer:** work

- It is time to wash the dinner dishes. \_\_\_\_\_
- Did you bring a winter coat? \_\_\_\_\_
- I missed band practice all week. \_\_\_\_\_
- Nguyen is a basketball player. \_\_\_\_\_
- Camilla has a smoothie habit. \_\_\_\_\_
- That office building should be torn down. \_\_\_\_\_
- The earthquake plan is very detailed. \_\_\_\_\_
- Miss Stenberg has fruit salad for lunch. \_\_\_\_\_
- He works at an airplane factory. \_\_\_\_\_
- She is hoping for an adventure vacation. \_\_\_\_\_

### Writing and Speaking Application

Write a three-sentence description of your family, using at least one adjective in every sentence. Circle the adjectives. Find a partner and take turns reading your sentences. Your partner should listen for and name the adjective or adjectives in each sentence. Then, switch roles with your partner.

Name \_\_\_\_\_ Date \_\_\_\_\_

## 7 ADVERBS

**An adverb is a word that modifies a verb, an adjective, or another adverb.**

When an adverb modifies a verb, it will answer one of the following questions: *Where? When? In what way? To what extent?* See the examples below.

<b>Where?</b>	The book was <u>here</u> .
<b>When?</b>	He <u>never</u> walked the dog.
<b>In what way?</b>	Thomas <u>gently</u> corrected her.
<b>To what extent?</b>	They <u>completely</u> lost track of time.

### Practice A Recognizing Adverbs

Read each sentence. Then, write the adverb in each sentence.

**Example:** She ran quickly to the car.

**Answer:** quickly

- |   |   |
|---|---|
| 1. He yelled loudly when he broke his rib.<br>_____ | 6. Shane always flosses his teeth.<br>_____ |
| 2. That child can sleep anywhere.<br>_____          | 7. I finally finished that letter.<br>_____ |
| 3. I want to travel abroad. _____                   | 8. I will see you soon. _____               |
| 4. Moles live underground. _____                    | 9. The package will come tomorrow.<br>_____ |
| 5. He accidentally spilled his milk.<br>_____       | 10. Leila smiled cheerfully. _____          |

### Practice B Identifying Adverbs and the Words They Modify

Read each sentence. Then, write the adverb and the word or words it modifies.

**Example:** I will arrive eventually.

**Answer:** eventually—will arrive

- Juan is utterly wonderful. \_\_\_\_\_
- That bell seldom rings. \_\_\_\_\_
- Young professionals are upwardly mobile. \_\_\_\_\_
- I sometimes appreciate cold weather. \_\_\_\_\_
- He usually arrives about this time. \_\_\_\_\_
- Miss Graski practices her cello often. \_\_\_\_\_
- The hawk dropped swiftly from the sky. \_\_\_\_\_
- She practices medicine thoughtfully. \_\_\_\_\_
- Ava will move to Chicago soon. \_\_\_\_\_
- He was mortally wounded. \_\_\_\_\_

### Writing and Speaking Application

Write a three-sentence description of how to do something, using at least three adverbs. Circle the adverbs. Then, take turns reading your sentences with a partner. Your partner should listen for and name the adverbs in your sentences. Then, switch roles with your partner.

Name \_\_\_\_\_ Date \_\_\_\_\_

**8 PREPOSITIONS AND PREPOSITIONAL PHRASES**

**A preposition relates the noun or pronoun that appears with it to another word in the sentence. A prepositional phrase is a group of words that includes a preposition and a noun or pronoun.**

Prepositions show relationships that involve location, direction, time, cause, or possession—for example, *above*, *toward*, *since*, and *of*. Prepositions come at the beginning of prepositional phrases; the phrases include the preposition and a noun or pronoun that is called the object of the preposition.

**Practice A Identifying Prepositions and Prepositional Phrases**

*Read each sentence. Then, write the prepositional phrase in each sentence, and underline the preposition.*

**Example:** Most kids in that school do well.

**Answer:** in that school

1. Put the book on the table.

\_\_\_\_\_

6. Lola lives in San Diego.

\_\_\_\_\_

2. That son of Tricia's is still small.

\_\_\_\_\_

7. I found the shoe under the bed.

\_\_\_\_\_

3. Be here in the morning.

\_\_\_\_\_

8. Juanita studied into the night.

\_\_\_\_\_

4. There was a competition between the two brothers.

\_\_\_\_\_

9. Don't leave without your hat.

\_\_\_\_\_

5. Henry puts the dishes in the sink.

\_\_\_\_\_

10. I found a ring on the beach.

\_\_\_\_\_

**Practice B Identifying Prepositions and Their Objects**

*Read each sentence. Then, underline the preposition and circle the object of the preposition.*

**Example:** The bridge goes over the river.

**Answer:** The bridge goes over the river.

1. The children return at sunset.

2. The flight was delayed because of an equipment problem.

3. The family had a party in the park.

4. I want to live near the ocean.

5. The whale is moving toward the shore.

6. The new suit should last for years.

7. Ted is the son of a musician.

8. Liz is walking to work.

9. She says she concentrates better with music.

10. I use the bus for transportation.

**Writing and Speaking Application**

Write four sentences with a prepositional phrase in each. Underline the prepositions. Then, find a partner. Your partner should listen for and name the prepositional phrases. Together, identify the objects of the prepositions. Then, switch roles with your partner.

## Writing: News Story

### Practice

A **news story** presents facts about events that have occurred. News stories answer the questions *Who? What? When? Where? Why?* and *How?* The opening sentence or paragraph of a news story should make the reader want to read more.

**A** Read the news story. Then, complete the following activities.

Early Tuesday morning, the Carpenter family was saved from a possible tragedy by their family dog, Tommy. A spark from the fireplace had landed unnoticed on the carpet. After the family went to bed, the spark started a fire. The alert Tommy woke the family by barking and scratching at the bedroom doors. The Carpenters escaped and called firefighters, who quickly put out the fire. The family was safe, and their home suffered very little fire damage, thanks to Tommy. Mr. Carpenter said that Tommy has been a member of the family for nearly ten years and that he had always been protective of family members.

Write the answers to each of the following questions using the news story:

Who? \_\_\_\_\_

What? \_\_\_\_\_

When? \_\_\_\_\_

Where? \_\_\_\_\_

Why? \_\_\_\_\_

How? \_\_\_\_\_

**B** Explain how the first sentence makes the reader want to read more.

---

---

---

---





## Writing: Short Story

### Practice

A **short story** is a brief, fictional narrative composed of plot, setting, and characters. It is told from a consistent first-person or third-person point of view. It follows a chronological time order, and often includes dialogue.

**A** Read the following passages. Then, write your answer to each question.

1. I entered the room quietly, hoping that I would not wake the sleeping dog.

What is the point of view in this passage? \_\_\_\_\_

2. Angela slid into her desk before the bell rang. This was the first day at her new school. She was a year younger than her classmates, most of whom were 15. That made her feel even more shy. Her shyness made her blush as other students filed past her desk, looking at her. She stared down at her desktop, her long blond hair falling forward over her face.

**A.** Write some key details about the character in this passage.

\_\_\_\_\_

**B.** What is the conflict or problem faced by the character in this passage?

\_\_\_\_\_

3. I knew that somehow the time machine had gone out of control. I found myself in a dense forest of strange plants that appeared to be huge ferns. Little light penetrated the forest, and a thick fog covered the ground. Suddenly I felt the ground begin to tremble. At the same time, I heard an ear-splitting roar very near. It was the roar of an animal—a *very large* animal.

Write the details of the setting described in this passage.

\_\_\_\_\_

\_\_\_\_\_

**B** Choose one of the passages in Exercise A. Add one or more characters to the story. Then, create a brief dialogue between the characters. Make sure the dialogue is related to the story and adds to the action.

\_\_\_\_\_

\_\_\_\_\_

## Writing: Short Story

### Assess

Choose one of these topics to create a short story. Then, complete the activities.

the case of the missing soccer ball

two friends compete for a place on the team

why Mary Ann wanted to dance

a scientist discovers a strange new animal

1. Briefly summarize your idea for a story.

---

---

2. Identify your audience and keep it in mind as you write. \_\_\_\_\_

3. Identify the point of view you will use. \_\_\_\_\_

4. List the characters you will include in your story. \_\_\_\_\_

---

---

5. Write the key details about each character: name, age, appearance, and personality traits.

---

---

6. Write some details of the setting, including time and place.

---

---

7. Decide on a conflict or problem and state it in one or two sentences.

---

---

8. Create dialogue that uses words that suit each personality and moves the action of the story forward. Tell where in the plot you will use the dialogue.

---

---

Name \_\_\_\_\_ Date \_\_\_\_\_

## 9 CONJUNCTIONS

**A conjunction is a word used to connect words or groups of words.**

There are three main kinds of conjunctions: coordinating, correlative, and subordinating. These types of conjunctions are described in more detail in the following chart.

<b>Coordinating conjunctions</b>	There are only seven. They connect similar parts of speech or groups of words that have equal grammatical weight.	and, but, for, nor, or, so, yet
<b>Correlative conjunctions</b>	There are only five, and they are paired. They join elements of equal grammatical weight.	both...and; either...or; neither...nor; not only...but also; whether...or
<b>Subordinating conjunctions</b>	There are many. They join two complete ideas by making one of the ideas dependent upon the other.	after, because, although, as if, as long as, so that, whenever, when, where, as though, in order that, while

### Practice A Identifying Conjunctions

Read each sentence. Then, underline the conjunctions. If a sentence has a correlative conjunction, remember to underline both parts.

**Example:** Neither I nor my employees will attend that event.

**Answer:** Neither I nor my employees will attend that event.

- I love skiing, but my knees hate it.
- We will either take the car or take the bus.
- I love apples and bananas.
- Do you want a sandwich or some leftovers?
- I like dessert after I eat dinner.
- She eats lunch at her desk when she has to.
- Lukas wanted to help, but he didn't have time.
- He will study either Spanish or French.
- Fred likes not only soccer but also basketball.
- While I load the dishwasher, you put the food away.

### Practice B Identifying Kinds of Conjunctions

Read each sentence below. Then, write the conjunction from each sentence, and label it as coordinating, correlative, or subordinating.

**Example:** She likes to knit while she watches TV.

**Answer:** while—subordinating

- I like to eat spicy food, yet it bothers my stomach. \_\_\_\_\_
- She was awake but drowsy. \_\_\_\_\_
- While Jack washed the car, Jill mowed the lawn. \_\_\_\_\_
- I walk the dog, but the cat walks herself. \_\_\_\_\_
- You can have either chocolate or vanilla \_\_\_\_\_
- Michelle and James are getting married. \_\_\_\_\_
- I have to go to the doctor whether I like it or not. \_\_\_\_\_
- Do you prefer flat shoes or heels? \_\_\_\_\_
- Kaya listens to music while she does homework. \_\_\_\_\_
- I want to play soccer, but my knee can't take the strain. \_\_\_\_\_

### Writing and Speaking Application

Write three sentences: one that uses a coordinating conjunction, one that uses a correlative conjunction, and one that uses a subordinating conjunction. Read your sentences to a partner, who should identify the type of conjunction used in each sentence. Then, switch roles.

Name \_\_\_\_\_ Date \_\_\_\_\_

## 10 INTERJECTIONS

**An interjection is a word that expresses feeling or emotion and functions independently of a sentence.**

Interjections are different from most other words because they do not have a grammatical connection to other words in a sentence. Some common interjections are shown in the table below.

ah	dear	hey	oh	well
aha	goodbye	hello	ouch	whew
alas	goodness	hurray	psst	wow

### Practice A Identifying Interjections

*Underline the interjection in each item.*

**Example:** Ugh! I will have to work a long time to fix that.

**Answer:** Ugh! I will have to work a long time to fix that.

- Oh! I love this movie!
- Goodness! You scared me.
- Pssst, are you awake?
- Tsk-tsk, you should not be doing that.
- Ouch! I think I sprained my wrist.
- Hurray! We won the game!
- Alas, the ship was not seaworthy.
- Whew! That was a close call!
- Congratulations! I am so proud of you!
- Whoa! You are driving too fast!

### Practice B Supplying Interjections

*Read each sentence. Then, write an interjection that shows the feeling expressed in the sentence.*

**Example:** \_\_\_\_\_ I love this dessert!

**Answer:** Yum!

- \_\_\_\_\_ People are trying to study.
- \_\_\_\_\_ I had a terrible day.
- \_\_\_\_\_ I'm scared of mice.
- \_\_\_\_\_ That casserole looks pretty bad.
- \_\_\_\_\_ The superhero took one on the chin.
- \_\_\_\_\_ You win some, and you lose some.
- \_\_\_\_\_ You must be very happy.
- \_\_\_\_\_ I'm feeling pretty discouraged.
- \_\_\_\_\_ The tray slipped off the counter.
- \_\_\_\_\_ How have you been?

### Writing and Speaking Application

Write four sentences, each using an interjection. Circle the interjections. Then, take turns reading your sentences with a partner. Your partner should listen for and name the interjections in your sentences. Then, switch roles with your partner.

Name \_\_\_\_\_ Date \_\_\_\_\_

## 12 SIMPLE SUBJECTS AND PREDICATES

The simple subject is the essential noun, pronoun, or group of words that acts as a noun in a complete subject. The simple predicate is the essential verb or verb phrase in a complete predicate.

The complete subject includes the simple subject plus any words that describe it. The complete predicate includes the simple predicate and all the words that describe it.

Complete Subjects	Complete Predicates
The <u>glass</u> of juice	<u>is sitting</u> on the table next to the couch.
The very sick <u>fox</u>	<u>stayed</u> in his den all day.
My geology <u>paper</u>	<u>will be submitted</u> right after class.

### Practice A Identifying Simple Subjects

In the sentences below, the complete subject is underlined. Circle the simple subject (which will be part of the underlined section).

**Example:** The boy with the short black hair loves to ride his minibike.

**Answer:** The(boy)with the short black hair loves to ride his minibike.

- My mother, who loves to skydive, can't swim.
- The bird on the wire moved closer to its companion.
- The bananas in the fruit bowl are over-ripe.
- The printer needs a new ink cartridge.
- The finger that he bruised should be x-rayed.
- Ben's painting speaks to my soul.
- The keys to Sarah's car are hopelessly lost.
- The biology book includes colorful illustrations.
- His best and oldest friend lent him money.
- Many poems describe the night sky.

### Practice B Identifying Simple Predicates

In the sentences below, the complete predicate is underlined. Circle the simple predicate (which will be part of the underlined section).

**Example:** Juanita tossed her backpack into the trunk.

**Answer:** Juanita(tossed)her backpack into the trunk.

- The dishes you gave me will make the table beautiful.
- Gray days remind me of my summer in Seattle.
- He took his daughter to the park yesterday morning.
- The man with the yellow hat loves monkeys.
- I cried during the second act of that play.
- The president of the PTA tries her best.
- Uncle Trae wore his best suit to the wedding.
- The purse that she wants costs fifty dollars.
- We canceled our plans.
- That mother knows her children well.

### Writing and Speaking Application

Write four sentences, and underline the simple subject and simple predicate in each. Then, read your sentences to a partner, who should listen for and name the simple subject and the simple predicate in each sentence. Then, switch roles with your partner.



Name \_\_\_\_\_ Date \_\_\_\_\_

### 13 FRAGMENTS

**A fragment is a group of words that lacks a subject or a predicate, or both. It does not express a complete unit of thought.**

Fragments are not usually used in writing because they might not be understood. Fragments can be corrected by adding the parts that are needed to make a complete thought. See the examples in the table below.

Fragments	Complete Sentences
the frog with warts	The frog with warts gives me the creeps.
live in those woods	Beautiful elk live in those woods.

#### Practice A Distinguishing Sentences and Fragments

*Each item below is punctuated like a sentence, but some of the items are fragments. Read each item and, on the line provided, write whether it is a sentence or a fragment.*

**Example:** The monkey who knows sign language.

**Answer:** fragment

1. Is running late. \_\_\_\_\_
2. Sunshine makes flowers grow. \_\_\_\_\_
3. Stronger by lifting weights. \_\_\_\_\_
4. He watched the movie twice. \_\_\_\_\_
5. Which is no way to make friends. \_\_\_\_\_
6. Is a famous boy. \_\_\_\_\_
7. I don't like that music. \_\_\_\_\_
8. Was far too tedious for me to finish. \_\_\_\_\_
9. Gabriel graduated with honors. \_\_\_\_\_
10. Tanya suddenly stood up. \_\_\_\_\_

#### Practice B Fixing Fragments

*Read each fragment below. Then, use each fragment in a sentence.*

**Example:** to the store

**Answer:** My mom asked me to go to the store for her.

1. the little boy \_\_\_\_\_
2. went running through the field \_\_\_\_\_
3. the beautiful horse \_\_\_\_\_
4. sat down at the desk \_\_\_\_\_
5. was standing in a field \_\_\_\_\_

#### Writing and Speaking Application

Write four fragments and read them to a partner. Together, decide how the fragments can be made into sentences. Then, switch roles with your partner.



# Grade 9

# MATH



**LESSON**  
**3-1**

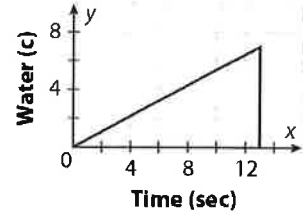
# Graphing Relationships

## Reteach

You can draw a graph to show a quick picture of a situation.

Ramon filled a balloon with water. The balloon popped and all the water spilled out.

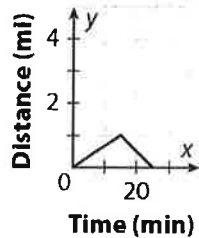
The graph shows that the level of water in the balloon goes up slowly when it is being filled. Then it pops and the water level goes down to 0 suddenly. This matches the situation.



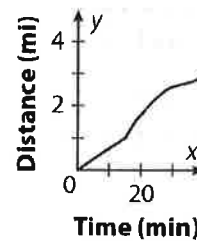
### Example

Cathy takes a walk with her dog. The dog runs away, continuing in the same direction, so Cathy goes back to her house to get help.

This graph shows Cathy's walk.



This graph shows the dog's walk.



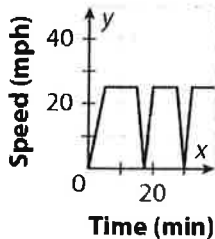
How are the graphs alike? How are they different?

They are alike until the dog runs away because Cathy and the dog were walking away from the house together. Then the line for Cathy goes down as she gets closer to her house. The line for the dog goes up because it is still running away.

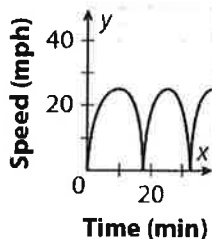
### Choose the graph that matches the situation.

1. A bus travels at 25 miles per hour. It slows and stops to pick up riders. The bus picks up riders at 2 stops. Graph \_\_\_\_\_.

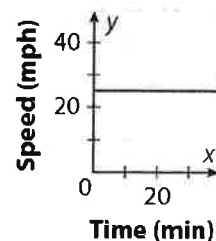
A.



B.

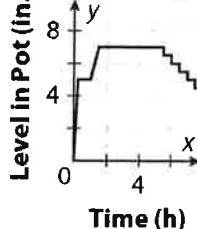


C.

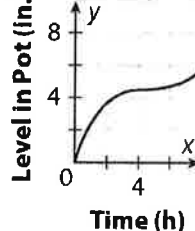


2. The cook put broth and vegetables into the pot. Later he added some meat. He let it cook for a while, then served it to diners one dish at a time. Graph \_\_\_\_\_.

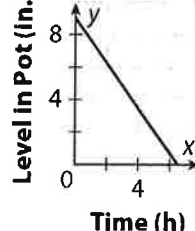
A.



B.



C.



**LESSON**  
**3-1**

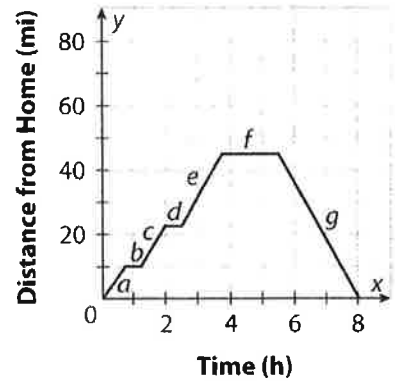
# Graphing Relationships

## Practice and Problem Solving: Modified

Identify each part of the graph for the situation. The first one is done for you.

Jack took a drive in the country. He drove for a while, then stopped to buy gas. He drove a bit more and stopped at a roadside fruit stand. After more driving, he stopped for lunch. Then he drove straight home.

Which part of the graph represents these events?

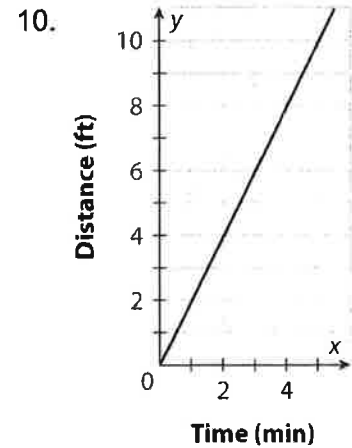
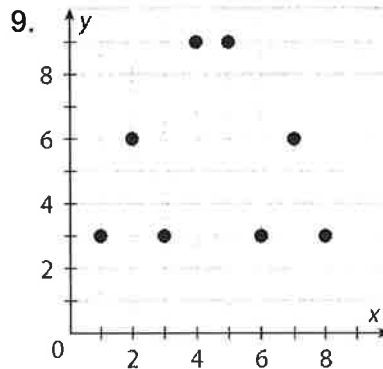
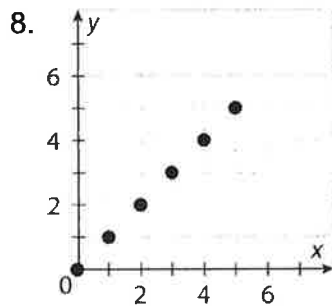


1. stopped at a roadside fruit stand   d
2. drove straight home \_\_\_\_\_
3. stopped to buy gas \_\_\_\_\_
4. started his drive \_\_\_\_\_
5. stopped for lunch \_\_\_\_\_

Complete each sentence. The first one is done for you.

6. The domain is the set of   input   numbers, or values of  $x$ .
7. The range is the set of \_\_\_\_\_ numbers, or values of  $y$ .

Find the domain and range for each graph. The first one is done for you.



domain:  
  0, 1, 2, 3, 4, 5  

range:  
  0, 1, 2, 3, 4, 5  

domain:  
\_\_\_\_\_

range:  
\_\_\_\_\_

domain:  
\_\_\_\_\_

range:  
\_\_\_\_\_

**LESSON**  
**3-1**

# Graphing Relationships

## Practice and Problem Solving: A/B

**Solve.**

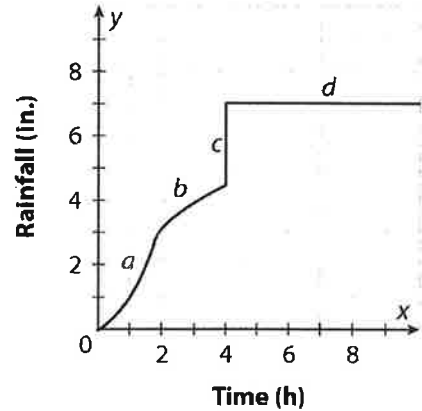
1. The graph shows the amount of rainfall during one storm. What does segment *d* represent?

\_\_\_\_\_

\_\_\_\_\_

2. Which segment represents the heaviest rainfall?

\_\_\_\_\_

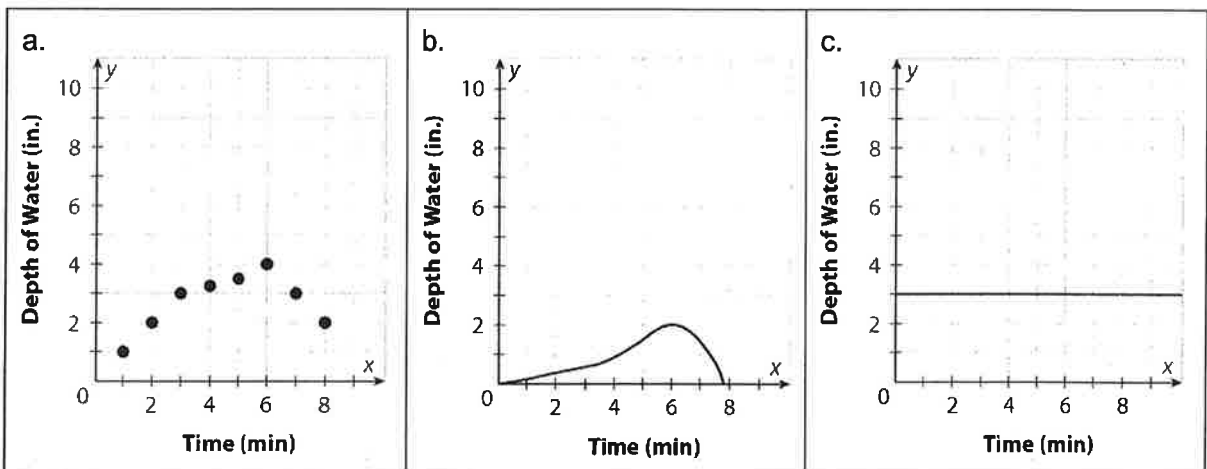


**For each situation, tell whether a graph of the situation would be a continuous graph or a discrete graph.**

3. the number of cans collected for recycling \_\_\_\_\_
4. pouring a glass of milk \_\_\_\_\_
5. the distance a car travels from a garage \_\_\_\_\_
6. the number of people in a restaurant \_\_\_\_\_

**Identify which graph represents the situation, the kind of graph, and the domain and range of the graph.**

7. Jason takes a shower, but the drain in the shower is not working properly.



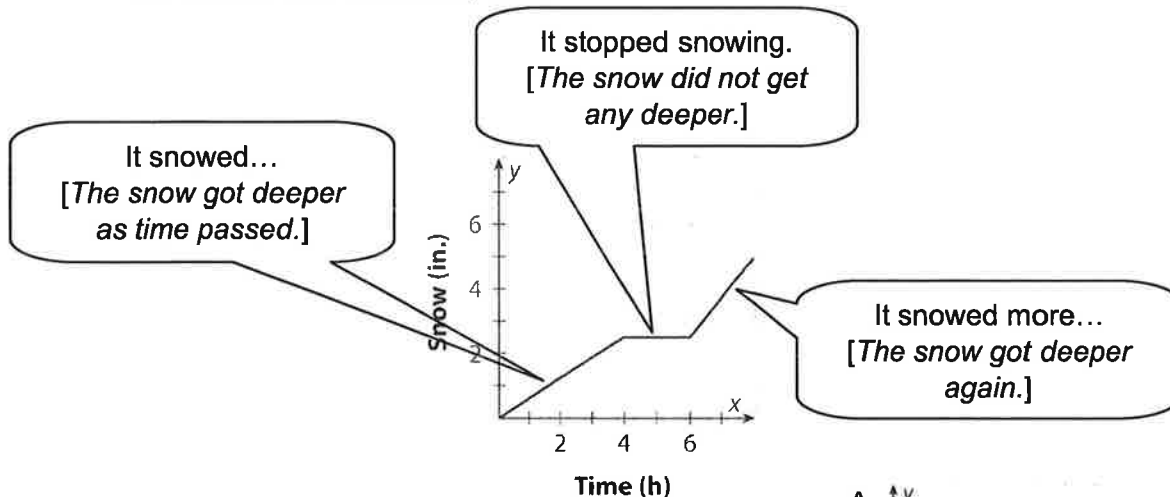
**LESSON**  
**3-1**

# Graphing Relationships

## Reading Strategies: Identify Relationships

You can use a graph to give you a picture of a problem. Think about what is happening in the problem.

It snowed in the morning on Tuesday. Then it stopped snowing.  
It snowed more in the afternoon.



Read the labels on the graph and relate one to the other.

**Match each situation with the correct graph. Write your own situation for the graph that is not used as an answer.**

1. Mariel filled the bathtub. She took a bath.

Then she let the water out of the tub. \_\_\_\_\_

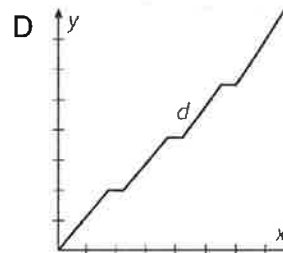
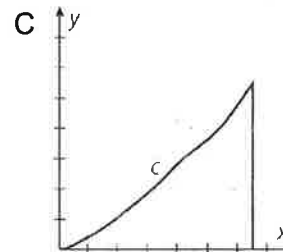
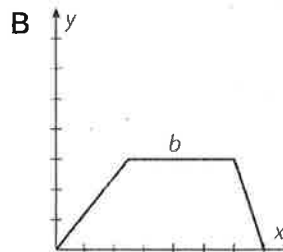
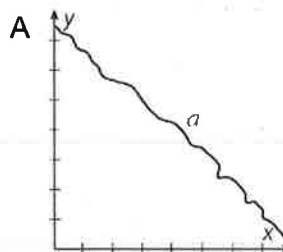
2. Riley drove to his grandmother's house.

He stopped for gas 3 times. \_\_\_\_\_

3. The temperature dropped overnight by 2° to

3°F each hour. \_\_\_\_\_

4. \_\_\_\_\_  
\_\_\_\_\_  
\_\_\_\_\_  
\_\_\_\_\_





**LESSON**  
**3-2**

# Understanding Relations and Functions

## Reteach

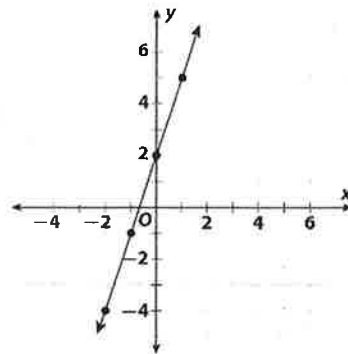
An equation such as  $y = 3x + 2$  defines a **function**. If you choose a value for  $x$ , you can then calculate a corresponding value for  $y$ . If the equation defines a function, then each value for  $x$  will correspond with *only one value for  $y$* . Because each value for  $y$  depends on the chosen value for  $x$ , an equation that is a function can be written in function notation, such as  $f(x) = 3x + 2$ .

In function notation, the  $f$  next to the  $(x)$  does NOT mean to multiply. Say this as "the function of  $x$  is  $3x + 2$ " or " $f$  of  $x$  equals  $3x + 2$ ."

**Example**

To graph  $f(x) = 3x + 2$ , make a table of three or more values for  $x$  with the corresponding values for  $y$ . Then plot the ordered pairs and join them with a line that continues in both directions.


$x$	-2	-1	0	1
$f(x)$	-4	-1	2	5



Complete the table and graph the function  $f(x) = -2x - 4$ .

1.

$x$	-3	-2	-1	0
$f(x)$				



The **domain** of a function is the set of values for  $x$ .

The **range** of a function is the set of values for  $y$ .

In the function  $f(x) = -2x - 4$ , both the domain and the range are all real numbers.

**Example**

Does this table describe a function? Explain.

If it is a function, give the domain and range.

Yes, because each  $x$  is paired with only one  $y$ .

The domain is  $\{1, 2, 3, 4\}$ , and the range is  $\{3, 4, 5\}$ .

$x$	1	2	3	4
$f(x)$	3	3	4	5

Tell whether each pairing of numbers describes a function. If so, write the function and give the domain and range.

2.

$x$	0	1	2	3
$f(x)$	0	-1	-2	-3

\_\_\_\_\_

\_\_\_\_\_

3.

$x$	0	1	1	4
$f(x)$	0	1	-1	2

\_\_\_\_\_

\_\_\_\_\_

4.

$x$	0	1	2	3
$f(x)$	1	2	3	4

\_\_\_\_\_

\_\_\_\_\_

**LESSON**  
**3-2**

# Understanding Relations and Functions

## Practice and Problem Solving: Modified

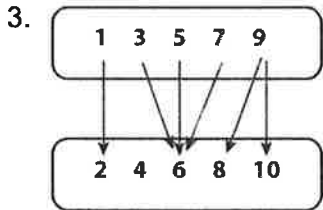
Identify the domain and range for each set of ordered pairs. The first one is started for you.

1.  $\{(0, 1), (3, -1), (5, 1)\}$

domain:  $\{0, 3, 5\}$

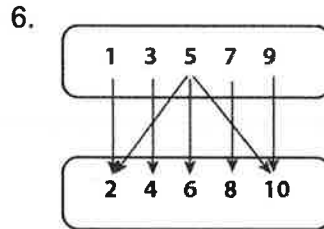
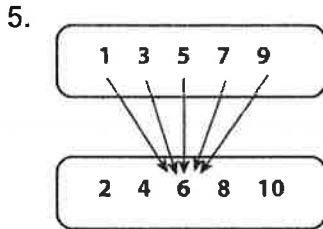
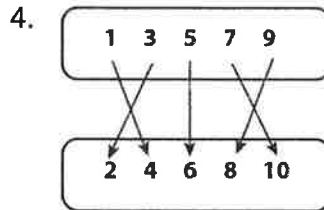
2.  $\{(2, 2), (3, 4), (-1, 2), (3, -4), (0, 5)\}$

State whether each mapping diagram shows a function. If not, explain why. The first one is done for you.



It is not a function because

9 is paired with two outputs.



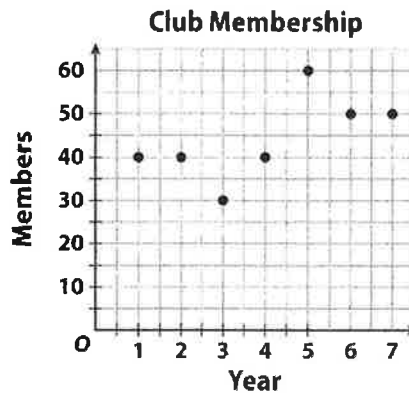
A club's president kept track of membership over its first 7 years. Use her graph below to solve 7–9. The first one is done for you.

7. What is the range in the graph?

$\{30, 40, 50, 60\}$

8. What is the domain in the graph?

9. Does the graph show a function? Explain your reasoning.



**LESSON**  
**3-2**

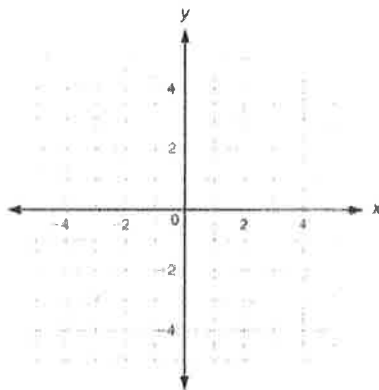
# Understanding Relations and Functions

## Practice and Problem Solving: A/B

Express each relation as a table, as a graph, and as a mapping diagram.

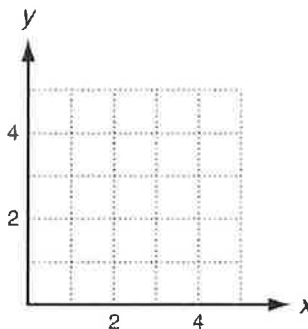
1.  $\{(-2, 5), (-1, 1), (3, 1), (-1, -2)\}$

x	y

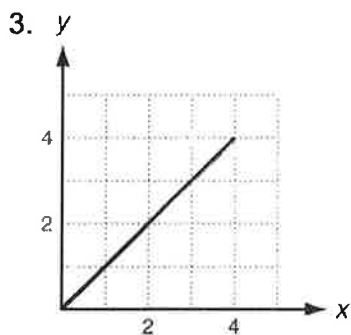


2.  $\{(5, 3), (4, 3), (3, 3), (2, 3), (1, 3)\}$

x	y



Give the domain and range of each relation. Tell whether the relation is a function. Explain.



D: \_\_\_\_\_

R: \_\_\_\_\_

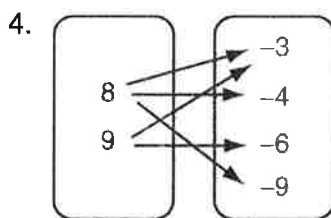
Function? \_\_\_\_\_

Explain: \_\_\_\_\_

\_\_\_\_\_

\_\_\_\_\_

\_\_\_\_\_



D: \_\_\_\_\_

R: \_\_\_\_\_

Function? \_\_\_\_\_

Explain: \_\_\_\_\_

\_\_\_\_\_

\_\_\_\_\_

\_\_\_\_\_

5. 

x	y
1	4
2	5
0	6
1	7
2	8

D: \_\_\_\_\_

R: \_\_\_\_\_

Function? \_\_\_\_\_

Explain: \_\_\_\_\_

\_\_\_\_\_

\_\_\_\_\_

\_\_\_\_\_

**LESSON**  
**3-2**

# Understanding Relations and Functions

## Reading Strategies: Use Examples and Non-Examples

A **function** is defined as a relation that pairs each domain value with exactly one range value. No x-value can be repeated with a different y-value.

**Examples**

$\{(1, 3), (2, 4), (3, 5), (6, 8)\}$

<b>x</b>	-2	-1	0	1	2
<b>y</b>	6	6	6	6	6

**Non-Examples**

$\{(1, 3), (2, 4), (3, 5), (3, 8)\}$

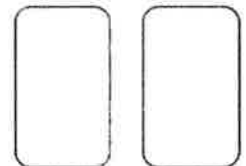
<b>x</b>	6	6	6	6	6
<b>y</b>	-2	-1	0	1	2

**Answer the following.**

1. Give your own example of a function in table form.

<b>x</b>				
<b>y</b>				

2. Give an example of a mapping diagram that is **not** a function.



3. Explain why the relation in Problem 2 is **not** a function.

---



---

**Tell whether each of the following is a function by writing yes or no.**

4. \_\_\_\_\_

5. \_\_\_\_\_

<b>x</b>	<b>y</b>
-3	8
-2	5
-1	1
-1	4
-1	6

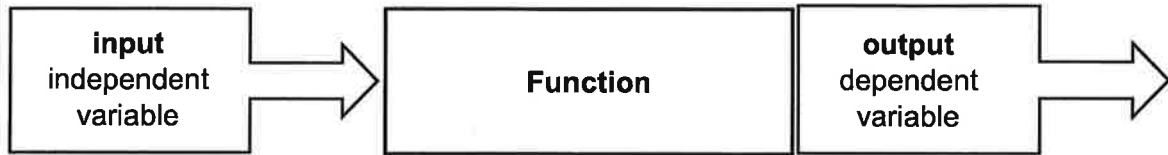
6. \_\_\_\_\_

**LESSON**  
**3-3**

**Modeling with Functions**

**Reteach**

To write a function for a situation, identify the independent variable and the dependent variable.

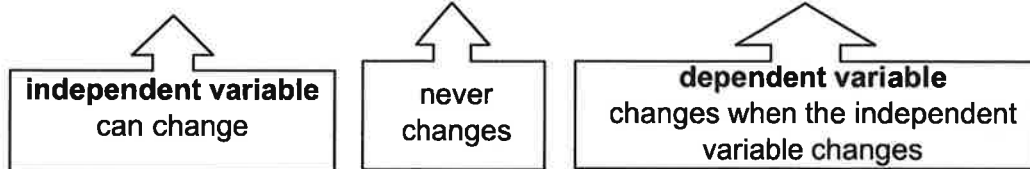


In a word problem, the output is usually the answer to the problem, but not always.

**Example:**

Nick earns \$21 per hour. How much will he make working for 8 hours?

Think: 8 hours × \$21 = the total amount Nick earns.



Nick can work any number of hours. This is the independent variable.  
 Nick will earn (number of hours × \$21). The total depends on the number of hours. This is the dependent variable.

**Identify the independent variable and the dependent variable in 1–3.**

1. Brandie earns \$8 per hour. How much will she earn working 7 hours?

Think: \_\_\_\_\_ × \$8 = \_\_\_\_\_

Independent variable: \_\_\_\_\_

Dependent variable: \_\_\_\_\_

2. A cell phone company charges \$0.15 per minute. Zach used his phone 103 minutes last month. How much will he be charged?

Think: \_\_\_\_\_ × \$0.15 = \_\_\_\_\_

Independent variable: \_\_\_\_\_

Dependent variable: \_\_\_\_\_

3. Every serving of lasagna has 410 calories. Ed ate 3 servings. How many calories did he eat?

Think: \_\_\_\_\_ × 410 = \_\_\_\_\_

Independent variable: \_\_\_\_\_

Dependent variable: \_\_\_\_\_

**LESSON**  
**3-3**
**Modeling with Functions**
**Practice and Problem Solving: Modified**

Identify the independent (input) variable and the dependent (output) variable for each situation. The first one is done for you.

1. how much Sam earns when he makes \$15 per hour

The amount earned depends on the number of hours worked.

Independent variable: number of hours worked

Dependent variable: amount earned

2. the cost of a bunch of grapes at \$1.19 per pound

The \_\_\_\_\_ depends on the \_\_\_\_\_.

Independent variable: \_\_\_\_\_

Dependent variable: \_\_\_\_\_

Rewrite each equation as a function. The first one is done for you.

3.  $2y - 2x = 8$

4.  $y + 5x = 16$

5.  $4y - 8x = -16$

$y = x + 4$

$f(x) = x + 4$

Write a function for each situation. The first one is done for you.

6. An electrician charges \$60 per hour. How much does he charge for 6 hours?

The total cost depends on the number of hours worked.

Independent variable: the number of hours worked

Dependent variable: the total cost

Equation:  $y = 60x$

Function:  $f(x) = 60x$

7. A drone costs \$300 plus \$25 for each set of extra propellers. What is the cost of a drone and 4 extra sets of propellers?

The \_\_\_\_\_ depends on the \_\_\_\_\_.

Independent variable: \_\_\_\_\_

Dependent variable: \_\_\_\_\_

Equation: \_\_\_\_\_

Function: \_\_\_\_\_



**LESSON**  
**3-3**

**Modeling with Functions**

**Practice and Problem Solving: A/B**

**Identify the dependent and independent variables in each situation.**

1. The cost of a dozen eggs depends on the size of the eggs.

dependent: \_\_\_\_\_ independent: \_\_\_\_\_

2. Ally works in a shop for \$18 per hour.

dependent: \_\_\_\_\_ independent: \_\_\_\_\_

3. 5 pounds of apples costs \$7.45.

dependent: \_\_\_\_\_ independent: \_\_\_\_\_

**For each situation, write a function as a standard equation and in function notation.**

4. Keesha will mow grass for \$8 per hour.

standard: \_\_\_\_\_ function: \_\_\_\_\_

5. Oranges are on sale for \$1.59 per pound.

standard: \_\_\_\_\_ function: \_\_\_\_\_

**For each situation, identify the dependent and independent variables. Write a function in function notation, and use the function to solve the problem.**

6. A plumber charges \$70 per hour plus \$40 for the call. What does he charge for 4 hours of work?

dependent: \_\_\_\_\_ Solution: \_\_\_\_\_

independent: \_\_\_\_\_

function: \_\_\_\_\_

7. A sanitation company charges \$4 per bag for garbage pickup plus a \$10 weekly fee. A restaurant has 14 bags of  $g$  garbage. What will the sanitation company charge the restaurant?

dependent: \_\_\_\_\_ Solution: \_\_\_\_\_

independent: \_\_\_\_\_

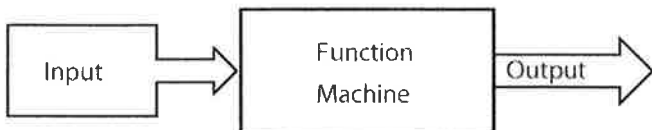
function: \_\_\_\_\_

**LESSON**  
**3-3**

# Modeling with Functions

## Reading Strategies: Use Examples and Non-Examples

In a function, the value of the dependent, or output variable depends on the value of the independent, or input variable.



The input value is the independent variable. The output value is the dependent variable. The output value *depends on* the input value.

**Identify the independent and dependent variable in each situation.**

1. Jake is a personal trainer and he charges \$45 per hour.

The \_\_\_\_\_ is 45 times the \_\_\_\_\_.

Independent variable: \_\_\_\_\_

Dependent variable: \_\_\_\_\_

2. A company charges \$1.25 for each pound of freight shipped on its trucks.

The \_\_\_\_\_ is 1.25 times the \_\_\_\_\_.

Independent variable: \_\_\_\_\_

Dependent variable: \_\_\_\_\_

3. There are 52 cards in a standard deck of playing cards.

The \_\_\_\_\_ is \_\_\_\_\_ times the \_\_\_\_\_.

Independent variable: \_\_\_\_\_

Dependent variable: \_\_\_\_\_

4. Shari's car can travel 32 miles on each gallon of gas.

The \_\_\_\_\_ is \_\_\_\_\_ times the \_\_\_\_\_.

Independent variable: \_\_\_\_\_

Dependent variable: \_\_\_\_\_

5. It takes 3 ounces of detergent to wash a load of laundry.

The \_\_\_\_\_ is \_\_\_\_\_ times the \_\_\_\_\_.

Independent variable: \_\_\_\_\_

Dependent variable: \_\_\_\_\_

**LESSON**  
**5-3**

# Interpreting Rate of Change and Slope

## Reteach

Find the rate of change, or **slope**, for the graph of a straight line by finding  $\frac{\text{change in } y}{\text{change in } x}$ .

**Step 1:** First choose any two points on the line.

**Step 2:** Begin at one of the points.

**Step 3:** Count vertically until you are even with the second point.

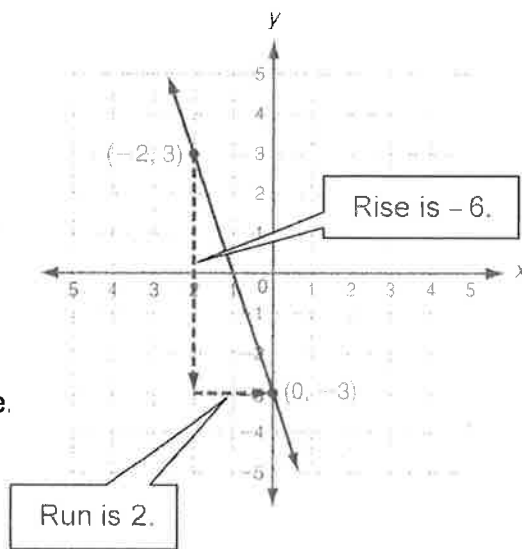
This is the rise. If you go down the rise will be negative. If you go up the rise will be positive.

**Step 4:** Count over until you are at the second point.

This is the run. If you go left the run will be negative. If you go right the run will be positive.

**Step 5:** Divide to find the slope.

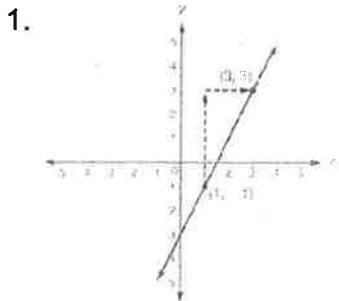
$$\text{slope} = \frac{\text{rise}}{\text{run}} = -\frac{6}{2} = -3$$



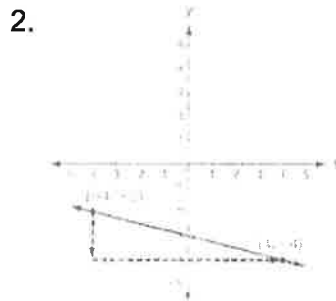
The **slope of a horizontal line is zero**. A horizontal line has no steepness at all.

The **slope of a vertical line is undefined**. A vertical line is infinitely steep.

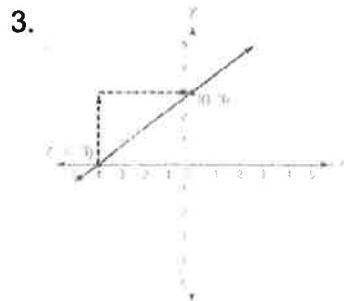
Find the slope of each line.



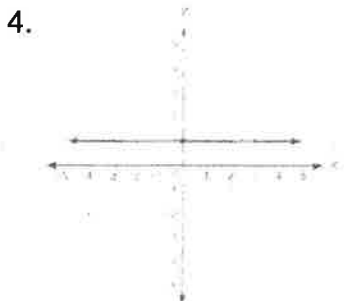
\_\_\_\_\_



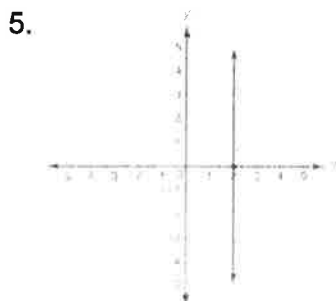
\_\_\_\_\_



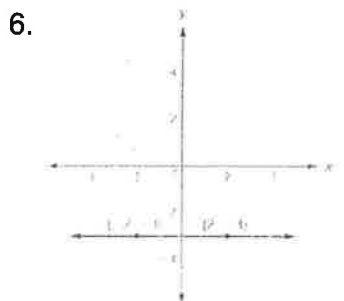
\_\_\_\_\_



\_\_\_\_\_



\_\_\_\_\_

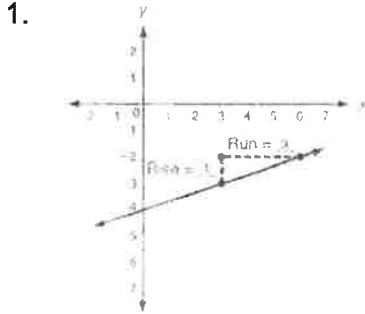


\_\_\_\_\_

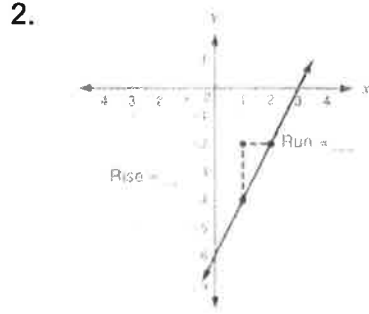
**LESSON** **5-3** **Interpreting Rate of Change and Slope**

**Practice and Problem Solving: Modified**

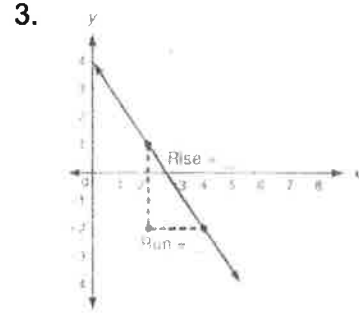
Find the rise and run between the two points indicated on each line. Then find the rate of change or slope of the line. The first one is done for you.



slope =  $\frac{1}{3}$

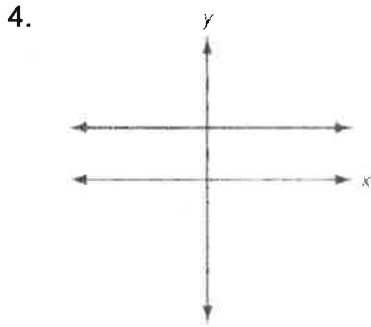


slope = \_\_\_\_\_

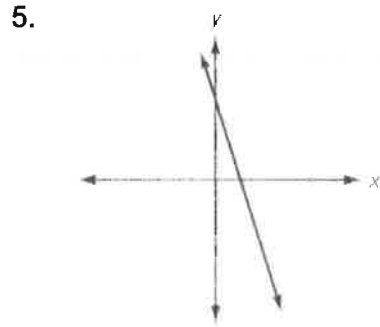


slope = \_\_\_\_\_

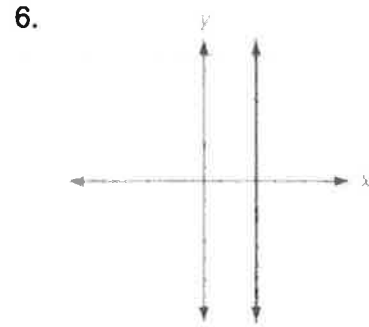
Tell whether the slope of each line is positive, negative, zero, or undefined. The first one is done for you.



zero



\_\_\_\_\_



\_\_\_\_\_

**Solve.**

7. The table shows a truck driver's distance from home during one day's deliveries. Find the rate of change for each time interval.

<b>Times (h)</b>	0	1	4	5	8	10
<b>Distance (mi)</b>	0	35	71	82	199	200

Hour 0 to Hour 1: \_\_\_\_\_ Hour 1 to Hour 4: \_\_\_\_\_ Hour 4 to Hour 5: \_\_\_\_\_

Hour 5 to Hour 8: \_\_\_\_\_ Hour 8 to Hour 10: \_\_\_\_\_

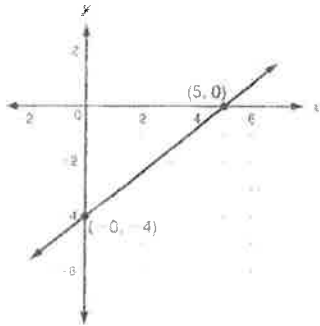
**LESSON**  
**5-3**

# Interpreting Rate of Change and Slope

## Practice and Problem Solving: A/B

Find the rise and run between the marked points on each graph. Then find the rate of change or slope of the line.

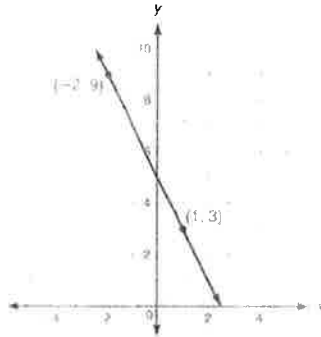
1.



rise = \_\_\_\_\_ run = \_\_\_\_\_

slope = \_\_\_\_\_

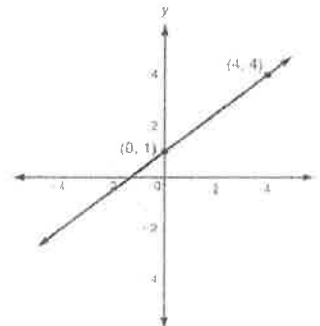
2.



rise = \_\_\_\_\_ run = \_\_\_\_\_

slope = \_\_\_\_\_

3.

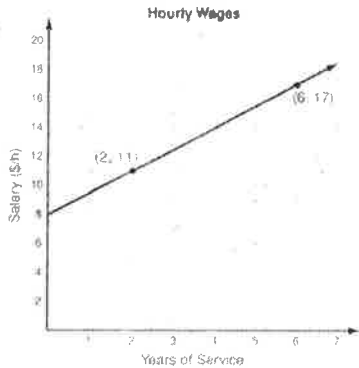


rise = \_\_\_\_\_ run = \_\_\_\_\_

slope = \_\_\_\_\_

Find the slope of each line. Tell what the slope represents.

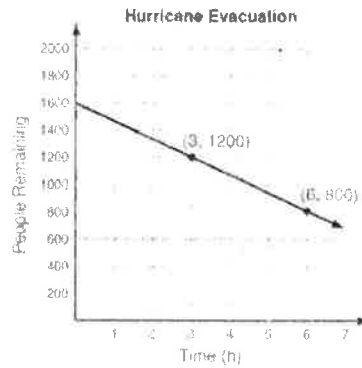
4.



\_\_\_\_\_

\_\_\_\_\_

5.



\_\_\_\_\_

\_\_\_\_\_

**Solve.**

6. When ordering tickets online, a college theater charges a \$5 handling fee no matter how large the order. Tickets to a comedy concert cost \$58 each. If you had to graph the line showing the total cost,  $y$ , of buying  $x$  tickets, what would the slope of your line be? Explain your thinking.

\_\_\_\_\_

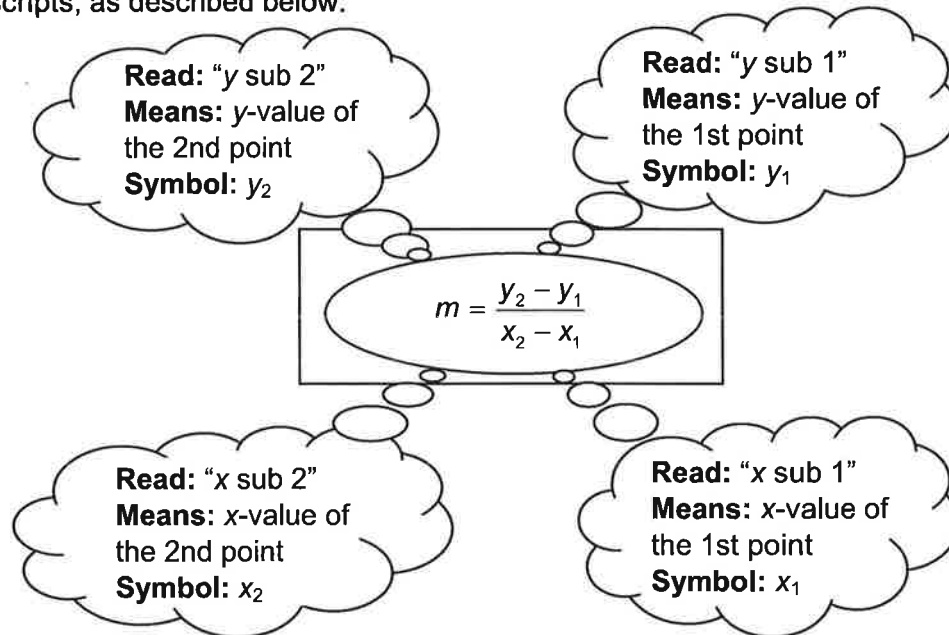
\_\_\_\_\_

**LESSON**  
**5-3**

# Interpreting Rate of Change and Slope

## Reading Strategies: Understanding Mathematical Notation

In the slope formula,  $x$ - and  $y$ -values of two different points are identified using subscripts, as described below.



Answer 1–3 using the table.

<b>x</b>	-3	-2	-1	0	1
<b>y</b>	2	4	6	8	10

1. If you use  $-2$  to represent  $x_1$ , what is the value of  $y_1$ ? \_\_\_\_\_
2. Choose a different point to represent  $(x_2, y_2)$ . \_\_\_\_\_
3. Calculate the slope of the line represented by the table. \_\_\_\_\_

Use the graph to complete 4 and 5.

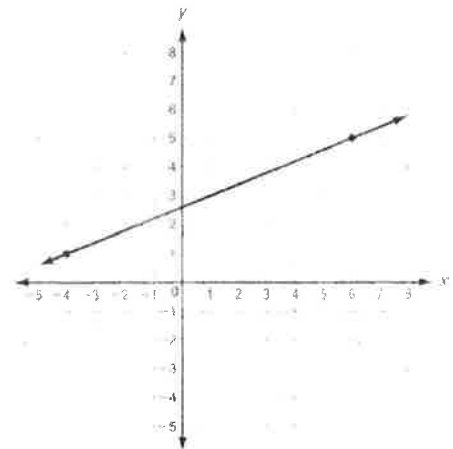
4. Which two ordered pairs are plotted on the graph?  
\_\_\_\_\_

5. What is the slope of the line?  
\_\_\_\_\_

6. Find the slope of the line that contains

$(3, 6)$  and  $(-4, 6)$ . \_\_\_\_\_

7. Describe the line in Problem 6. \_\_\_\_\_





**LESSON**  
**6-1**

**Slope-Intercept Form**

**Reteach**

An equation is in **slope-intercept form** if it is written as:

$$y = mx + b.$$

*m* is the slope.  
*b* is the y-intercept.

You can use the slope and y-intercept to graph a line.

**Write  $2x + 6y = 12$  in slope-intercept form. Then graph the line.**

**Step 1: Solve for y.**

$$2x + 6y = 12$$

*Subtract 2x from both sides.*

$$\frac{-2x}{6} = \frac{-2x}{6} + \frac{12}{6}$$

$$6y = -2x + 12$$

$$\frac{6y}{6} = \frac{-2x + 12}{6}$$

*Divide both sides by 6.*

$$y = -\frac{1}{3}x + 2$$

*Simplify.*

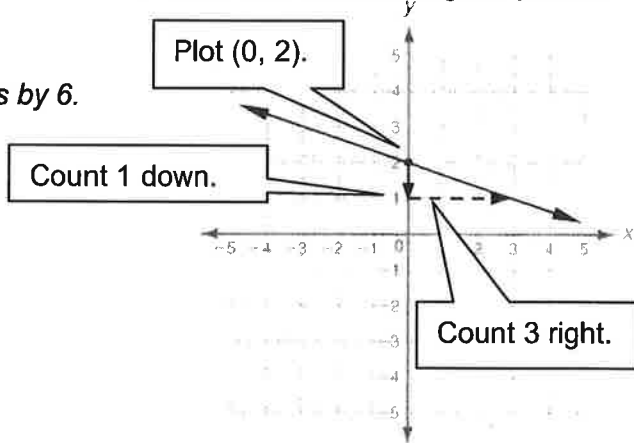
**Step 2: Find the slope and y-intercept.**

$$\text{slope: } m = -\frac{1}{3} = -\frac{1}{3}$$

$$\text{y-intercept: } b = 2$$

**Step 3: Graph the line.**

- Plot (0, 2).
- Then count **1 down** (because the rise is **negative**) and **3 right** (because the run is **positive**) and plot another point.
- Draw a line connecting the points.

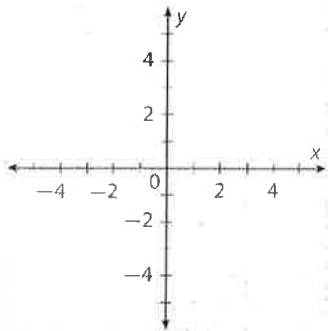


**Find each slope and y-intercept. Then graph each equation.**

1.  $y = \frac{1}{2}x - 3$

slope: \_\_\_\_\_

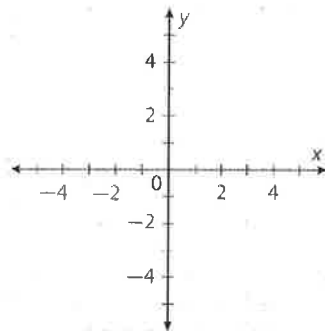
y-intercept: \_\_\_\_\_



2.  $3x + y = 2$

slope: \_\_\_\_\_

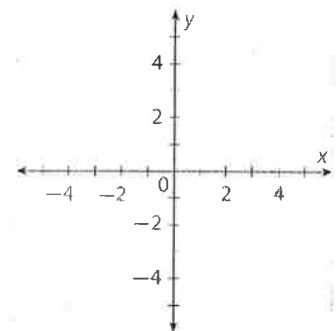
y-intercept: \_\_\_\_\_



3.  $2x - y = 3$

slope: \_\_\_\_\_

y-intercept: \_\_\_\_\_



**LESSON**  
**6-1**

**Slope-Intercept Form**

*Practice and Problem Solving: Modified*

Write each equation in slope-intercept form,  $y = mx + b$ . The first one is done for you.

1.  $4x + 2y = 8$

$y = -2x + 4$

2.  $8x + y = 17$

\_\_\_\_\_

3.  $-3x + y = -11$

\_\_\_\_\_

4.  $5x + 4y = 4$

\_\_\_\_\_

5.  $2y + 6 = x$

\_\_\_\_\_

6.  $5x - 20y = 2$

\_\_\_\_\_

Find the slope of each line. The first one is done for you.

7.  $10x + y = 1$

$-10$

8.  $y = -x + 7$

\_\_\_\_\_

9.  $2 + y = 8 + 4x$

\_\_\_\_\_

Find the y-intercept of each line. The first one is done for you.

10.  $x + y + 8 = 0$

$-8$

11.  $4y = -6x + 8$

\_\_\_\_\_

12.  $y + 5 = 3x - 9$

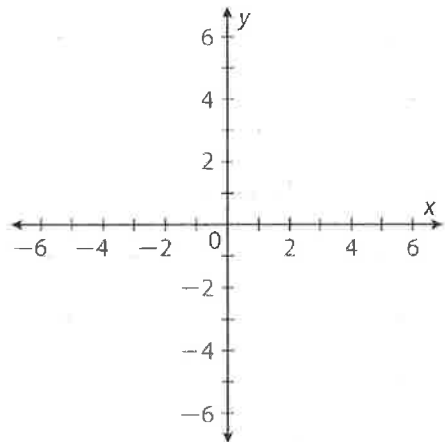
\_\_\_\_\_

Name the slope and y-intercept for each line. Then graph the line. The first one is started for you.

13.  $y = 3x - 5$

slope 3

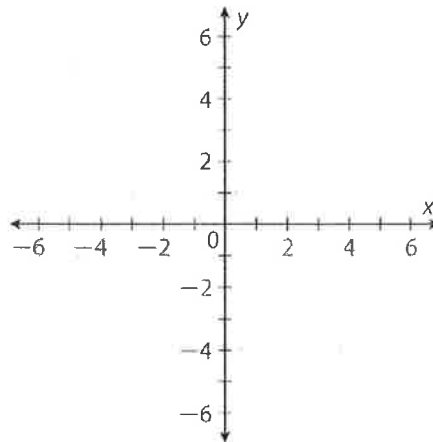
y-intercept  $-5$



14.  $2x + 5y = 15$

slope \_\_\_\_\_

y-intercept \_\_\_\_\_



**Solve.**

15. The price of a bus ride rose from \$2 to \$2.50. If you graphed the function  $f(x)$  = the cost of  $x$  bus rides, how would the graph change after the fare rose?

\_\_\_\_\_

**LESSON**  
**6-1**

**Slope-Intercept Form**

*Practice and Problem Solving: A/B*

**Write the equation for each line in slope-intercept form. Then identify the slope and the y-intercept.**

1.  $4x + y = 7$

Equation: \_\_\_\_\_

Slope: \_\_\_\_\_

y-intercept: \_\_\_\_\_

2.  $2x - 3y = 9$

Equation: \_\_\_\_\_

Slope: \_\_\_\_\_

y-intercept: \_\_\_\_\_

3.  $5x + 1 = 4y + 7$

Equation: \_\_\_\_\_

Slope: \_\_\_\_\_

y-intercept: \_\_\_\_\_

4.  $3x + 2y = 2x + 8$

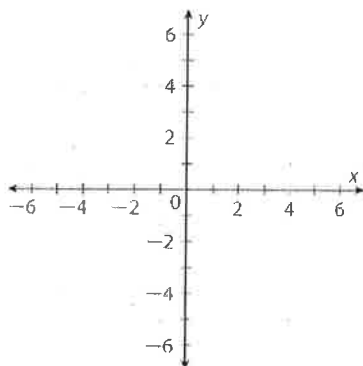
Equation: \_\_\_\_\_

Slope: \_\_\_\_\_

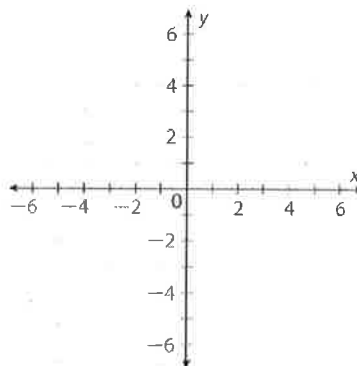
y-intercept: \_\_\_\_\_

**Graph the line described by each equation.**

5.  $y = -3x + 4$



6.  $y = \frac{5}{6}x - 1$



**Solve.**

7. What are the slope and y-intercept of  $y = 3x - 5$ ?

\_\_\_\_\_

8. A line has a y-intercept of  $-11$  and slope of  $0.25$ . Write its equation in slope-intercept form.

\_\_\_\_\_

9. A tank can hold 30,000 gallons of water. If 500 gallons of water are used each day, write the equation that represents the amount of water in the tank  $x$  days after it is full.

\_\_\_\_\_

**LESSON**  
**6-1**

# Slope-Intercept Form

## Reading Strategies: Follow a Procedure

The procedure outlined below shows how to graph a line using slope-intercept form.

**Graph the line described by  $2x + y = 4$ .**

**Step 1:**  
Rewrite in slope-intercept form.

$$2x + y = 4$$

$$\frac{-2x \quad -2x}{y = -2x + 4}$$

**Step 3:**  
Plot the point  $(0, b)$ .

**Step 4:**  
Plot a second point using the slope.

Down 2  
Right 1

**Step 2:**  
Identify the slope and y-intercept.

$$y = mx + b$$

$$m = -2 = \frac{-2}{1}$$

$$b = 4$$

**Step 5:**  
Draw a line through the points.

**Answer the following.**

1. What is the benefit of always writing slope as a fraction?

\_\_\_\_\_

2. What point would you plot first if  $b = -8$ ? \_\_\_\_\_

**Identify the slope and y-intercept for each equation.**

3.  $y = 5x + 12$   $m$ : \_\_\_\_\_  $b$ : \_\_\_\_\_

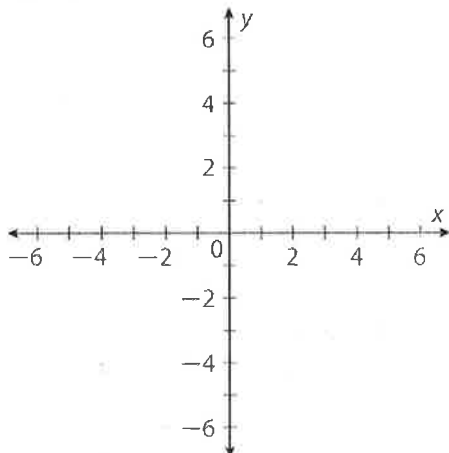
4.  $y = -3x$   $m$ : \_\_\_\_\_  $b$ : \_\_\_\_\_

5.  $y = x - 4$   $m$ : \_\_\_\_\_  $b$ : \_\_\_\_\_

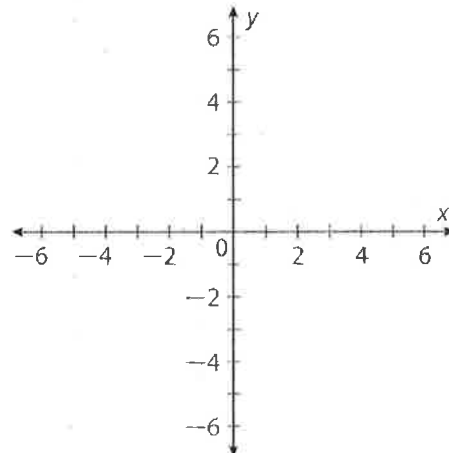
6.  $3y = x + 9$   $m$ : \_\_\_\_\_  $b$ : \_\_\_\_\_

**Graph the line described by each equation.**

7.  $3x + y = 2$



8.  $x + 2y = 6$

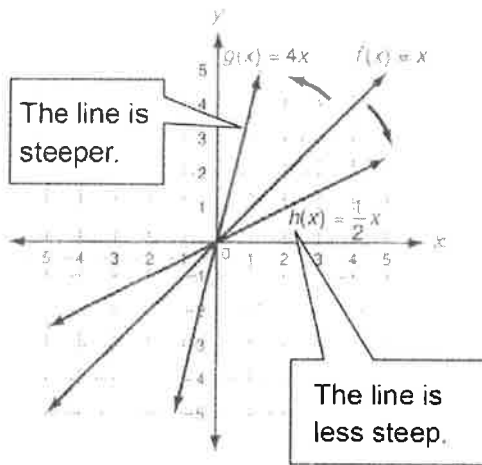
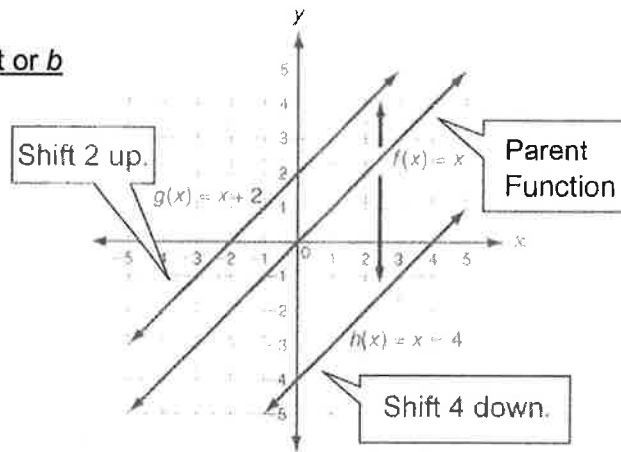


**LESSON**  
**6-4** **Transforming Linear Functions**

**Reteach**

For a linear function  $f(x) = mx + b$ , changing the value of  $b$  moves the graph up or down.

Description	Equation	y-intercept or $b$
Parent function	$f(x) = x$	0
Translate up 2	$g(x) = x + 2$	2
Translate down 4	$h(x) = x - 4$	-4



Changing the absolute value of the slope  $m$  makes the line more or less steep.

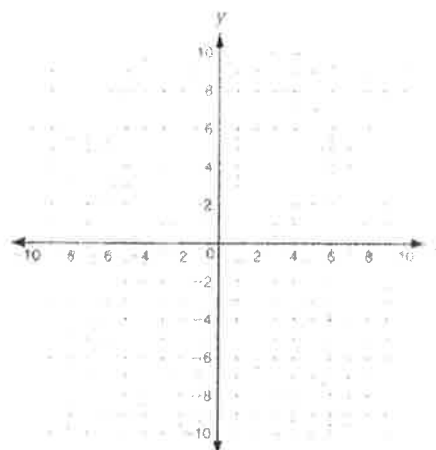
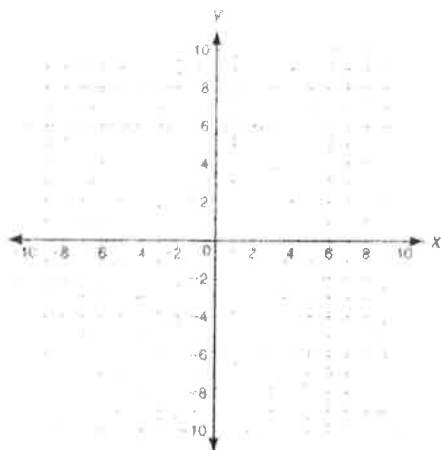
If  $m$  is **positive**, the line goes **up** from left to right.

If  $m$  is **negative**, the line goes **down** from left to right.

**Predict the change in the graph from  $f(x)$  to  $g(x)$ . Then graph both lines to check your prediction.**

1.  $f(x) = x$ ;  $g(x) = x + 5$

2.  $f(x) = -3x + 1$ ;  $g(x) = 3x + 1$





# Grade 9

# SCIENCE





# How can we use genetic engineering to get rid of malaria for good?



## Authors:

Kyros Kyrou, Andrew Hammond, Andrea Crisanti & others

## Associate Editors:

Seda Dawson and Madeleine Corcoran

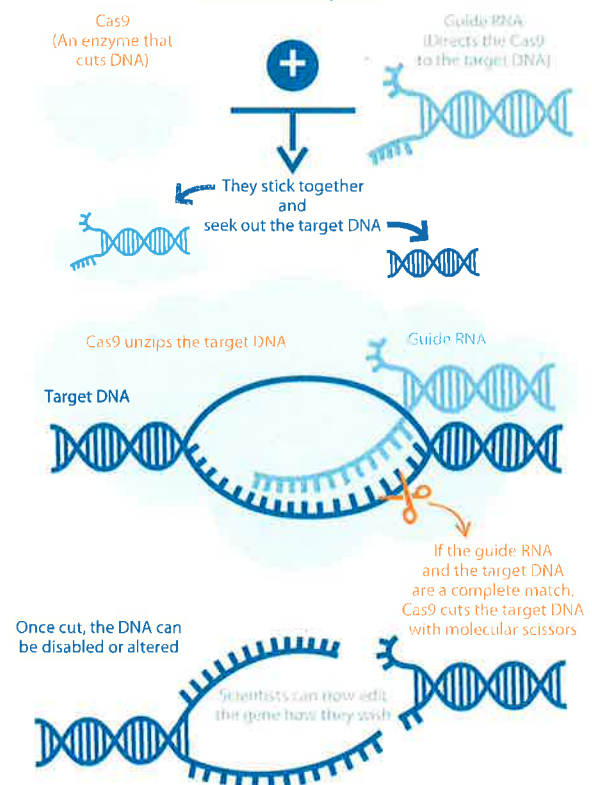
## Abstract

Nobody likes the buzzing sound or itchy bite of mosquitoes. But mosquito bites (only females bite, by the way!) are not just irritating: they can carry and spread deadly diseases such as *malaria*, dengue, yellow fever and many more. Every year, millions of people die from *mosquito-borne* diseases and most of them are young children. There are ways to get rid of mosquitoes and prevent such diseases, but they are not as effective as we would like.

What if we used *genetic engineering*? Here we modified the genetic makeup of *Anopheles gambiae* mosquitoes (the main carriers of malaria). The *mutation* prevented females from biting and laying eggs. It spread through our caged populations quickly and drove them extinct. Our results pave the way for lowering mosquito populations in the wild and getting rid of malaria in the future.

## EDITING GENES WITH CRISPR

A tool used by scientists to precisely edit genes inside cells. It consists of two parts...



## Introduction

You may have heard about malaria and the devastation it causes in Africa. But did you know that a child dies of malaria every two minutes? Despite global efforts, malaria remains one of the world's deadliest diseases. More than 400,000 people die of it every year, most of them children. Why can't we stop it?

*Anopheles gambiae* mosquitoes are the main vectors of malaria. This means they transmit malaria-causing parasites from one infected human to another. Available methods to control mosquito populations such as spraying *insecticides* or using sleeping nets have helped to prevent malaria, but they are not enough on their own. We believe genetic engineering could be the solution.

In this study, we used a gene-editing tool known as CRISPR/Cas9 (Fig. 1). We developed a way of genetically modifying *Anopheles* mosquitoes to disrupt their sexual development and force the whole population to collapse.

So how did our gene editing work and what could it mean for the future of mosquito control?

### Figure 1:

How CRISPR/Cas9 works. (Adapted from Cancer Research UK.)





## Discussion

The CRISPR/Cas9 gene drive generated a mutant gene leaving female mosquitoes unable to reproduce. It also allowed the males to continue spreading this female infertility mutation to offspring. If used in the wild, our method could quickly reduce local *Anopheles* populations. Releasing 200 drive-carrying mosquitoes in each village would eliminate malaria across significant areas of Africa in a couple of decades.

But introducing a gene drive into the wild would require agreement at local, national, and international levels. Once released, we cannot keep it in a single country or disable it easily. Some people are worried about the ecological consequences of gene drives. Luckily, every insect species has its own version of the *doublesex* gene so a *dsx* gene drive in *Anopheles gambiae* mosquitoes cannot jump to other insects such as bees. For that same reason, eliminating other mosquito-borne diseases would require different *dsx* gene drives targeting each species of mosquito that carries them.

## Conclusion

Gene drives give us a powerful tool in our long and frustrating fight with malaria and other mosquito-borne diseases. But we still need some time for small-scale *field trials* and public approval. In the meantime, you can do many things to limit mosquito populations and protect yourself:

- Get rid of sources of standing water, like buckets. These are breeding grounds for mosquitoes.

- Protect yourself from mosquito bites when traveling to a high-risk country by wearing long-sleeved shirts and pants, using insect repellents and sleeping under a net.
- Educate yourself and others about the potentials of genetic engineering and genetically modified organisms. Understanding how the technology works and who it affects can build trust in this new technology.

## Glossary of Key Terms

***Anopheles gambiae*** – mosquito species that serves as the main vector (carrier) for malaria.

**CRISPR/Cas9** – a genetic engineering method used to change the genetic makeup of living organisms. The proteins and RNA molecules used in CRISPR cut and edit targeted sections of a gene very precisely.

**DNA (short for DeoxyriboNucleic Acid)** – a molecule that carries the genetic instructions used in the growth, development, functioning, and reproduction of all known living organisms, including humans.

**Doublesex gene (*dsx*)** – a gene that controls the sexual development of insects.

**Field trials** – Experiments designed for and conducted outside of the laboratory in a 'real world' setting that is relevant to the question being explored.

**Gene** – A small section of DNA with the instructions for characteristics of the organism.

**Genetic Engineering** – the direct manipulation of an organism's genes using technology.

**Gene drive** – a genetic engineering method that increases the chances of passing down a mutated gene during sexual reproduction. A gene drive gene (mutated gene) copies itself to its counterpart that comes from the normal (unmutated) parent.

**Heterozygote** – an individual that has two different versions of a particular gene or genes.

**Insecticide** – a substance (usually chemicals) used to kill insects.

**Malaria** – a blood disease caused by a *Plasmodium* parasite, transmitted by the bite of infected mosquitoes. The severity of malaria varies based on the species of *Plasmodium*. Symptoms include chills, fever, and sweating, usually occurring a few weeks after being bitten. Treatment includes antimalarial drugs.

**Mosquito-borne diseases** – diseases that are transmitted by infected mosquitoes. Some examples are malaria, dengue, yellow fever, Zika, and West Nile virus. Different species of mosquitoes transmit different diseases.

**Mutation** – a change that occurs in a DNA sequence and genes. These changes may result in changes to physical traits.

**Vector** – an organism that carries and transmits disease-causing pathogens.

## Check your understanding



**1** *Anopheles gambiae* mosquitoes are a vector species for malaria. What is a vector species? Can you find out about some other vector species and the diseases they transmit?

**2** Scientists genetically engineered *Anopheles gambiae* mosquitoes. What were the characteristics of engineered mosquitoes that drove the lab populations to extinction?

**3** Scientists used a new approach that made this study so successful at wiping out mosquito populations: CRISPR/Cas9 gene drive. What is the purpose of a gene drive? How does it speed up the spread of a useful genetic mutation?

**Writing connection:** This study gives us a very powerful tool in our fight against malaria and other mosquito-borne diseases. But we need public support and approval to use it. Write a letter to a skeptical audience and persuade them to support the genetic engineering method used in this study.

**4**


Consider: Who is your target audience? What are their concerns? How would you address these concerns using scientific evidence?

## REFERENCES

Kyros Kyrou, Andrew M Hammond, Roberto Galizi, Nace Kranjc, Austin Burt, Andrea K Beaghton, Tony Nolan, Andrea Crisanti (2018). A CRISPR–Cas9 gene drive targeting doublesex causes complete population suppression in caged *Anopheles gambiae* mosquitoes. *Nature Biotechnology*.  
<https://doi.org/10.1038/nbt.4245>

World Health Organization: Malaria  
<https://www.who.int/malaria/en/>

Gene Drives Explained: How to Solve Problems with CRISPR  
<https://www.synthego.com/blog/gene-drive-crispr>



# Grade 9

H/SS





# Fritz Haber's experiments in life and death

By Smithsonian.com, adapted by Newsela staff on 08.04.19

Word Count 1,309

Level 1160L



Image 1. Belgian troops wearing early gas masks in 1915. Photo from the book, "The Great War: The Standard History of the All Europe Conflict" edited by H. W. Wilson and J. A. Hammerton (Amalgamated Press, London 1915).

In April 1915, Europe was in the midst of World War I. Allied forces – including French, British, Belgian and Canadian soldiers – were battling the Germany army for control of Ypres, a town in Belgium. Months before, fighting with many young soldiers, the Germans had taken heavy casualties there in a battle they called the Massacre of the Innocents of Ypres.

This time, they were determined to launch their first major attack on the Western Front. With thousands of Allied forces dug in around the town, the Germans turned to scientist Fritz Haber.

In 1918, Haber would be awarded the Nobel Prize in chemistry for his work in developing a method of synthesizing ammonia from nitrogen in the air. The process enabled the production of fertilizer in quantities that would revolutionize agriculture worldwide. However, in the winter of 1915, Haber's thoughts turned to destroying the Allies. For his efforts directing a team of scientists on the front lines in World War I, he would become known as the father of chemical warfare.

## Haber's Nitrogen Gas Discovery

Haber was born in 1868 in Breslau in Prussia, which is now in Poland. He studied chemistry at the University of Heidelberg under the famed German chemist Robert Bunsen. Haber was ultimately appointed a professor of chemistry at the Karlsruhe Institute of Technology. When scientists warned that the world would not be able to produce enough food to feed its growing human population in the 20th century, he listened.



Scientists knew nitrogen was crucial to plant life. They also knew the Earth's supply of usable quantities was quite limited. Haber discovered a way to convert the nitrogen gas in the Earth's atmosphere into a compound that could be used in fertilizer.

The Haber–Bosch process of synthesizing and manufacturing ammonia from nitrogen and hydrogen (and later industrialized by Carl Bosch, Haber's brother-in-law) was likely the most important technological innovation of the 20th century. It supports the food base for the equivalent of half of the world's population today.

### **Poison Gas Called "Unchivalrous" And "Repulsive"**

In 1901, Haber married the brilliant chemist Clara Immerwahr, the first woman to receive a doctorate degree from Breslau University. Years before, she had spurned a marriage proposal from him to focus on her studies and career. Like Haber, she converted from Judaism to Christianity, and the couple settled in Karlsruhe. However, it wasn't long before Clara Haber's research took a back seat to the demands of being a homemaker and, after the birth of their son in 1902, a mother.

Around the start of World War I, the German army requested Haber's help in the development of chemical weapons. Haber, unlike his friend Albert Einstein, willingly became a consultant to the German War Office.

During World War I, he began drawing on experiments he had done on using chlorine gasses as a weapon. Finding an effective delivery system was challenging – one test resulted in the deaths of several German troops. By 1915, however, defeats on the front lines hardened Haber's resolve to use gas weapons. Doing so, however, would be a violation of the Hague Convention agreements, which prohibited chemical agents in battle.

Haber had a difficult time finding any German army commanders who would agree even to a test in the field. One general called the use of poison gas "unchivalrous." Another declared that poisoning the enemy "just as one poisons rats" was "repulsive." If it meant victory, though, that general was willing to "do what must be done."

### **Launching The Yellow Death Cloud**

Clara Haber, however, condemned her husband's weapons work as a "perversion of the ideals of science" and "a sign of barbarity, corrupting the very discipline which ought to bring new insights into life." Publicly, she pleaded with him to end his experiments in chemical warfare. Privately, Haber said her statements amounted to treason.

In 1914, Haber placed his laboratory at the service of the German government. By April of 1915, he was on the front lines in Ypres, calculating the timing of what he hoped would be a deadly gas attack. Thousands of steel cylinders containing chlorine gas had been transported to German positions. There would be no launching or dropping of the gas on Allied troops. Instead, Haber calculated, the best delivery system was the prevailing winds in Belgium.

After weeks of waiting for ideal winds, the Germans released more than 168 tons of chlorine gas from nearly 6,000 canisters at sunrise on April 22. A sickly cloud, one witness said, "like a yellow low wall," began to drift toward the French trenches.

The cloud settled over some 10,000 troops, and more than half were believed to have died within minutes.

As thousands of French troops fled, blinded and stunned, the Germans opened fire. Then, after the cloud had disappeared, they captured 2,000 prisoners of war, confiscating rifles and urging the afflicted French to lie down "to die better."



### **The Habers' Tragedy**

The Second Battle of Ypres saw casualties of nearly 70,000 Allied troops. Only half as many Germans were killed, owing largely to what is considered to have been the first large-scale use of chemical weapons. Fritz Haber was soon after given the rank of captain, and on May 2, 1915, he returned to his home in Berlin to attend a party in his honor. The next day, he was to travel to the Eastern Front to initiate another gas attack, this time against the Russians.

Hours after the party for her husband, Clara Haber wandered into the garden with Haber's army pistol. She pointed the gun at her heart and pulled the trigger, taking her life. His wife's suicide did not delay Haber's deployment to the Eastern Front.

The unpredictability of the wind's effect on chlorine gas released from cylinders led the Germans to eventually develop gas-filled shells that could be fired over distances. By the end of the war, the Germans were using mustard gas on Allied troops. However, improvements in gas masks and filters for various chemicals enabled the Allies to adapt.

### **Nazi Government Turns The Tables On Fritz Haber**

Despite his Nobel Prize, Haber's postwar life was hardly filled with honors. He was discouraged by the German defeat, and felt responsible for the debilitating German war debt. As Hitler rose to power, Nazis attacked both him and his institute for harboring Jewish scientists. The Christian convert became "Haber the Jew" in the eyes of the Nazi government. Rather than fire his staff as requested, Haber resigned and fled Germany for England. Scientists there, however, shunned him for his work with chemical weapons.

He traveled Europe, fruitlessly searching for a place to call home, then suffered heart failure in a hotel in Switzerland in 1934. He passed away shortly thereafter at the age of 65, but not before repenting for devoting his mind and his talents to waging war with poison gasses.



Haber was praised for his work that still enables agriculture around the world, but also condemned for his work on chemical weapons. In this way, the scientist personified the extremes of technological innovation in the 20th century.

It was, however, a kind twist of fate that Haber never lived to see Zyklon B, a poisonous gas developed in the 1920s at the laboratory that he ran. The poison was used on some of his own relatives after they were sent off to Nazi concentration camps.

## Quiz

1 Which of these statements would be MOST important to include in an objective summary of the article?

- (A) Haber should have listened to the army generals who said his work was repulsive.
- (B) Haber received the rank of captain and a pardon for his despicable actions at Ypres.
- (C) Haber was rightly shunned by scientists in England for his work with poison gas.
- (D) Haber repented his role in creating deadly poison gasses before his death.

2 Read the following selection from the section "Nazi Government Turns The Tables On Fritz Haber."

*It was, however, a kind twist of fate that Haber never lived to see Zyklon B, a poisonous gas developed in the 1920s at the laboratory that he ran. The poison was used on some of his own relatives after they were sent off to Nazi concentration camps.*

Which CENTRAL idea of the article is MOST supported by the selection above?

- (A) Many Germans objected to Haber's development of chemical weapons.
- (B) Haber's work on chemical weapons had consequences he did not foresee.
- (C) The outcome of World War I was not what Haber expected it to be.
- (D) Haber was a gifted scientist whose work was praised and condemned.

3 Which option BEST explains how Clara Haber's opinions interacted with Fritz Haber's development of chemical weapons?

- (A) Clara's opinions led her to give up science in favor of being a wife and mother, which convinced Haber that she no longer understood his work.
- (B) Clara's opinions led her to give up Judaism in favor of Christianity, but her conversion did not convince Haber to stop working for Germany.
- (C) Clara's opinions led her to publicly denounce his work and stop her own experiments, which caused Haber to publicly condemn her for treason.
- (D) Clara's opinions led her to publicly denounce his work and later commit suicide, but neither caused Haber to stop his use of chemical weapons.

4 How does the author distinguish between Haber's work on fertilizer and his work on chemical weapons?

- (A) The author contrasts the honor given to Haber for helping agriculture feed the world with the condemnation he received for creating mass death.
- (B) The author categorizes the chemicals that were used by Haber to create agricultural tools separately from those used to create destruction.
- (C) The author chronologically describes the decline of Haber's honors in the scientific community after he worked on chemical weapons in 1915.
- (D) The author creates an analogy between Haber's scientific work during World War I and the actions of German Nazis during World War II.

Fill out flow map of the following events for:

**“Fritz Haber’s experiments in life and death”**

Page 1

Haber’s Nitrogen Gas Discover

Poison Gas Called “Unchivalrous And Repulsive”


Nazi Government Turns The Tables On Fritz Haber

The Habers' Tragedy



# Grade 9

## Learning Packet Answer Key



## Part 1: Grammar Practice Answers

### Chapter 13 Nouns (1)

#### Practice A Identifying Nouns

1. The present is on the table.
2. Please take Sally to the dentist.
3. My brother slept through the movie.
4. Call the office after the package arrives.
5. The weather in Chicago is cold in January.
6. The firefighter received a medal for her bravery.
7. Her family moved to the United States from China.
8. Gymnastics requires balance and strength.
9. Our choir visited the White House in Washington, D.C.
10. The friendship between Rich and Tom has lasted for years.

#### Practice B Labeling Nouns

1. friendship—common, abstract
2. Aunt Mary—proper, concrete; family—common, concrete
3. potatoes—common, concrete
4. uncle—common, concrete; Florida—proper, concrete
5. puppy—common, concrete; attention—common, abstract
6. telephone—common, concrete; Grandpa—proper, concrete
7. hope—common, abstract; freedom—common, abstract
8. *Tom Sawyer*—proper, concrete; Mark Twain—proper, concrete
9. frustration—common, abstract; time—common, abstract
10. bridge—common, concrete; Brooklyn Bridge—proper, concrete

### Chapter 13 Pronouns (2)

#### Practice A Identifying Antecedents

1. Mary
2. Jamal
3. students
4. Rachel
5. Andrew
6. Roderick
7. Jessie
8. Dennis
9. Kate
10. Cameron

#### Practice B Identifying Reciprocal Pronouns

1. each other
2. one another
3. each other
4. one another
5. one another

### Chapter 13 Action Verbs and Linking Verbs (3)

#### Practice A Identifying Action Verbs

1. plays
2. works
3. drank
4. helps
5. cooks
6. swam

#### Practice B Identifying Linking Verbs

1. is
2. sounds
3. became

4. felt
5. appeared

### Practice C Distinguishing Between Action Verbs and Linking Verbs

1. became—linking verb
2. played—action verb
3. was—linking verb
4. is—linking verb
5. argued—action verb

## Chapter 13 Transitive and Intransitive Verbs (4)

### Practice A Identifying Transitive Verbs and Their Objects

Students will underline the first term and circle the second.

1. sold—hot chocolate
2. wore—glasses
3. ate—all
4. scratched—hand
5. pictured—success
6. took—garbage
7. forgot—backpack
8. asked—questions
9. ate—leftovers
10. washed—hands

### Practice B Distinguishing Between Transitive and Intransitive Verbs

1. walked—intransitive
2. did—transitive
3. played—transitive
4. grew—intransitive
5. holds—transitive
6. sprained—transitive
7. runs—intransitive
8. wants—transitive
9. forgot—transitive
10. washed—transitive

## Chapter 13 Verb Phrases (5)

### Practice A Recognizing Verb Phrases

1. should have finished
2. is leaving
3. is painting
4. was expecting
5. does use
6. have seen
7. will be working
8. has been posting
9. is raising
10. is planning

### Practice B Identifying Helping Verbs and Main Verbs

Students will underline the first term and circle the second.

1. are—adopting
2. should be—making
3. are—climbing
4. do—want
5. might—go
6. might—learn
7. have—seen
8. will—play
9. was—praising
10. am—getting

## Chapter 13 Adjectives (6)

### Practice A Identifying Adjectives

1. that
2. classical
3. putt-putt
4. some, long
5. red
6. the broken, the
7. complicated
8. the old, slow
9. modern
10. my favorite

**Practice B Identifying Nouns Used as Adjectives**

1. dinner
2. winter
3. band
4. basketball
5. smoothie
6. office
7. earthquake
8. fruit
9. airplane
10. adventure

**Chapter 13 Adverbs (7)**

**Practice A Recognizing Adverbs**

1. loudly
2. anywhere
3. abroad
4. underground
5. accidentally
6. always
7. finally
8. soon
9. tomorrow
10. cheerfully

**Practice B Identifying Adverbs and the Words They Modify**

1. utterly—wonderful
2. seldom—rings
3. upwardly—mobile
4. sometimes—appreciate
5. usually—arrives
6. often—practices
7. swiftly—dropped
8. thoughtfully—practices
9. soon—will move
10. mortally—was wounded

**Chapter 13 Prepositions and Prepositional Phrases (8)**

**Practice A Identifying Prepositions and Prepositional Phrases**

1. on the table
2. of Tricia's
3. in the morning
4. between the two brothers
5. in the sink
6. in San Diego
7. under the bed
8. into the night
9. without your hat
10. on the beach

**Practice B Identifying Prepositions and Their Objects**

Students will underline the first term and circle the second.

1. at—sunset
2. because—problem
3. in—park
4. near—ocean
5. toward—shore
6. for—years
7. of—musician
8. to—work
9. with—music
10. for—transportation

**Chapter 13 Conjunctions (9)**

**Practice A Identifying Conjunctions**

1. but
2. either...or
3. and
4. or
5. after



6. when
7. but
8. either...or
9. not only...but also
10. while

### Practice B Identifying Kinds of Conjunctions

1. yet—coordinating
2. but—coordinating
3. while—subordinating
4. but—coordinating
5. either...or—correlative
6. and—coordinating
7. whether...or—correlative
8. or—coordinating
9. while—subordinating
10. but—coordinating

## Chapter 13 Interjections (10)

### Practice A Identifying Interjections

1. Oh!
2. Goodness!
3. Pssst
4. Tsk-tsk
5. Ouch!
6. Hurray!
7. Alas
8. Whew!
9. Congratulations!
10. Whoa!

### Practice B Supplying Interjections

Answers may vary. Sample answers are given.

1. Shhhh!
2. Ugh!
3. EEEK!
4. Yuck!

5. Pow!
6. Oh, well.
7. Congratulations!
8. Alas!
9. Whoops!
10. Howdy!

## Chapter 13 Identifying Parts of Speech (11)

### Practice A Identifying Parts of Speech: Nouns, Pronouns, Verbs, Adjectives, and Adverbs

1. pronoun
2. verb
3. noun
4. adjective
5. adverb

### Practice B Identifying Parts of Speech: Prepositions, Conjunctions, and Interjections

1. preposition
2. interjection
3. preposition
4. conjunction
5. conjunction

3. compliant; I was *compliant* with all their demands.
4. Chaplinesque; He had a *Chaplinesque* gift for using body language.

**B Sample answers:**

1. N; to demolish something means to knock it down. After *demolishing* the old building, they hauled away the rubble.
2. N; someone who is acquitted is found innocent of a crime. At the trial, the prisoner was *acquitted* and released.
3. Y; to acknowledge means to recognize something.
4. Y; to decelerate means to slow down.

**Grammar: Regular Verbs**

**Practice, p. 64**

- A**
1. (completed for student)
  2. stop, stopping, stopped, stopped
  3. play, playing, played, played
  4. hire, hiring, hired, hired
  5. confuse, confusing, confused, confused
- B**
1. present; 2. past participle
  3. present participle; 4. past participle; 5. past

**Assess, p. 65**

- A**
1. contain, containing, contained, contained
  2. clap, clapping, clapped, clapped
  3. whistle, whistling, whistled, whistled
  4. fold, folding, folded, folded
  5. practice, practicing, practiced, practiced
  6. wiggle, wiggling, wiggled, wiggled
- B**
1. present; 2. present participle
  3. past participle; 4. past; 5. present participle
  6. past participle
- C Sample answers:**
1. The team exercises before practice.
  2. My brother can't stop biting his nails.
  3. I tripped on the stairs.
  4. The animal shelter has rescued many dogs and cats.

**Grammar: Irregular Verbs**

**Practice, p. 66**

- A**
1. running, ran
  2. brought, bringing
  3. sent, sent
  4. cost, costs
  5. rise, risen
- B**
1. knew; 2. hurt; 3. left

**Assess, p. 67**

- A**
1. drawn; 2. worn; 3. swam; 4. sunk; 5. frozen
  6. taken; 7. rode; 8. taken; 9. fell; 10. drunk

- B**
1. gave; 2. stung; 3. left; 4. frozen; 5. taught
  6. lent; 7. eaten; 8. broke

**Grammar: Verb Tenses**

**Practice, p. 68**

- A**
1. remembered; 2. learned; 3. will live
  4. cooked; 5. uses
- B**
1. expected; 2. are; 3. was
  4. arrive; 5. got

**Assess, p. 69**

- A**
1. A; 2. D; 3. C; 4. B; 5. D; 6. A
- B**
1. works; 2. had gone; 3. propped
  4. will fail; 5. plans

**Writing: Alternative Ending**

**Practice, p. 70**

1. A.; 2. D.

**Assess, p. 71**

**Sample answer:**

"Are they your men?" asked Georg. "Are they your men?" he repeated impatiently as Ulrich did not answer.

"Yes," replied Ulrich. "We'll be freed soon." After being rescued, the two men kept their promise. While they did not become friends, they returned to their normal lives. A few years later, Ulrich's son and Georg's daughter married. Their family feud was finally and fully over.

**Writing: News Story**

**Practice, p. 72**

- A**
- Who?* the Carpenter family  
*What?* saved from tragedy by their family dog  
*When?* early Tuesday  
*Where?* their family home  
*Why?* Tommy was protective of the family.  
*How?* Tommy woke them when the fire started.
- B**
- The first sentence makes the reader want to know what the tragedy was and how the dog saved them.

**Assess, p. 73**

**Sample Answers:**

- A**
- Who?* a new student, Jan Golchecki  
*What?* moved to our town from Germany  
*When?* the beginning of the school year  
*Where?* here at Roper High  
*Why?* Her father was stationed in Germany and transferred here.  
*How?* flew from Germany on a military transport

- B** What is it like coming back to America after living in Germany for three years? Our newest student, Jan Golchecki, can tell you. She just moved to Middleton from Munich, Germany, two days before school started here at Roper High. Her father, a colonel in the army, was stationed in Germany and was just transferred back here. Jan, her family, and all their belongings were flown on a military transport plane to the base here. So when you see Jan in the halls, be sure to tell her, "Welcome home!"

### Writing: Short Story

#### Practice, p. 74

**A** Sample answers:

1. first person point of view
2. A. She is shy; she is 14 years old; she has long blond hair.  
B. She is shy and feels uncomfortable around the other students.
3. a dense forest of huge ferns; thick fog on the ground; a large, frightening animal

**B** Sample answers:

Maria grabbed my hand. "What was that?" she said, her voice trembling.

"I don't know, but it sounds big," I answered. "Maybe we should stay really quiet until it passes."

"Is that the best you can think of," she said, her voice rising. "You're the one who got us into this mess. How do you plan to get us out?"

#### Assess, p. 75

Students should demonstrate an understanding of the characteristics of a short story. Students should provide concrete sensory details that add vividness to the people, place, and events of the story.

### Literary Analysis: Character and Characterization

#### Practice, p. 76

**A** 1. Direct; 2. Indirect; 3. Indirect

**B** Sample answers:

1. "Roberto has arrived," said Roberto loudly.; He handed his jacket to Rodney, the friend who followed him everywhere.; a top-brand sports shirt; He flexed his arm muscles so that others could admire them.; The other players looked at each other nervously.  
Roberto is full of himself and likes to be the center of attention. He seems to be in shape and a good ball player.
2. Paula called the museum to find out what the hours were.; Then, she dug around in Susan's kitchen until she found the bus schedule.; She got Susan and Janet out the

door; Paula is a leader, the kind of person who takes charge and gets things done. She likes to be active.

#### Assess, p. 77

- A** 1. Direct; 2. Indirect; 3. Indirect  
4. Direct; 5. Indirect

**B** Sample answers:

She suspected that, as usual, Jack had gotten distracted and had forgotten all about it.; "Sure," said Jack. "A tiger escaped from the zoo, and the police are out warning people.;" "Jack," said his sister, "you aren't telling me one of your stories, by any chance?"; Jack is a dreamer, easily distracted. He tells tall tales and invents excuses for himself.

### Literary Analysis: Dialogue

#### Practice, p. 78

"I'm glad summer is coming.;" "I need a break.;" "You told me last time I came home that you had a lot of homework.;" "What else happened?;" "I joined the basketball team.;" "Whoah, little brother. You have to make sure you pace yourself.;" "I know.;" "It's probably even harder in college, right?"

1. Todd: It is almost summer. Todd is glad.
2. Todd: Todd needs a break.
3. Joe: Todd has a lot of homework. Joe is living away from home.
4. Joe: Joe does not talk to Todd every day.
5. Todd: Todd has joined the basketball team recently.
6. Joe: Joe is Todd's older brother.
7. Todd: Todd knows he has to pace himself.
8. Todd: Joe is in college.

#### Assess, p. 79

- A** 1. "You are doing a great job!"  
2. "Your painting is beautiful."  
3. "Let's go back."  
4. "Okay, I'll get the car."  
5. "Craig is always in a bad mood."

**B** Sample answers:

"What was that noise?" "Shhh." "That was just your nerves. Do you want to wake up the guard?" "Okay, Elaine, but I want you to know that I wouldn't be prowling around this museum basement if you were not my friend." "I know, Anna." "and believe me, I appreciate your help." "All right, ladies." "and just what is it that brings you to the museum basement in the middle of the night, might I ask?"

1. Anna: Anna hears a noise.
2. Elaine: Elaine thinks it's Anna's nerves and that she should be quiet or they will wake up a guard.

### Practice B Identifying Nouns Used as Adjectives

1. dinner
2. winter
3. band
4. basketball
5. smoothie
6. office
7. earthquake
8. fruit
9. airplane
10. adventure

### Chapter 13 Adverbs (7)

#### Practice A Recognizing Adverbs

1. loudly
2. anywhere
3. abroad
4. underground
5. accidentally
6. always
7. finally
8. soon
9. tomorrow
10. cheerfully

#### Practice B Identifying Adverbs and the Words They Modify

1. utterly—wonderful
2. seldom—rings
3. upwardly—mobile
4. sometimes—appreciate
5. usually—arrives
6. often—practices
7. swiftly—dropped
8. thoughtfully—practices
9. soon—will move
10. mortally—was wounded

### Chapter 13 Prepositions and Prepositional Phrases (8)

#### Practice A Identifying Prepositions and Prepositional Phrases

1. on the table
2. of Tricia's
3. in the morning
4. between the two brothers
5. in the sink
6. in San Diego
7. under the bed
8. into the night
9. without your hat
10. on the beach

#### Practice B Identifying Prepositions and Their Objects

Students will underline the first term and circle the second.

1. at—sunset
2. because—problem
3. in—park
4. near—ocean
5. toward—shore
6. for—years
7. of—musician
8. to—work
9. with—music
10. for—transportation

### Chapter 13 Conjunctions (9)

#### Practice A Identifying Conjunctions

1. but
2. either...or
3. and
4. or
5. after

6. when
7. but
8. either...or
9. not only...but also
10. while

### **Practice B Identifying Kinds of Conjunctions**

1. yet—coordinating
2. but—coordinating
3. while—subordinating
4. but—coordinating
5. either...or—correlative
6. and—coordinating
7. whether...or—correlative
8. or—coordinating
9. while—subordinating
10. but—coordinating

### **Chapter 13 Interjections (10)**

#### **Practice A Identifying Interjections**

1. Oh!
2. Goodness!
3. Pssst
4. Tsk-tsk
5. Ouch!
6. Hurray!
7. Alas
8. Whew!
9. Congratulations!
10. Whoa!

#### **Practice B Supplying Interjections**

Answers may vary. Sample answers are given.

1. Shhhh!
2. Ugh!
3. EEEK!
4. Yuck!

5. Pow!
6. Oh, well.
7. Congratulations!
8. Alas!
9. Whoops!
10. Howdy!

### **Chapter 13 Identifying Parts of Speech (11)**

#### **Practice A Identifying Parts of Speech: Nouns, Pronouns, Verbs, Adjectives, and Adverbs**

1. pronoun
2. verb
3. noun
4. adjective
5. adverb

#### **Practice B Identifying Parts of Speech: Prepositions, Conjunctions, and Interjections**

1. preposition
2. interjection
3. preposition
4. conjunction
5. conjunction

## 9<sup>th</sup> Math Answer Key

### Reteach 3-1: Graphing Relationships

1. Graph A
2. Graph A

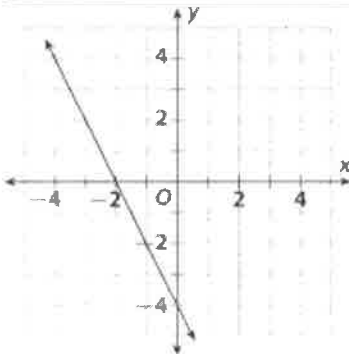
### Practice and Problem Solving: Modified

1. d
2. g
3. b
4. a
5. f
6. input
7. output
8. D: {0, 1, 2, 3, 4, 5}; R: {0, 1, 2, 3, 4, 5}
9. D: {1, 2, 3, 4, 5, 6, 7, 8}; R: {3, 6, 9}
10. D:  $\{0 \leq t \leq 5\}$ ; R:  $\{0 \leq d \leq 10\}$

### Reteach 3-2: Understanding Relations and Functions

1.

<b>x</b>	-3	-2	-1	0
<b>f(x)</b>	2	0	-2	-4



2.  $f(x) = -x$ ; yes; D = {0, 1, 2, 3};  
R = {0, -1, -2, -3}
3. No, because there are two different values for  $y$  that correspond to an  $x$ -value of 1.
4.  $f(x) = x + 1$ ; yes; D = {0, 1, 2, 3};  
R = {1, 2, 3, 4}

### LESSON 3-1

#### Practice and Problem Solving: A/B

1. The rain stopped, so the rainfall does not increase.
2. c, because the line is steepest
3. discrete
4. continuous
5. continuous
6. discrete
7. b; continuous; D:  $\{0 \leq x < 8\}$ ; R:  $\{0 \leq y \leq 2\}$

#### Reading Strategies

1. Graph B
2. Graph D
3. Graph A
4. Sample answer: Paolo blew up a balloon. Then the balloon popped.

### LESSON 3-2

#### Practice and Problem Solving: Modified

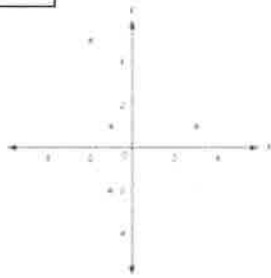
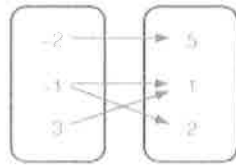
1. Domain: {0, 3, 5}; Range: {-1, 1}
2. Domain: {-1, 0, 2, 3}; Range: {-4, 2, 4, 5}
3. It is not a function because 9 is paired with two outputs.
4. It is a function.
5. It is a function.
6. It is not a function because 5 is paired with three outputs.
7. {30, 40, 50, 60}
8. {1, 2, 3, 4, 5, 6, 7}
9. It is a function because each year is paired with exactly one number of members.

### LESSON 3-2

#### Practice and Problem Solving: A/B

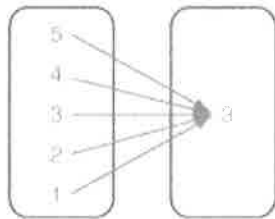
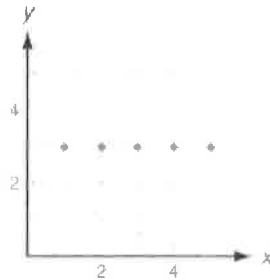
1.

$x$	$y$
-2	5
-1	1
3	1
-1	-2



2.

$x$	$y$
5	3
4	3
3	3
2	3
1	3



- $\{0 \leq x \leq 4\}$ ;  $\{0 \leq y \leq 4\}$ ; yes; each domain value is paired with exactly one range value.
- $\{8, 9\}$ ;  $\{-3, -4, -6, -9\}$ ; no; both domain values are paired with more than one range value.
- $\{0, 1, 2\}$ ;  $\{4, 5, 6, 7, 8\}$ ; no; two domain values are paired with two range values.

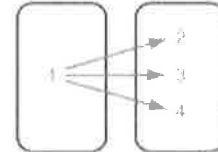
### LESSON 3-2

#### Reading Strategies

1. Possible answer:

$x$	1	2	3	4
$y$	1	2	3	4

2. Possible answer:



- Because the domain value 1 is paired with more than one range value.
- no
- no
- yes

#### Reteach 3-3: Modeling with Functions

- Think: 7 hours; total amount earned; independent variable: hours worked; dependent variable: total earned
- Think: 103 minutes; total cost; independent variable: number of minutes used; dependent variable: total cost
- Think: 3 servings; total calories; independent variable: number of servings; dependent variable: total calories

### LESSON 3-3

#### Practice and Problem Solving: Modified

1. amount earned; number of hours worked;  
number of hours worked; amount earned
2. total cost; number of pounds bought;  
number of pounds bought; total cost
3.  $f(x) = x + 4$
4.  $f(x) = -5x + 16$
5.  $f(x) = 2x - 4$
6. total cost; number of hours worked;  
independent variable: number of hours  
worked; dependent variable: total cost;  
equation:  $y = 60x$ ; function:  $f(x) = 60x$
7. total cost; number of extra propellers  
bought; independent variable: number of  
extra propellers bought; dependent  
variable: total cost; equation:  $y = 25x +$   
 $300$ ; function:  $f(x) = 25x + 300$

### LESSON 3-3

#### Practice and Problem Solving: A/B

1. cost; size
2. earnings; number of hours worked
3. total cost; number of pounds bought
4.  $y = 8x$ ;  $f(x) = 8x$
5.  $y = 1.59x$ ;  $f(x) = 1.59x$
6. independent: number of hours;  
dependent: total cost; function:  
 $f(x) = 70x + 40$ ; solution: \$320
7. independent: number of bags; dependent:  
total cost; function:  $f(g) = 4g + 10$ ;  
solution: \$66

### LESSON 3-3

#### Reading Strategies

1. The total earned is 45 times the hours  
worked. Independent variable: hours  
worked; dependent variable: total earned
2. The total charge is \$1.25 times the  
number of pounds shipped. Independent  
variable: number of pounds shipped;  
dependent variable: total charge
3. The total number of cards is 52 times  
the number of decks. Independent  
variable: number of decks; dependent  
variable: number of cards
4. The number of gallons of gas is  $\frac{1}{32}$  of  
the distance traveled. Independent  
variable: number of gallons; dependent  
variable: total distance traveled
5. The number of loads of laundry is  $\frac{1}{3}$   
times the number of ounces of detergent.  
Independent variable: number of loads of  
laundry; dependent variable: total  
detergent used



### Reteach 5-3: Interpreting Rate of Change and Slope

- 2
- $-\frac{1}{4}$
- $\frac{3}{4}$
- zero
- undefined
- zero

### LESSON 5-3

#### Practice and Problem Solving: Modified

- rise = 1, run = 3, slope =  $\frac{1}{3}$
- rise = 2, run = 1, slope = 2
- rise = -3, run = 2, slope =  $-\frac{3}{2}$
- zero
- negative
- undefined
- 35 mph; 12 mph; 11 mph; 39 mph;  
0.5 mph

### LESSON 5-3

#### Practice and Problem Solving: A/B

- rise = 4, run = 5, slope =  $\frac{4}{5}$
- rise = -6, run = 3, slope = -2
- rise = 3, run = 4, slope =  $\frac{3}{4}$
- slope =  $\frac{3}{2}$ ; hourly salary increases \$3 every 2 years, or \$1.50 per year.
- slope =  $-\frac{400}{3}$ ; the number of people remaining decreases by 400 every 3 hours, or about 133 per hour.
- The slope would be 58 since \$58 is added to the total cost as the number of tickets bought increases by 1.

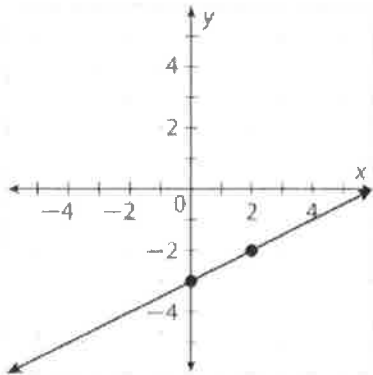
### LESSON 5-3

#### Reading Strategies

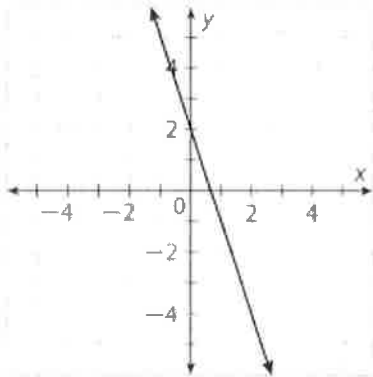
- 4
- Possible answer: (-1, 6)
- 2
- (-4, 1) and (6, 5)
- $\frac{2}{5}$
- 0
- horizontal

### Reteach 6-1: Slope-Intercept Form

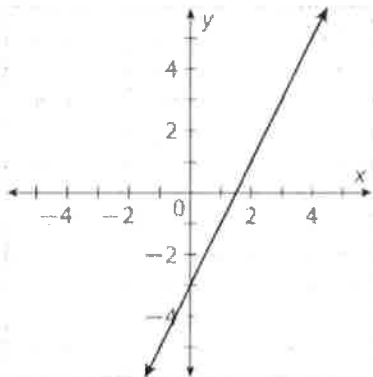
1.  $m = \frac{1}{2}; b = -3$



2.  $m = -3; b = 2$



3.  $m = 2; b = -3$



### Practice and Problem Solving: Modified

1.  $y = -2x + 4$

2.  $y = -8x + 17$

3.  $y = 3x - 11$

4.  $y = -\frac{5}{4}x + 1$

5.  $y = \frac{1}{2}x - 3$

6.  $y = \frac{1}{4}x - \frac{1}{10}$

7. -10

8. -1

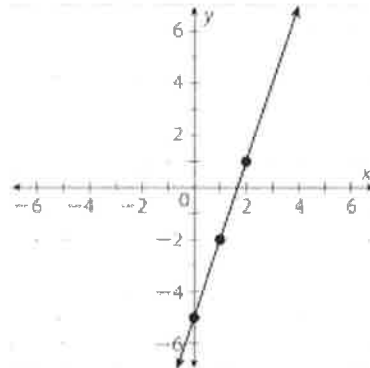
9. 4

10. -8

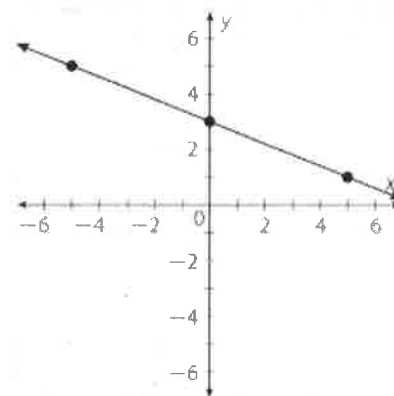
11. 2

12. -14

13. slope: 3; y-intercept: -5



14. slope:  $-\frac{2}{5}$ ; y-intercept: 3

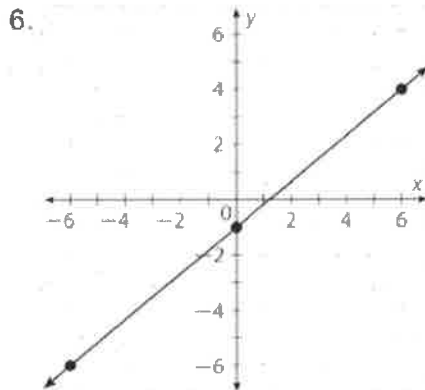
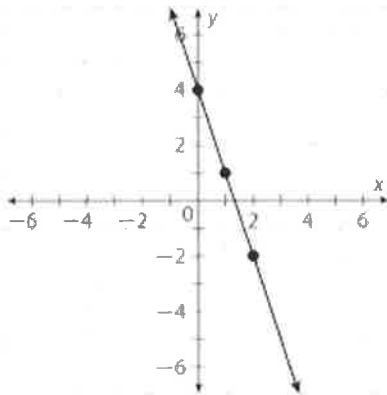


15. The graph is a line. Its slope would increase from 2 to 2.5, making the line steeper.

## LESSON 6-1

### Practice and Problem Solving: A/B

- $y = -4x + 7$ ; slope:  $-4$ ;  $y$ -intercept:  $7$
- $y = \frac{2}{3}x - 3$ ; slope:  $\frac{2}{3}$ ;  $y$ -intercept:  $-3$
- $y = \frac{5}{4}x - \frac{3}{2}$ ; slope:  $\frac{5}{4}$ ;  $y$ -intercept:  $-\frac{3}{2}$
- $y = -\frac{1}{2}x + 4$ ; slope:  $-\frac{1}{2}$ ;  $y$ -intercept:  $4$
- 

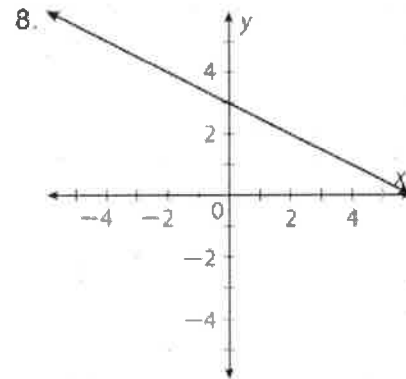
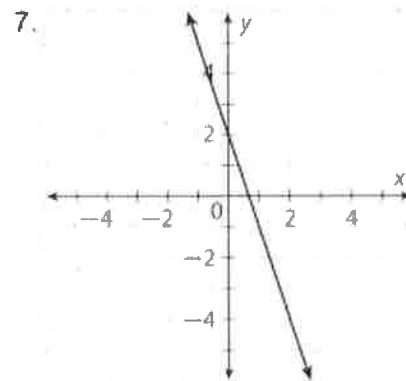


- slope is  $3$ ,  $y$ -intercept is  $-5$
- $y = 0.25x - 11$
- $f(x) = 30,000 - 500x$

## LESSON 6-1

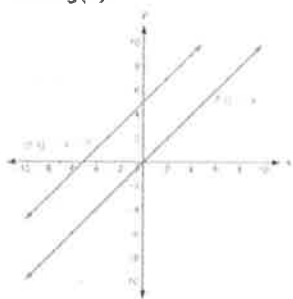
### Reading Strategies

- With a fraction, you have a "rise" and "run" for graphing.
- (0,  $-8$ )                      3.  $5$ ;  $12$
- $-3$ ;  $0$                           5.  $1$ ;  $-4$
- $\frac{1}{3}$ ;  $3$

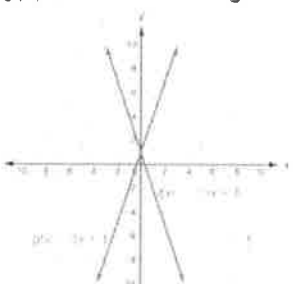


**Reteach 6-4: Transforming Linear Functions**

- Slopes are the same; shift  $f(x)$  up 5 to make  $g(x)$ .



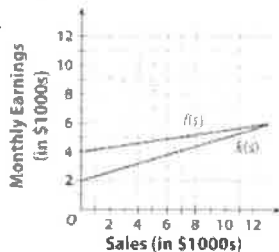
- $y$ -intercepts are the same; steepness is the same but  $f(x)$  falls from left to right;  $g(x)$  rises from left to right.



**LESSON 6-4**

**Practice and Problem Solving: A/B**

- $y = 6x + 11$
- $y = -5x - 1$
- $y = 2x - 4$
- $y = 6x - 1$
- $y = x - 1$
- $y = 2x$
- $y = 3x - 1$
- $y = 4x + 2$
- $g(s) = 4000 + 0.05s$
- $h(s) = 8000 + 0.15s$
- $k(s) = 2000 + 0.3s$
- 

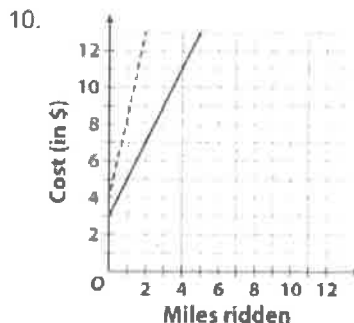
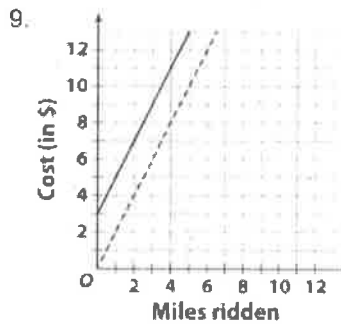
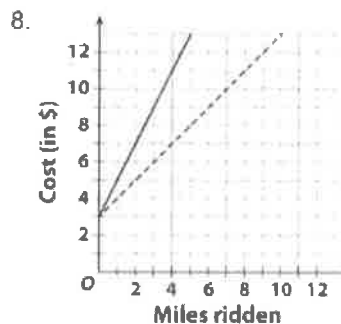
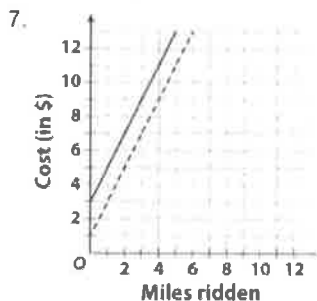


**Reading Strategies**

- 5;  $2 - (-3) = 5$       2.  $f(x)$ ;  $f(x)$
- $y$ -axis; opposite
- rotation (less steep) about  $(0, -3)$
- reflection about  $y$ -axis
- translation 6 units up

**Practice and Problem Solving: Modified**

- down
- down
- up
- more steep
- less steep
- more steep



## Answer Key

1 Which of these statements would be MOST important to include in an objective summary of the article?

- (A) Haber should have listened to the army generals who said his work was repulsive.
- (B) Haber received the rank of captain and a pardon for his despicable actions at Ypres.
- (C) Haber was rightly shunned by scientists in England for his work with poison gas.
- (D) Haber repented his role in creating deadly poison gasses before his death.**

2 Read the following selection from the section "Nazi Government Turns The Tables On Fritz Haber."

*It was, however, a kind twist of fate that Haber never lived to see Zyklon B, a poisonous gas developed in the 1920s at the laboratory that he ran. The poison was used on some of his own relatives after they were sent off to Nazi concentration camps.*

Which CENTRAL idea of the article is MOST supported by the selection above?

- (A) Many Germans objected to Haber's development of chemical weapons.
- (B) Haber's work on chemical weapons had consequences he did not foresee.**
- (C) The outcome of World War I was not what Haber expected it to be.
- (D) Haber was a gifted scientist whose work was praised and condemned.

3 Which option BEST explains how Clara Haber's opinions interacted with Fritz Haber's development of chemical weapons?

- (A) Clara's opinions led her to give up science in favor of being a wife and mother, which convinced Haber that she no longer understood his work.
- (B) Clara's opinions led her to give up Judaism in favor of Christianity, but her conversion did not convince Haber to stop working for Germany.
- (C) Clara's opinions led her to publicly denounce his work and stop her own experiments, which caused Haber to publicly condemn her for treason.
- (D) Clara's opinions led her to publicly denounce his work and later commit suicide, but neither caused Haber to stop his use of chemical weapons.**

4 How does the author distinguish between Haber's work on fertilizer and his work on chemical weapons?

- (A) The author contrasts the honor given to Haber for helping agriculture feed the world with the condemnation he received for creating mass death.**
- (B) The author categorizes the chemicals that were used by Haber to create agricultural tools separately from those used to create destruction.
- (C) The author chronologically describes the decline of Haber's honors in the scientific community after he worked on chemical weapons in 1915.
- (D) The author creates an analogy between Haber's scientific work during World War I and the actions of German Nazis during World War II.